

ARTEP 5-473-35-MTP

Multirole Bridge Company

OCTOBER 2002

DISTRIBUTION RESTRICTION: Approved for public release; distribution is unlimited.

**HEADQUARTERS
DEPARTMENT OF THE ARMY**

MISSION TRAINING PLAN for the Multirole Bridge Company

TABLE OF CONTENTS

	<u>PAGE</u>
Table of Contents	i
PREFACE	ii
Chapter 1. Unit Training	1-1
Chapter 2. Training Matrixes	2-1
2-1. General.....	2-1
2-2. Mission to Collective Tasks Matrix.....	2-1
Chapter 3. Mission Outlines/Training Plans	3-1
Chapter 4. Training Exercise	4-1
Chapter 5. Training and Evaluation Outlines	5-1
Chapter 6. External Evaluation	6-1
APPENDIX A - EXERCISE OPERATION ORDER (OPORD)	A-1
APPENDIX B - THREAT ANALYSIS	B-1
APPENDIX C - METRIC CONVERSION CHART	C-1
Glossary	Glossary-1
References	References-1
Questionnaire	Questionnaire-1

DISTRIBUTION RESTRICTION: Approved for public release; distribution is unlimited.

PREFACE

This mission training plan (MTP) provides the Active (AC) and Reserve Component (RC) training manager with a descriptive, mission-oriented training program to train the unit to perform its critical wartime operations. While general defense plan missions and deployment assignments impact on the priorities, the operations described here are the principal ones that the Multirole Bridge company is expected to execute with a high level of proficiency. Each unit is expected to train, as a minimum, to the standards of the training and evaluation outlines (T&EOs) in the MTP. Standards for training may be more difficult but may not be lowered. This document is in alignment with and part of the United States (US) Army's training and tactical doctrine.

This MTP applies to the Multirole Bridge Company table of organization and equipment (TOE) 05473L100.

The proponent of this publication is Headquarters (HQ), US Army Training and Doctrine Command (TRADOC). Send comments and recommendations on Department of Army (DA) Form 2028 directly to Commander, US Army Maneuver Support Center, ATTN: ATZT-DT-WF-E, Directorate of Training Development, 320 MANSCEN Loop, Suite 220, Fort Leonard Wood, Missouri 65473-8929.

Unless this publication states otherwise, masculine nouns and pronouns do not refer exclusively to men.

CHAPTER 1

Unit Training

1-1. General. This MTP provides the commander and leaders with guidance on how to train the key missions of the unit. The specific details of the unit's training program will depend on the--

- Unit's mission-essential tasks list (METL).
- Chain-of-command's training directives and guidance.
- Unit's training priorities.
- Availability of training resources and areas.

1-2. Supporting Material. This MTP describes a critical wartime mission-oriented training program. The unit's training program consists of the following publications:

- a. Army Training and Evaluation Program (ARTEP) 5-473-35-MTP for the Multirole Bridge Company.
- b. ARTEP 5-335-DRILL for the engineer drills. The unit must sustain drills. They are US Army standard and may not be modified.
- c. Soldier training publications (STPs) for the appropriate military occupational specialties (MOSs) and skill levels.

1-3. Contents. This MTP is organized into six chapters and three appendixes.

- a. Chapter 1, Unit Training, provides the explanation and organization of this MTP. This chapter explains how to use this MTP in establishing an effective training program.
- b. Chapter 2, Training Matrixes, shows the relationship between the mission and the collective tasks.
- c. Chapter 3, Mission Outlines/Training Plans, presents a graphic portrayal of the relationship between missions and their subordinate tasks.
- d. Chapter 4, Training Exercises, consists of a field training exercise (FTX). This exercise provides training information and a preconstructed scenario. It can serve as a part of an internal or external evaluation. This exercise may be modified to suit the training needs of the unit.
- e. Chapter 5, Training and Evaluation Outlines (T&EOs), provides the training and evaluation criteria for all the tasks that the unit must master to effectively perform its mission. Each task is a T&EO that identifies task steps, performance measures, individual and leader tasks, and opposing forces (OPFOR) counter tasks. Each T&EO is part of a mission and, in various combinations, composes the training exercise in Chapter 4.
- f. Chapter 6, External Evaluation, provides instructions for the planning, preparation, and execution of an external evaluation.
- g. Appendix A, Sample Operation Order (OPORD), contains a sample OPORD to be used with the exercise in Chapter 4.

h. Appendix B, Threat Analysis, describes the local, regional, and global threats, as well as special situations that impact operations.

i. Appendix C, Metric Conversion Chart, shows how to convert US and metric measurements.

1-4. Missions and Tasks.

a. This MTP concerns specific missions found in the TOE and an implied mission that the unit must perform in order to accomplish the specified missions. The critical missions are the focus for the unit. The commander may supplement these missions with his own. The following is a listing of the missions for the unit:

- Follow-on/replacement bridging.
- Haul operations.
- Sustain engineer operations.
- Tactical bridge operations.
- Unit defense.
- Unit survivability.

b. Each of these tasks may be trained individually or jointly with other tasks. Training is based on the criteria described in the T&EOs. Several T&EOs can be trained as a situational training exercise (STX). Various combinations of STXs can be used to develop an FTX for the unit to practice its entire mission responsibility. Several STXs can be developed into an external evaluation that is designed by the next higher echelon to evaluate the unit's ability to perform multiple missions under stress in a realistic environment.

c. Squad tasks are trained in much the same way as described above. However, the squad leader must also train the drills provided in the drill book.

d. Leader tasks that support the unit's missions are trained through STP training, battle simulations, and execution of the unit's missions.

e. Individual tasks that support unit tasks are mastered by training to standards outlined in the appropriate STPs. The T&EOs in Chapter 5 show the individual tasks that support collective-task training.

1-5. Principles of Training. This MTP is based on the training principles explained in Field Manual (FM) 25-100.

1-6. Training Strategy. The training program developed and executed by the engineer battalion to train to standards in its critical wartime missions will be a component of the Army's Combined-Arms Training Strategy (CATS). The purpose of CATS is to provide direction and guidance on how the total Army will train and identify the resources required to support that training. The CATS will provide the tools that enable the Army to focus and manage training in an integrated manner. Central to the CATS is a series of proponent-generated unit and institutional strategies that describe the training events and resources required to facilitate training to standard. The CATS will be embedded in the Standard Army Training System (SATS) version 4.1 and higher. The Web site for this information is <http://www.atsc.army.mil/atmd/strac>.

a. The unit training strategies central to the CATS provide the commander with a descriptive "menu" for training reflecting that while there is an optimal way to train to standard, it is unlikely that all units in the Army will have the exact mix of resources required to execute an optimal training strategy.

b. The unit's training strategy is a descriptive training strategy that provides a means for training the battalion to standard by listing required training events, critical training gates, training event frequencies, and training resources. The commander selects from this MTP those tasks required to train his METL. The training strategies to be provided in the SATS 4.1 will provide the means whereby those tasks that can be trained through a focused and integrated training plan.

c. The unit's training strategy will be comprised of three separate training strategies. When integrated with the training tasks found in this MTP, they form a comprehensive and focused training strategy that allows the unit to train to standard. The elements of the unit's training strategy are--

(1) Maneuver- and collective-training strategy. The maneuver strategy is intended to provide a set of recommended training frequencies for key training events in a unit and depicts those resources that are required to support the training events.

(2) Gunnery strategy. The gunnery strategy is based on weapons systems found in the unit and is intended to provide an annual training plan and to depict resources required to support weapons training. Data for the gunnery strategy comes from the Standards in Training Commission (STRAC) manual or the appropriate FM publications.

(3) Soldier strategy. The soldier strategy provides an annual plan for training and maintaining skills at the individual level and lists the resources required to train a soldier.

d. A vital element in the unit's training strategy is the identification of critical training gates. Critical training gates are defined as training events that must be conducted to standard before moving on to a more difficult or resource-intensive training event or task. Training gates follow the crawl, walk, run training methodology. For instance, if the unit training strategy calls for conducting an FTX, and an STX has been identified as a critical training gate for the FTX, the training tasks in the STX must be trained to standard before conducting the FTX. Standards for all tasks must be clearly defined so that the trainer can assess the preparedness of the soldiers, or units, to move on to more complex training events. The provision for critical training gates is made recognizing that the unit's METL and the commander's assessment of his unit's training status will determine the selection and timing of the collective-training exercises in a specific unit's training strategy.

e. When developing the unit's training plan, the commander identifies from the MTP the training tasks required to train his METL.

1-7. Conducting Training. This MTP is designed to facilitate planning, preparing, and conducting unit training as explained in FMs 25-100 and 25-101. The commander--

a. Assigns the missions and supporting tasks for training based on his METL and guidance from the next higher HQ. Trainers must plan and execute training to support this guidance.

b. Reviews the mission outline in Chapter 3 to determine whether STXs and FTXs provided will support, or can be modified to support, command guidance. If they do not support the guidance, or if they need to be modified, refer to the matrixes in Chapter 2. These matrixes provide a list of all critical collective tasks, drills, and individual tasks that must be mastered to perform the mission.

c. Prioritizes the tasks that need training. There is never time to train everything. You must orient on the greatest challenges and the most difficult sustainment skills.

d. Integrates training tasks into the training schedule, using the following procedures:

- (1) List the tasks in the priority and frequency that they need to be trained.
 - (2) Determine the amount of time required and how you can use multiechelon training for the best results.
 - (3) Determine where the training can take place.
 - (4) Determine who will be responsible for what. The leader of the element being trained must always be involved.
 - (5) Organize needs into blocks of time and training vehicles.
- e. Approves the list of tasks to be trained and schedules them on the unit's training schedule.
- f. Determines the equipment and supplies needed to conduct the training.
- g. Keeps subordinate leaders informed and oversees their training. The standards must be rigidly enforced.

1-8. Force Protection.

a. **Safety.** Safety is a component of force protection. Commanders, leaders, and soldiers use risk assessment and risk management to tie force protection into the military around the mission. Risk management assigns responsibility, institutionalizes the commander's review of operational safety, and leads to decision-making at a level of command appropriate to the risk. The objective of safety is to help units protect combat power through accident prevention, which enables units to win fast and decisively, with minimum losses. Safety is an integral part of all combat operations. Safety begins with readiness that determines a unit's ability to perform its METL to standard. Readiness standards addressed during METL assessment are--

- (1) Soldiers with the self-discipline to consistently perform tasks to standard.
- (2) Leaders who are ready, willing, and able to enforce standards.
- (3) Training that provides skills needed for performance to standard.
- (4) Standards and procedures for task preferences that are clear and practical.
- (5) Support for task preference, including equipment, personnel, maintenance, facilities, and services.

b. **Risk management.** Risk management is a tool that addresses the root causes (readiness shortcomings) of accidents. It assists commanders and leaders in not only identifying what the next accident is going to be, but also helps identify who will have the next accident. Risk management is a way to put more realism into training without paying the price in deaths, injuries, or damaged equipment.

c. **Chain of command.** Safety demands total chain-of-command involvement in planning, preparing, executing and evaluating training. Responsibilities of the chain of command include--

- (1) Commanders.
 - (a) Seek optimum, not adequate, performance.
 - (b) Specify the risk you will accept to accomplish the mission.
 - (c) Select risk reductions provided by the staff.

- (d) Accept or reject residual risk, based on the benefit to be derived.
 - (e) Train and motivate leaders at all levels to effectively use risk-management concepts.
- (2) Staff.
- (a) Assist the commander in assessing risks and developing risk-reduction options for training.
 - (b) Integrate risk controls in plans, orders, METL standards, and performance measures.
 - (c) Eliminate unnecessary safety restrictions that diminish training effectiveness.
 - (d) Assess safety performance during training.
 - (e) Evaluate safety performance during after-action reviews (AARs).
- (3) Subordinate leaders.
- (a) Apply consistently effective risk-management concepts and methods to the operations they lead.
 - (b) Report risk issues beyond your control or authority to your superiors.
- (4) Individual soldiers.
- (a) Report unsafe conditions and acts; correct the situation when possible.
 - (b) Establish a buddy system to keep a safety watch on one another.
 - (c) Take responsibility for personal safety
 - (d) Work as a team member.
 - (e) Modify your own risk behavior.
- d. Steps. Risk management is a five-step cyclic process that is easily integrated into the decision-making process outlined in FM 101-5. The risk management process consists of the following five steps:
- (1) Identify hazards. Identify the most probable hazards for the mission.
 - (2) Assess hazards. Analyze each hazard to determine the probability of it causing an accident and the probable effect of the accident. Identify control options to eliminate or reduce the hazard. The Army standard risk assessment matrix in Figure 1-1 is a tool to be used for assessing hazards.
 - (3) Make risk decisions. Weigh the risk against the benefits of performing the operations. Accept no unnecessary risks, and make any remaining risk decisions at the proper level of command.
 - (4) Implement controls. Integrate specific controls into operation plans (OPLANs), OPORDs, standing operating procedures (SOPs), and rehearsals. Communicate controls to the individual soldier.
 - (5) Supervise. Determine the effectiveness of controls in reducing the probability and effect of identified hazards, to include follow-up and AAR. Develop lessons learned.

			HAZARD PROBABILITY				
			FREQUENT	PROBABLE	OCCASIONAL	REMOTE	IMPROBABLE
			A	B	C	D	E
E F F E C T	CATASTROPHIC	I	EXTREMELY HIGH		HIGH		
	CRITICAL	II		HIGH			
	MARGINAL	III		MEDIUM			LOW
	NEGLIGIBLE	IV		LOW			

Effect	
Catastrophic	Death or permanent total disability, system loss, and major property damage.
Critical	Permanent partial disability, temporary total disability in excess of 3 months, major system damage, significant property damage.
Marginal	Minor injury, lost workday accident, compensable injury or illness, minor system/property damage.
Negligible	First aid or minor supportive medical treatment, minor system impairment.
Probability	
Frequent	Individual soldier/item. All soldiers exposed or item inventory
Probable	Individual soldier/item All soldiers exposed or item inventory
Occasional	Individual soldier/item. All soldiers exposed or item inventory
Remote	Individual soldier/item All soldiers exposed or item inventory
Improbable	Individual soldier/item All soldiers exposed or item inventory
Risk Levels	
Extremely High	Loss of ability to accomplish mission.
High	Significantly degrades mission capabilities in terms of required mission standards.
Medium	Degrades mission capabilities in terms of required mission.
Low	Little or no impact on mission accomplishment.

Figure 1-1. Risk Assessment Matrix

e. Fratricide. Fratricide prevention is a component of force protection and is closely related to safety. Fratricide is the employment of weapons, with the intent to kill the enemy or destroy his equipment, that results in unforeseen and unintentional death, injury, or damage to friendly personnel or equipment. Fratricide is by definition an accident. Risk assessment and risk management are mechanisms used to control the incidence of fratricide.

f. Causes of fratricide. The primary causes of fratricide are--

(1) Direct fire control plan failures. These failures result when units fail to develop defensive and, particularly, offensive fire control plans.

(2) Land navigation failures. These failures result when units stray out of sector, report incorrect locations, and become disoriented.

(3) Combat identification failures. These failures include gunners or pilots being unable to distinguish thermal and optical signatures near the maximum range of their sighting systems and units in proximity mistaking each other for the enemy under limited-visibility conditions.

(4) Inadequate control measures. These occur when units fail to disseminate the minimum maneuver and fire support control measures that are necessary to tie control measures to recognizable terrain or events.

(5) Reporting communication failures. Units at all levels face problems in generating timely, accurate, and complete reports as locations and tactical situations change.

(6) Weapons errors. Lapses in individual discipline lead to charge errors, accidental discharges, mistakes with explosives or hand grenades, and similar incidents.

(7) Battlefield hazards. Unexploded ordnance (UXO), unmarked or unrecorded minefields, scatterable mines (SCATMINES), and booby traps litter the battlefield. Failure to mark, record, remove, or anticipate these hazards increases the risk of friendly casualties.

g. Results. Fratricide results in unacceptable losses and increases the risk of mission failure. Fratricide undermines the unit's ability to survive and function. Units experiencing fratricide observe these consequences:

- (1) Loss of confidence in unit leadership.
- (2) Increase of self-doubt among leaders.
- (3) Hesitation to use supporting combat systems.
- (4) Oversupervision of units.
- (5) Hesitation to conduct night operations.
- (6) Loss of aggressiveness during fire and maneuver.
- (7) Loss of initiative.
- (8) Disrupted operations.
- (9) General degradation of cohesiveness, morale, and combat power.

1-9. Environmental Protection. Protection of natural resources has continued to become an ever-increasing concern to the Army. It is the responsibility of all unit leaders to decrease and, if possible, eliminate damage to the environment when conducting training. Environmental risk management parallels safety risk management and is based on the same philosophy. Environmental risk management consists of the following steps:

a. Identify hazards. Identify potential sources for environmental degradation during analysis of mission, enemy, terrain, troops, time available, and civilian considerations (METT-TC) factors. This requires identification of environmental hazards. An environmental hazard is a condition with the potential for polluting air, soil, or water and/or destroying cultural and historical artifacts.

b. Assess the hazard. Analyze the potential severity of environmental degradation using the environmental risk assessment matrix (Figure 1-2). Consider the severity of environmental degradation when determining the potential effect an operation will have on the environment. The risk impact value is defined as an indicator of the severity of environmental degradation. Quantify the risk to the environment

resulting from the operation as extremely high, high, medium, or low, using the environmental risk assessment matrix.

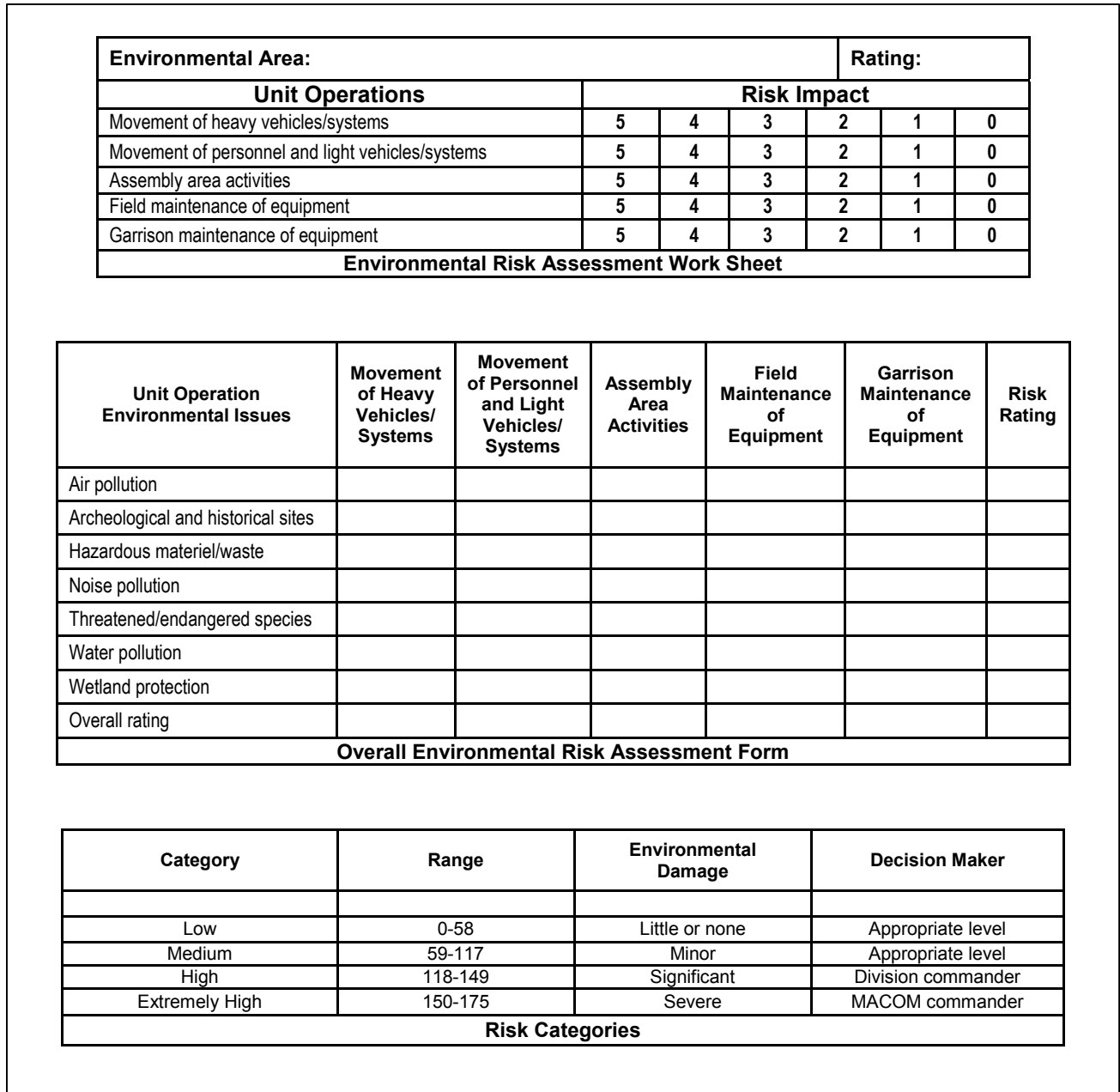


Figure 1-2. Environmental Risk-Assessment Matrix

c. Make environmental risk decisions. Make decisions and develop measures to reduce high environmental risks.

d. Brief the chain of command. Brief the chain of command (to include the installation environmental office, if applicable) on proposed plans and pertinent high-risk environmental matrixes. Risk decisions are made at a level of command that corresponds to the degree of risk.

e. Implement controls. Implement environmental protection measures by integrating them into plans, orders, SOPs, training-performance standards, and rehearsals.

f. Supervise. Supervise and enforce environmental-protection standards.

1-10. Evaluation. The T&EOs in Chapter 5 describe standards that must be met for each task.

a. Evaluations can be either internal or external. Internal evaluations are conducted at all levels, and they must be inherent in all training. External evaluations are usually more formal and are normally conducted by a HQ two levels above the evaluated unit. See Chapter 6 for more information on external evaluations.

b. A critical weakness in training is the failure to evaluate each task every time it is executed. The ARTEP concept is based on simultaneous training and evaluation. Too often, leaders do not practice continuous evaluation. Soldiers or small units are trained to perform a task to standard, and then later, when they execute that task as part of a training exercise, they execute it poorly or incorrectly and are not corrected. For this program to work, trainers and leaders must continually evaluate training as it is being executed.

c. Leaders should emphasize direct, on-the-spot evaluations. Correcting poor performance during individual or small-group training is easy to do. In higher-level exercises, it is usually not feasible to do this with outside evaluators, but should not be totally eliminated. Plan AARs at frequent logical intervals during the exercises (usually after the completion of a major subordinate task). This is a proven technique that will allow you to correct performance shortcomings while they are still fresh in everyone's mind. Also, it gets everyone involved and prevents the reinforcement of bad habits.

d. FM 25-101 provides detailed instructions for conducting an AAR. It also provides detailed guidance on coaching and critiquing during training.

1-11. Feedback. Recommendations for improvement of this ARTEP MTP are requested. Feedback will help to ensure that this MTP answers the training needs of units in the field. Please send DA Form 2028 comments to the address reflected in the preface, or use the questionnaire provided at the end of this MTP.

CHAPTER 2

Training Matrixes

2-1. General. The training Matrix assists the commander in planning the training of his unit's personnel.

2-2. Mission to Collective Tasks Matrix. This matrix (Figure 2-2), identifies the missions and their supporting collective tasks. The tasks are listed under the appropriate BOS, which are indicated by an X in the matrix. The BOS used in this matrix are defined in TRADOC Pam 11-9. A specific mission is trained by identifying collective tasks in the vertical column for the mission. Based on the proficiency of the unit, training is focused on operational weaknesses.

The mission identification table listed below (Figure 2-1) provides mission identification for the unit.

Mission Identification Table	
<u>Mission Title</u>	
• Follow-On and / or Replacement Bridging (FOLLOW-ON/REPLACEMENT BRIDGING)	• Haul Operations (HAUL OPERATIONS)
• CSS TO SUSTAIN ENGINEER OPERATIONS (SUSTAIN ENGINEER OPERATIONS)	• Tactical Bridge Operations (TACTICAL BRIDGE OPERATIONS)
	• Defend the Unit (UNIT DEFENSE)
• Conduct Unit Survivability Operations (UNIT SURVIVABILITY)	

Figure 2-1. Mission Identification Table

Collective Tasks		FOLLOW-ON/REPLACEMENT BRIDGING	HAUL OPERATIONS	SUSTAIN ENGINEER OPERATIONS	TACTICAL BRIDGE OPERATIONS
Develop Intelligence					
05-2-0027	Perform an Engineer Battlefield Assessment (Company)			X	X
05-2-0403	Conduct a Water Crossing Site Reconnaissance	X	X		X
05-2-0408	Plan and Direct an Engineer Reconnaissance	X	X	X	X
05-3-0403	Conduct a Fixed-Bridge Site Reconnaissance	X			X
05-3-0404	Conduct a River Crossing Site Reconnaissance	X			X
19-3-3105.05-T01A	Process Captured Documents and Equipment	X	X	X	X
71-2-0332.05-T01A	Maintain Operations Security (OPSEC)	X	X	X	X
Deploy/Conduct Maneuver					

Collective Tasks		FOLLOW-ON/REPLACEMENT BRIDGING	HAUL OPERATIONS	SUSTAIN ENGINEER OPERATIONS	TACTICAL BRIDGE OPERATIONS
05-2-0125	Provide Support for Mobility Operations				X
05-2-0607	Construct a Bailey Bridge	X			X
05-2-0632	Plan and Direct Lines of Communications (LOC) Float/Fixed-Bridge Construction				X
05-2-0908	Conduct Quartering Party Operations	X	X	X	X
05-3-0202	Disable a Bridge with Explosives	X			X
05-3-0621	Construct a Ribbon Raft				X
05-3-0625	Use Helicopters in Float-Bridge (Ribbon) Construction				X
05-3-0914	Prepare Equipment for Air Movement Operations			X	
Protect the Force					
07-1-1923.05-T01A	React to Indirect Fire				
07-2-1136.05-T02A	Occupy an Assembly Area (AA)	X	X	X	X
07-2-1301.05-T01A	Conduct a Convoy	X	X	X	X
07-3-0219.05-T01A	Establish Unit Defense	X	X	X	X
07-3-1112.05-T01A	React to an Ambush	X	X	X	X
07-3-1123.05-T01A	Conduct a Tactical Road March	X	X	X	X
03-2-3008.05-T01A	Conduct a Radiological, Chemical, or Biological Reconnaissance or Survey	X	X	X	X
03-3-C201.05-T01A	Prepare for Operations under Nuclear, Biological, and Chemical (NBC) Conditions	X	X		X
03-3-C202.05-T01A	Prepare for a Chemical Attack	X	X		X
03-3-C203.05-T01A	Respond to a Chemical Attack	X	X		X
03-3-C205.05-T01A	Prepare for a Friendly Nuclear Strike	X	X		X
03-3-C206.05-T01A	Prepare for a Nuclear Attack	X	X		X
03-3-C208.05-T01A	Cross a Radiologically Contaminated Area	X	X		X
03-3-C209.05-T01A	React to Smoke Operations	X	X		X

Collective Tasks	FOLLOW-ON/REPLACEMENT BRIDGING	HAUL OPERATIONS	SUSTAIN ENGINEER OPERATIONS	TACTICAL BRIDGE OPERATIONS
03-3-C222.05-T01A Respond to the Residual Effects of a Nuclear Attack	X	X		X
03-3-C223.05-T01A Respond to the Initial Effects of a Nuclear Attack	X	X		X
03-3-C224.05-T01A Conduct Operational Decontamination	X	X		X
03-3-C226.05-T01A Cross a Chemically Contaminated Area	X	X	X	X
05-2-0301 Camouflage Vehicles and Equipment	X	X	X	X
05-2-0600 Support a River Crossing Operation				X
05-2-0605 Plan and Direct Assault Float Bridge Construction (Ribbon Bridge)				X
05-2-0911 Defend a Convoy Against a Ground Attack			X	
05-3-0113 Conduct an Extraction From a Minefield	X	X	X	X
05-3-0115.05-R01A Emplace a Hasty Protective Row Minefield	X	X	X	X
05-3-0116 Remove a Hasty Protective Row Minefield	X	X	X	X
05-3-0210 Disable Critical Equipment and Material	X	X	X	X
05-3-0230 Construct a Protective Obstacle			X	
05-3-0303 Construct Wire Obstacles				
05-3-0606 Support an Assault Boat Crossing	X		X	X
05-3-0609 Operate River Crossing Sites	X			X
05-3-0617 Construct a Link-Reinforced Medium Girder Bridge (MGB)	X			X
05-3-0622 Conduct Rafting Operations	X			X
05-3-0904.05-R01A Establish Jobsite Security	X		X	X
05-5-0302 Prepare Crew-Served Weapons Fighting Positions	X	X	X	X
07-2-0414.05-T01A Establish a Company Defensive Position				
09-2-0337.05-T01A React to Unexploded Ordnance (UXO)	X	X	X	X
19-3-2204.05-T01A Employ Physical Security Measures	X	X	X	X

Collective Tasks		FOLLOW-ON/REPLACEMENT BRIDGING	HAUL OPERATIONS	SUSTAIN ENGINEER OPERATIONS	TACTICAL BRIDGE OPERATIONS
44-1-C220.05-T01A	Use Passive Air Defense Measures	X	X	X	X
44-1-C221.05-T01A	Take Active Combined Arms Air Defense Measures Against Hostile Aerial Platforms	X	X	X	X
71-2-0326.05-T01A	Perform Risk Management Procedures	X	X	X	X
Perform CSS and Sustainment					
05-2-0042	Receive and Distribute Throughput Supplies			X	
05-2-0050	Coordinate for Medical Services			X	X
05-2-0051	Coordinate for Food Service Support			X	
05-2-1126	Coordinate for Organizational Maintenance Support			X	
05-3-0611	Construct/Repair a Bridge Abutment	X			
05-3-0619	Construct a Nonstandard Fixed Bridge	X			X
05-3-1021	Conduct Resupply Operations			X	
05-4-1005	Perform Preventive-Maintenance Checks and Services (PMCS)	X	X	X	X
08-2-0314.05-T01A	Treat Unit Casualties (for Units with Medical Treatment Personnel)			X	
08-2-C316.05-T01A	Transport Casualties (for Units Without Medical Treatment Personnel)	X	X	X	X
08-2-R303.05-T01A	Conduct Battlefield Stress Reduction and Stress Prevention Procedures	X	X	X	X
08-2-R315.05-T01A	Perform Field Sanitation Functions	X	X	X	X
10-2-0317.05-T01A	Provide Food Service Support			X	
10-2-0318.05-T01A	Perform Unit Graves Registration (GRREG) Operations	X	X	X	X
10-2-0319.05-T01A	Receive Airdrop Resupply			X	
10-2-0320.05-T01A	Provide Company Supply Support			X	
11-5-0121.05-T01A	Provide a Field Cable or Wire System			X	

Collective Tasks	FOLLOW-ON/REPLACEMENT BRIDGING	HAUL OPERATIONS	SUSTAIN ENGINEER OPERATIONS	TACTICAL BRIDGE OPERATIONS
19-3-3106.05-T01A Handle Enemy Prisoners of War (EPWs)	X	X	X	X
43-2-0001.05-T01A Conduct Unit-Level Maintenance Operations	X	X	X	X
Exercise Command and Control				
05-1-0721 Plan/Control Augmentation Support			X	X
05-2-0002 Prepare an Engineer Estimate (Company)	X		X	X
05-2-0003 Prepare an Engineer Annex	X		X	X
05-2-0410 Manage Engineer Reconnaissance Operations				
05-2-1218 Conduct Report Procedures	X	X	X	X
05-2-7008 Prepare an Operation Order (OPORD) (Company/Platoon)	X	X	X	X
05-3-0623 Construct a Ribbon Bridge	X			X
05-3-1018 Conduct Troop-Leading Procedures	X	X	X	X
05-3-1239 Plan and Control Indirect Fire	X	X	X	X
11-3-0214.05-T01A Establish and Operate a Single-Channel Voice Radio Net	X	X	X	X
11-5-1102.05-T01A Install, Operate, and Maintain a Single-Channel, Ground and Airborne Radio System (SINCGARS) Frequency Hopping (FH) Net	X	X	X	X
12-2-0321.05-T01A Maintain Company Strength	X	X	X	X
12-2-0338.05-T01A Maintain Troop Morale and Combat Capability			X	

Collective Tasks		UNIT DEFENSE	UNIT SURVIVABILITY
Develop Intelligence			
05-2-0027	Perform an Engineer Battlefield Assessment (Company)	X	X
05-2-0403	Conduct a Water Crossing Site Reconnaissance		
05-2-0408	Plan and Direct an Engineer Reconnaissance		X
05-3-0403	Conduct a Fixed-Bridge Site Reconnaissance		
05-3-0404	Conduct a River Crossing Site Reconnaissance		
19-3-3105.05-T01A	Process Captured Documents and Equipment	X	X
71-2-0332.05-T01A	Maintain Operations Security (OPSEC)	X	X
Deploy/Conduct Maneuver			
05-2-0125	Provide Support for Mobility Operations		
05-2-0607	Construct a Bailey Bridge		
05-2-0632	Plan and Direct Lines of Communications (LOC) Float/Fixed-Bridge Construction		
05-2-0908	Conduct Quartering Party Operations	X	X
05-3-0202	Disable a Bridge with Explosives		
05-3-0621	Construct a Ribbon Raft		
05-3-0625	Use Helicopters in Float-Bridge (Ribbon) Construction		
05-3-0914	Prepare Equipment for Air Movement Operations	X	
07-1-1923.05-T01A	React to Indirect Fire	X	X
07-2-1136.05-T02A	Occupy an Assembly Area (AA)	X	X
07-2-1301.05-T01A	Conduct a Convoy	X	X
07-3-0219.05-T01A	Establish Unit Defense	X	X
07-3-1112.05-T01A	React to an Ambush	X	X
07-3-1123.05-T01A	Conduct a Tactical Road March	X	X
Protect the Force			

Collective Tasks	UNIT DEFENSE	UNIT SURVIVABILITY
03-2-3008.05-T01A Conduct a Radiological, Chemical, or Biological Reconnaissance or Survey	X	X
03-3-C201.05-T01A Prepare for Operations under Nuclear, Biological, and Chemical (NBC) Conditions	X	X
03-3-C202.05-T01A Prepare for a Chemical Attack	X	X
03-3-C203.05-T01A Respond to a Chemical Attack	X	X
03-3-C205.05-T01A Prepare for a Friendly Nuclear Strike	X	X
03-3-C206.05-T01A Prepare for a Nuclear Attack	X	X
03-3-C208.05-T01A Cross a Radiologically Contaminated Area	X	X
03-3-C209.05-T01A React to Smoke Operations	X	X
03-3-C222.05-T01A Respond to the Residual Effects of a Nuclear Attack	X	X
03-3-C223.05-T01A Respond to the Initial Effects of a Nuclear Attack	X	X
03-3-C224.05-T01A Conduct Operational Decontamination	X	X
03-3-C226.05-T01A Cross a Chemically Contaminated Area	X	X
05-2-0301 Camouflage Vehicles and Equipment	X	X
05-2-0600 Support a River Crossing Operation		
05-2-0605 Plan and Direct Assault Float Bridge Construction (Ribbon Bridge)		
05-2-0911 Defend a Convoy Against a Ground Attack	X	X
05-3-0113 Conduct an Extraction From a Minefield	X	X
05-3-0115.05-R01A Emplace a Hasty Protective Row Minefield	X	X
05-3-0116 Remove a Hasty Protective Row Minefield	X	X
05-3-0210 Disable Critical Equipment and Material	X	X
05-3-0230 Construct a Protective Obstacle	X	X
05-3-0303 Construct Wire Obstacles	X	X

Collective Tasks		UNIT DEFENSE	UNIT SURVIVABILITY
05-3-0606	Support an Assault Boat Crossing		
05-3-0609	Operate River Crossing Sites		
05-3-0617	Construct a Link-Reinforced Medium Girder Bridge (MGB)		
05-3-0622	Conduct Rafting Operations		
05-3-0904.05-R01A	Establish Jobsite Security	X	X
05-5-0302	Prepare Crew-Served Weapons Fighting Positions	X	X
07-2-0414.05-T01A	Establish a Company Defensive Position	X	X
09-2-0337.05-T01A	React to Unexploded Ordnance (UXO)	X	X
19-3-2204.05-T01A	Employ Physical Security Measures	X	X
44-1-C220.05-T01A	Use Passive Air Defense Measures	X	X
44-1-C221.05-T01A	Take Active Combined Arms Air Defense Measures Against Hostile Aerial Platforms	X	X
71-2-0326.05-T01A	Perform Risk Management Procedures	X	X
Perform CSS and Sustainment			
05-2-0042	Receive and Distribute Throughput Supplies		
05-2-0050	Coordinate for Medical Services	X	X
05-2-0051	Coordinate for Food Service Support	X	X
05-2-1126	Coordinate for Organizational Maintenance Support		X
05-3-0611	Construct/Repair a Bridge Abutment		
05-3-0619	Construct a Nonstandard Fixed Bridge		
05-3-1021	Conduct Resupply Operations		X
05-4-1005	Perform Preventive-Maintenance Checks and Services (PMCS)	X	X
08-2-0314.05-T01A	Treat Unit Casualties (for Units with Medical Treatment Personnel)		X

Collective Tasks	UNIT DEFENSE	UNIT SURVIVABILITY
08-2-C316.05-T01A Transport Casualties (for Units Without Medical Treatment Personnel)		X
08-2-R303.05-T01A Conduct Battlefield Stress Reduction and Stress Prevention Procedures	X	X
08-2-R315.05-T01A Perform Field Sanitation Functions	X	X
10-2-0317.05-T01A Provide Food Service Support		
10-2-0318.05-T01A Perform Unit Graves Registration (GRREG) Operations	X	X
10-2-0319.05-T01A Receive Airdrop Resupply		X
10-2-0320.05-T01A Provide Company Supply Support		X
11-5-0121.05-T01A Provide a Field Cable or Wire System		X
19-3-3106.05-T01A Handle Enemy Prisoners of War (EPWs)	X	X
43-2-0001.05-T01A Conduct Unit-Level Maintenance Operations	X	X
Exercise Command and Control		
05-1-0721 Plan/Control Augmentation Support	X	X
05-2-0002 Prepare an Engineer Estimate (Company)	X	
05-2-0003 Prepare an Engineer Annex	X	X
05-2-0410 Manage Engineer Reconnaissance Operations	X	X
05-2-1218 Conduct Report Procedures	X	X
05-2-7008 Prepare an Operation Order (OPORD) (Company/Platoon)	X	X
05-3-0623 Construct a Ribbon Bridge		
05-3-1018 Conduct Troop-Leading Procedures	X	X
05-3-1239 Plan and Control Indirect Fire	X	X
11-3-0214.05-T01A Establish and Operate a Single-Channel Voice Radio Net	X	X

Collective Tasks	UNIT DEFENSE	UNIT SURVIVABILITY
11-5-1102.05-T01A Install, Operate, and Maintain a Single-Channel, Ground and Airborne Radio System (SINCGARS) Frequency Hopping (FH) Net	X	X
12-2-0321.05-T01A Maintain Company Strength		X
12-2-0338.05-T01A Maintain Troop Morale and Combat Capability		X

Figure 2-2. Collective Task to Missions

CHAPTER 3

Mission Outlines/Training Plans

3-1. General. The mission outline illustrates the relationship between the missions and their support tasks. Each outline provides the trainer with a diagram of the unit's mission, sample FTXs and STXs, and the collective tasks that comprise them.

3-2. Mission Outlines. Since unit training is mission-oriented, the mission outline shows how task training contributes to the unit's ability to perform its missions. The mission outlines, Tables 3-1 through 3-6, provide the commander with a visual outline of his unit's missions in a format that facilitates the planning and management of training.

Table 3-1. Sample Countermobility Mission Outline

ENGINEER PLATOON COUNTERMOBILITY	
Task Number	Task Title
03-2-3008.05-T01A	Conduct a Radiological, Chemical, or Biological Reconnaissance or Survey
03-3-C201.05-T01A	Prepare for Operations under Nuclear, Biological, and Chemical (NBC) Conditions
05-3-1018.05-R01A	Conduct Troop-Leading Procedures
05-3-0904.05-R01A	Establish Jobsite Security
05-3-0306	Construct a Tank Ditch
05-3-0307	Construct a Log Obstacle
05-3-0303.05-R01A	Construct Wire Obstacles
07-1-1923.05-T01A	React to Indirect Fire
10-2-0319.05-T01A	Receive Airdrop Resupply
71-2-0326.05-T01A	Perform Risk Management Procedures

Table 3-2. Sample Fight as Engineers Mission Outline

ENGINEER PLATOON FIGHT AS ENGINEERS	
Task Number	Task Title
03-3-C203.05-T01A	Respond to a Chemical Attack
03-3-C209.05-T01A	React to Smoke Operations
05-1-1200	Fight as Engineers
07-1-1923.05-T01A	React to Indirect Fire
07-2-0414.05-T01A	Establish a Company Defensive Position

Table 3-3. Sample General Engineering Mission Outline

ENGINEER COMPANY GENERAL ENGINEERING	
Task Number	Task Title
05-3-0407	Conduct an Engineer Reconnaissance
05-3-0904	Establish Jobsite Security
05-3-0778	Construct/Repair a Steel Frame Structure
05-3-0611	Construct/Repair a Bridge Abutment
05-3-0313	Construct Revetments
05-2-0726	Conduct Hauling Operations
05-3-0118	Conduct Minesweeping Operations
05-3-0791	Construct/Repair a Water Distribution System
05-3-0792	Install Coupled Pipeline
05-3-0710	Assemble/Install Culverts
05-3-0765	Construct/Repair a Sewerage System
05-3-0784	Construct/Repair Head Walls
05-3-0402	Conduct a Route Reconnaissance
08-2-0314.05-T01A	Treat Casualties
05-3-0209	Clear Obstacles Using Demolitions
05-3-0787	Construct/Repair a Wood Frame Structure
05-3-0789	Construct/Repair a Concrete Structure
05-3-0790	Construct/Repair Electrical Utilities

Table 3-4. Sample Mobility Mission Outline

ENGINEER PLATOON MOBILITY	
Task Number	Task Title
03-2-3008.05-T01A	Conduct a Radiological, Chemical, or Biological Reconnaissance or Survey
03-3-C208.05-T01A	Cross a Radiologically-Contaminated Area
05-3-0114	Support Breaching Operations
05-3-0404	Conduct a River-Crossing Site Reconnaissance
05-3-0609	Operate River-Crossing Sites
05-3-0603	Prepare Expedient Fords
05-3-0767	Clear Obstacles with Engineer Equipment

Table 3-5. Sample Perform Survivability Construction Mission Outline

ENGINEER PLATOON PERFORM SURVIVABILITY CONSTRUCTION	
Task Number	Task Title
03-3-C202.05-T01A	Prepare for a Chemical Attack
03-3-C205.05-T01A	Prepare for a Friendly Nuclear Strike
03-3-C206.05-T01A	Prepare for a Nuclear Attack
05-3-0306	Construct a Tank Ditch
05-3-0304	Construct Vehicle Fighting Positions
05-3-0305	Construct Vehicle Protective Positions
05-3-0312	Construct Bunkers and Shelters

Table 3-6. Sample Unit Survivability/Unit Defense Mission Outline

ENGINEER COMPANY UNIT SURVIVABILITY/UNIT DEFENSE	
Task Number	Task Title
05-3-0913	Secure and Defend the Unit's Position
05-2-0301	Camouflage Vehicles and Equipment
11-5-0121.05-T01A	Provide a Field Cable or Wire System
03-3-C203.05-T01A	Prepare for a Chemical Attack
03-3-C205.05-T01A	Prepare for a Friendly Nuclear Strike
44-1-C220.05-T01A	Use Passive Air Defense Measures
44-1-C221.07-1332	Conduct Active Combined Arms Air Defense Measures Against Hostile Aircraft
05-3-1043	Exchange Mission-Oriented Posture (MOPP) Gear

CHAPTER 4

Training Exercise

4-1. General. Training exercises are used to train and practice the performance of collective tasks. This MTP contains a sample FTX. It is designed to assist in developing, sustaining, and evaluating the unit's mission proficiency. Table 4-1 lists the FTX by exercise number, title, and page number.

Table 4-1. FTX Exercises

Exercise Number	Exercise Title	Page
FTX 5-1-E0001	Conduct Mobility Operations	4-1

4-2. Field Training Exercise. The FTX is designed to provide a training method for the unit to train its critical wartime missions. It provides a logical sequence for the performance of the tasks previously trained in the STXs.

4-3. Situational Training Exercise. STXs are short, scenario-driven, mission-oriented tactical exercises used to train a group of closely related collective tasks. The STX provides the information for training the missions that make up the critical wartime mission. The STX--

- a. Provides repetitive training of missions.
- b. Allows the training to focus on identified weaknesses.
- c. Allows the unit to practice the mission STX before conducting a higher-echelon FTX.
- d. Saves time by providing most of the information needed to develop a vehicle for training.

**ENGINEER COMPANY
FTX
5-1-E0001
CONDUCT MOBILITY OPERATIONS**

1. Objective. This sample exercise trains collective, leader, and individual tasks in the company's operation, Conduct Mobility Operations.

2. Interface. This exercise supports the task force's (TF) requirement to conduct combat operations.

3. Training Enhancers.

a. The training matrix in Chapter 2 shows the collective tasks that must be mastered to perform the company mission. Training that will improve its ability to perform its mission are--

(1) Planning, controlling, and coordinating mobility operations. Training may be conducted in garrison and local training areas by one of the following methods:

- (a) Classroom instruction.
- (b) A map exercise (MAPEX) combined with a sand-table exercise.
- (c) A command post exercise (CPX) conducted in garrison.
- (d) A command field exercise (CFX) conducted in a field environment.

- (e) A tactical exercise without troops (TEWT).
- (f) A communications exercise (COMEX).
- (g) Simulations and games.

(2) Establishing an aggressive spirit. An aggressive spirit can be established in a unit and its leaders by engaging in the following activities:

- (a) Aggressive unit sports and physical-fitness programs.
- (b) Leader and individual confidence courses.
- (c) Appropriate training films that have a positive, aggressive effect on the soldiers.
- (d) Awareness of the unit's heritage.

b. This exercise begins with the receipt of a warning order (WO) and ends upon the completions of area-damage-control (ADC) activities. Figure 4-1 illustrates the general scenario of the exercise. Table 4-2 is a suggested scenario and Figure 4-2 is the movement order for the scenario.

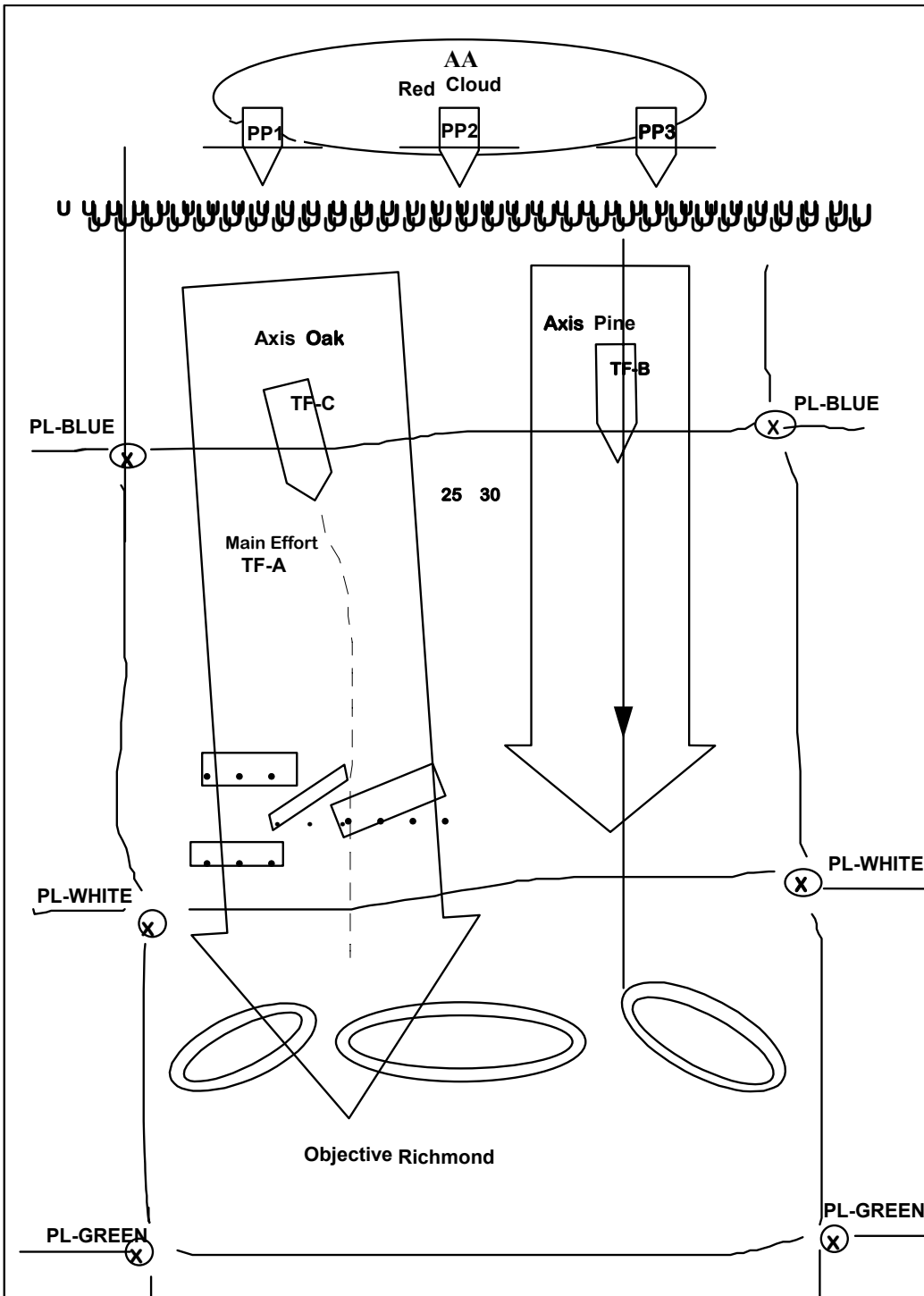


Figure 4-1. General Scenario FTX

Table 4-2. Sample Suggested Scenario

Event	Action	Estimated Time
<u>Module 1</u>		
1	Receive a Bridge Warning Order	15 minutes
2	Receive a Bridge Movement Order	30 minutes
3	Plan and Issue a Movement Order	2.5 hours
4	Conduct a Tactical Road March	6 hours
5	Occupy an Assembly Area (AA)	4 hours
6	Receive a Brigade WO	15 minutes
7	Receive a Brigade OPORD	2 hours
8	Conduct an AAR	1 hour
<u>Module 2</u>		
9	Conduct Precombat Operations	20 hours
	Plan/Direct an Engineer Reconnaissance	8 hours
	Perform an Engineer Battlefield Assessment	4 hours
	Prepare an Engineer Estimate	3 hours
	Prepare an Engineer Annex Hour	1 hour
10	Conduct an AAR	1 hour
<u>Module 3</u>		
11	Monitor the Conduct of the Attack, Coordinate, and Issue Fragmentary Orders (FRAGOs), as appropriate	9.5 hours
<u>Module 4</u>		
12	Move to the AA	4 hours
13	Conduct a Final AAR	2 hours
*	Defend Against an Air Attack	
*	Control Combat Formations	
*	Prepare an OPORD	
*	Camouflage Vehicles and Equipment	
*	Manage Battlefield Stress	
*	Use Passive Air Defense Measures	
*	Perform Preventive-Maintenance Checks and Services (PMCS)	
*	Operate a Net Control Station	
*	Establish and Operate a Single-Channel, Voice Radio Station	
	End Exercise (ENDEX)	
Total time:		69 hours
*NOTE: These tasks are integrated and evaluated throughout the exercise.		

Movement Order

1. SITUATION. Contact with the enemy has been broken. The enemy has withdrawn to vicinity NK403087. He is being reinforced and is preparing to counterattack. The division is moving to occupy an AA in preparation of combat operations.
2. MISSION. The 25th Brigade moves by tactical road march via route Monroe, commencing 011600 hours to AA vicinity NK 243567. The order of march is TF A, TF B, and TF C. The interval between serials is 30 minutes. Close on AA no later than 01900 hours.
3. EXECUTION.
 - a. Concept of Movement. TF A will be the lead element with assistance of the military police (MP) for traffic control. TF B will follow 30 minutes after TF A. Brigade HQ will follow 30 minutes after TF B. TF C will follow 30 minutes after brigade HQ.
 - b. Tasks to Subordinate Units. The MPs will provide traffic control for the brigade movement.
 - c. Detailed Timings. None
 - d. Coordinating Instructions.
 - (1) Start point (SP) NK243567 at 011600 hours.
 - (2) Route Monroe listing command post (CP).
 - (3) Quarters party is the 25th Battalion.
 - (4) Vehicle markings are according to the unit's SOP.
 - (5) Additional information, as required.
4. SERVICE SUPPORT. Per the unit's SOP.
5. COMMAND AND SIGNAL.
 - a. Command.
 - b. Signal.
 - (1) Current signal operation instructions (SOI) are in effect.
 - (2) Visual signals according to the unit's SOP.

Figure 4-2. Movement Order

4. General Situation.

a. Contact with the enemy has been broken. The enemy has withdrawn deep to the rear, is being reinforced, and is preparing to counterattack within 24 hours. The enemy is expected to use nonpersistent nerve agents. Enemy air is expected to be active in the area. The latest intelligence summary (INTSUM) indicates that the enemy may have a company-size strong point in the brigade

sector. Enemy units occupying the combat outpost are half strength. Counterattacking forces are expected to be full strength.

b. This exercise is conducted under all environments during both day and night operations. The company is operating in an arid environment. The company will operate under threat of nuclear, biological, and chemical (NBC) attacks, ground or air attacks, indirect fire, and electronic warfare (EW).

c. This exercise is conducted under Threat Level I, II, and/or III attacks.

d. The company should be prepared to relocate at least every three to four days.

e. The unit should be prepared to move by echelons while continuing to provide support to the assigned area.

5. Special Situation.

a. The lead TF encounters an unexpected obstacle that prevents bypass. Enemy contact has been made. The brigade commander gives the following FRAGO:

“TFs conduct in-stride breaching operations and continue the attack.”

b. After completing the breaches, the TFs receive fire from an enemy position and encounter complex obstacles that prevent bypass. The attack is stalled. The unit is ordered to move in.

6. Support Requirements.

a. Minimum trainers and observers/controllers (Os/Cs). The battalion commander or the Operations and Training Officer (US Army) (S3) who will be the trainer and the primary evaluator can conduct this task. At least one other O/C is required for each engineer platoon and OPFOR platoon involved in this FTX.

b. Opposing forces.

(1) OPFOR is required for the exercise to simulate Threat Level II and III activities.

(2) OPFOR should have specific missions and be controlled whenever used.

(3) The Multiple Integrated Laser-Engagement System (MILES) can be used, or the trainer and O/C can assess the damage to equipment and personnel casualties.

c. Vehicles and communications. Vehicles and communications equipment organic to the unit are used. Each trainer and O/C needs a vehicle and a radio. Radios are also required for OPFOR vehicles during mounted operations.

d. Maneuver area. Depending on the local training area, an area with a minimum dimension of 15 by 6 kilometers for the hasty attack is desirable. The terrain should offer multiple covered and concealed approaches to the objective area. Using terrain that limits the leader to geographical or "school" solution does not allow an evaluation of the unit's ability to conduct a terrain analysis and to select an appropriate course of action.

e. Consolidated support requirements. Company support requirements can be calculated by adding the total of the requirements for each participating subordinate element. See Table 4-3.

Table 4-3. Consolidated Support Requirements for FTX 5-1-E0001

Ammunition	DODIC	Estimated Basic Load	
5.56 millimeters (mm)	A080	150 rounds per rifle	
7.62 mm	A111	400 rounds per M60	
5.56 mm	A075	250 rounds per squad automatic weapon (SAW)	
Caliber .50	A598	250 rounds per M2	
Antitank Weapon-Effect Simulator System (ATWESS) (AT-4)	L367	15 each per company (inert)	
Hand grenade, body, M69	G811	2 per man	
Hand grenade, fuse (practice)	G878	2 per man	
Simulators, projectile, ground burst	L598	50 per exercise	
Simulator, hand grenade, M116 series	L601	20 per squad (without live demolitions to simulate demolitions) or 6 per squad	
Demolitions (See the note below.)			
Mine-clearing line charge (MICLIC)		4 per company with 2 reloads	
Bangalore torpedo kit		1 per squad	
Charge, block trinitrotoluene (TNT)		50 per squad	
Modernized demolition initiator (MDI) M11, 12, 13, 14		15 each (total 60) per platoon	
MDI igniters		60 each platoon	
Time fuse		500 feet per platoon	
Satchel charge, M183		30 per platoon	
40-pound shape charge		12 per platoon	
Smoke grenades, white		60 per platoon	
Smoke pot, ground		10 per platoon	
Other Items			
Batteries, BA 200 (6-volt)		50 each	
Batteries, BA 3090 (9-volt)		400 each	
CLASS IV			
Concertina wire			
Mines			
MILES Equipment			
Armored personnel carrier (APC)	Company	Evaluators	OPFOR
Caliber .50 system	13		13/4
M240 system	15		13/4
M19 blank firing adapter	2		
M16 system	15		13/4
		120/28	
	qc 120		
M60 machine-gun system	13		13/2
Controller guns		8	
Small-arms alignment fixture		2	
NOTE: Ammunition and demolitions are basic loads and should be restocked (according to use) during the FTX.			

7. Training and Evaluation Outline Sequence. Table 4-4 lists the T&EOs from Chapter 5 that are used to evaluate the FTX.

Table 4-4. T&EOs Used in Evaluating FTX 5-1-E0001

Task Title	Task Number
Disseminate Intelligence Information	5-1-70400
Maintain Operations Security	71-3-C0232
Prepare an Obstacle Plan (Company)	5-1-70001
Control a Hasty Gap Crossing	5-1-70500
Plan Breaching Operations	5-1-70520
Camouflage Vehicles and Equipment	5-2-C0301
Prepare for a Chemical Attack	3-2-C0202
Conduct Administrative Operations (Company)	5-1-71008
Perform Unit Maintenance Operations	5-2-71133
Treat Casualties	8-2-R0337
Perform Field-Sanitation Measures	8-2-C0315
Evacuate Casualties	8-2-R0316
Provide Food Service Support	10-2-C0317
Provide Company Supply Support	10-2-C0320
Process Personnel and Administrative Action	12-1-C0406
Prepare an Engineer Annex	5-1-70003
Prepare an OPORD	5-1-70008
Control Combat Operations	5-1-70018
Report Obstacle Information	5-1-70025
Report Engineer Information	5-1-70026
Analyze Battlefield Information	5-1-70415
Control Combined-Arms Breaching	5-1-70048
Conduct Troop-Leading Procedures	5-2-71018
Operate a Net Control Station	5-4-70020
Establish Internal Communications	5-4-70024
Establish External Communications	5-4-70028
Establish and Operate a Single-Channel, Voice Radio Net	11-2-C0302
Combat Battlefield Stress	12-1-C0401
Report Casualties	12-1-C0403
Conduct Replacement Operations	12-1-C0405

CHAPTER 5

Training and Evaluation Outlines

5-1. General. This chapter contains the T&EOs for the unit. T&EOs are the foundation of the MTP and the collective training of the unit. T&EOs are training objectives (task, conditions, and standards) for the collective tasks that support critical wartime operations. The unit must master designated collective tasks to perform its critical wartime operations. T&EOs may be trained separately, in an STX, in an FTX, or in live-fire exercises. For collective live-fire standards, the trainer needs to refer to the applicable gunnery manual for the appropriate course of fire. Those standards and courses of fire need to be integrated into the training exercise.

5-2. Structure. The T&EOs in this chapter are listed in Table 5-1. The mission-to-collective task matrix in Chapter 2 lists the T&EOs required to train the critical wartime missions according to their specific BOS.

5-3. Format. The T&EOs are prepared for every collective task that supports critical wartime operation accomplishment. Each T&EO contains the following items:

- a. Element. This identifies the unit or unit element(s) that perform the task.
- b. Task. This describes the action to be performed by the unit, and provides the task number.
- c. References. These are in parenthesis following the task number. The reference that contains the most information (primary reference) about the task is listed first and underlined. If there is only one reference, it is not underlined.
- d. Iteration. This is used to identify how many times the task is performed and evaluated during training. The "M" identifies when the task is performed in mission-oriented protection posture (MOPP) 4.
- e. Commander or Leader Assessment. The unit's leadership uses this to assess the proficiency of the unit in performing the task to standard. Assessments are subjective in nature. Therefore, use all available evaluation data and subunit-leader input to develop an assessment of the organization's overall capability to accomplish the task. Use the ratings listed below.
 - (1) T - Trained. The unit is trained and has demonstrated its proficiency in accomplishing the task to wartime standards.
 - (2) P - Needs practice. The unit needs to practice the task. Performance has demonstrated that the unit does not achieve the task to standard without some difficulty or has failed to perform some task steps to standard.
 - (3) U - Untrained. The unit cannot demonstrate an ability to achieve wartime proficiency.
- f. Task Conditions. This describes the situation or environment in which the unit is to do the collective task.
- g. Task Standards.
 - (1) The task standard states the performance criteria that a unit must achieve to successfully execute the task. This overall standard should be the focus of training and should be understood by every soldier.
 - (2) The trainer or evaluator determines the unit's training status using performance observation measurements (where applicable) and his judgment. The unit must be evaluated in the context of the METT-TC conditions. The conditions should be as similar as possible for all evaluated elements. This will establish a common base line for unit performance.

h. Task Steps and Performance Measures. This is a list of actions that are required to complete the task. These actions are stated in terms of observable performance for evaluating training proficiency. The task steps are arranged sequentially along with supporting individual task and their references. An asterisk (*) to the left of the step number indicates the leader tasks within each T&EO. Under each task step are listed the performance measures that must be accomplished to correctly perform the task step. If the unit fails to correctly perform one of these task steps to standard, it has failed to achieve the overall task standard.

i. GO/NO-GO Column. This column is provided for annotating the platoon’s performance of the task steps. Evaluate each performance measure for a task step and place an X in the appropriate column. A major portion of the performance measures must be marked a GO for the task step to be successfully performed.

j. Task Performance/Evaluation Summary Block. This block provides the trainer with a means of recording the total number of task steps and performance measures evaluated and those evaluated as GO. It also provides the evaluator with a means to rate the unit’s demonstrated performance as a GO or NO-GO. It also provides the leader with a historical record for five training iterations.

k. Supporting Individual Tasks. This is a listing of all supporting individual tasks required to correctly perform the task. The reference number, tasks number, and task title for each individual task are listed.

l. OPFOR Tasks. These standards specify overall OPFOR performance for each collective task. The standards ensure that the OPFOR soldiers accomplish meaningful training and force the training unit to perform its task to standard or “lose” to the OPFOR. The OPFOR standards specify what must be accomplished—not how it must be accomplished. The OPFOR must always attain its task standards, using tactics consistent with the type of enemy they are portraying.

5-4. Usage. The T&EOs can be used to train or evaluate a single task. Several T&EOs can be used to train or evaluate a group of tasks such as an STX or FTX.

Develop Intelligence

Perform an Engineer Battlefield Assessment (Company) (05-2-0027) 5-5
 Conduct a Water Crossing Site Reconnaissance (05-2-0403)..... 5-12
 Plan and Direct an Engineer Reconnaissance (05-2-0408) 5-20
 Conduct a Fixed-Bridge Site Reconnaissance (05-3-0403) 5-27
 Conduct a River Crossing Site Reconnaissance (05-3-0404)..... 5-32
 Process Captured Documents and Equipment (19-3-3105.05-T01A)..... 5-39
 Maintain Operations Security (OPSEC) (71-2-0332.05-T01A)..... 5-45

Deploy/Conduct Maneuver

Provide Support for Mobility Operations (05-2-0125) 5-52
 Construct a Bailey Bridge (05-2-0607) 5-59
 Plan and Direct Lines of Communications (LOC) Float/Fixed-Bridge Construction (05-2-0632) 5-68
 Conduct Quartering Party Operations (05-2-0908) 5-73
 Disable a Bridge with Explosives (05-3-0202)..... 5-81
 Construct a Ribbon Raft (05-3-0621)..... 5-88
 Use Helicopters in Float-Bridge (Ribbon) Construction (05-3-0625)..... 5-96
 Prepare Equipment for Air Movement Operations (05-3-0914)..... 5-101
 React to Indirect Fire (07-1-1923.05-T01A)..... 5-108
 Occupy an Assembly Area (AA) (07-2-1136.05-T02A) 5-115
 Conduct a Convoy (07-2-1301.05-T01A)..... 5-123
 Establish Unit Defense (07-3-0219.05-T01A)..... 5-132
 React to an Ambush (07-3-1112.05-T01A) 5-141

Conduct a Tactical Road March (07-3-1123.05-T01A).....	5-148
Protect the Force	
Conduct a Radiological, Chemical, or Biological Reconnaissance or Survey (03-2-3008.05-T01A)	5-156
Prepare for Operations under Nuclear, Biological, and Chemical (NBC) Conditions (03-3-C201.05-T01A)	5-163
Prepare for a Chemical Attack (03-3-C202.05-T01A)	5-170
Respond to a Chemical Attack (03-3-C203.05-T01A)	5-177
Prepare for a Friendly Nuclear Strike (03-3-C205.05-T01A)	5-184
Prepare for a Nuclear Attack (03-3-C206.05-T01A)	5-191
Cross a Radiologically Contaminated Area (03-3-C208.05-T01A)	5-198
React to Smoke Operations (03-3-C209.05-T01A)	5-205
Respond to the Residual Effects of a Nuclear Attack (03-3-C222.05-T01A)	5-212
Respond to the Initial Effects of a Nuclear Attack (03-3-C223.05-T01A)	5-218
Conduct Operational Decontamination (03-3-C224.05-T01A)	5-225
Cross a Chemically Contaminated Area (03-3-C226.05-T01A)	5-233
Camouflage Vehicles and Equipment (05-2-0301)	5-239
Support a River Crossing Operation (05-2-0600)	5-246
Plan and Direct Assault Float Bridge Construction (Ribbon Bridge) (05-2-0605)	5-254
Defend a Convoy Against a Ground Attack (05-2-0911)	5-260
Conduct an Extraction From a Minefield (05-3-0113)	5-267
Emplace a Hasty Protective Row Minefield (05-3-0115.05-R01A)	5-275
Remove a Hasty Protective Row Minefield (05-3-0116)	5-285
Disable Critical Equipment and Material (05-3-0210)	5-293
Construct a Protective Obstacle (05-3-0230)	5-300
Construct Wire Obstacles (05-3-0303)	5-307
Support an Assault Boat Crossing (05-3-0606)	5-315
Operate River Crossing Sites (05-3-0609)	5-323
Construct a Link-Reinforced Medium Girder Bridge (MGB) (05-3-0617)	5-330
Conduct Rafting Operations (05-3-0622)	5-342
Establish Jobsite Security (05-3-0904.05-R01A)	5-349
Prepare Crew-Served Weapons Fighting Positions (05-5-0302)	5-357
Establish a Company Defensive Position (07-2-0414.05-T01A)	5-365
React to Unexploded Ordnance (UXO) (09-2-0337.05-T01A)	5-373
Employ Physical Security Measures (19-3-2204.05-T01A)	5-380
Use Passive Air Defense Measures (44-1-C220.05-T01A)	5-386
Take Active Combined Arms Air Defense Measures Against Hostile Aerial Platforms (44-1-C221.05-T01A)	5-393
Perform Risk Management Procedures (71-2-0326.05-T01A)	5-401
Perform CSS and Sustainment	
Receive and Distribute Throughput Supplies (05-2-0042)	5-408
Coordinate for Medical Services (05-2-0050)	5-415
Coordinate for Food Service Support (05-2-0051)	5-422
Coordinate for Organizational Maintenance Support (05-2-1126)	5-429
Construct/Repair a Bridge Abutment (05-3-0611)	5-436
Construct a Nonstandard Fixed Bridge (05-3-0619)	5-443
Conduct Resupply Operations (05-3-1021)	5-451
Perform Preventive-Maintenance Checks and Services (PMCS) (05-4-1005)	5-460
Treat Unit Casualties (for Units with Medical Treatment Personnel) (08-2-0314.05-T01A)	5-466
Transport Casualties (for Units Without Medical Treatment Personnel) (08-2-C316.05-T01A)	5-474
Conduct Battlefield Stress Reduction and Stress Prevention Procedures (08-2-R303.05-T01A)	5-482
Perform Field Sanitation Functions (08-2-R315.05-T01A)	5-489
Provide Food Service Support (10-2-0317.05-T01A)	5-496

Perform Unit Graves Registration (GRREG) Operations (10-2-0318.05-T01A).....	5-504
Receive Airdrop Resupply (10-2-0319.05-T01A)	5-511
Provide Company Supply Support (10-2-0320.05-T01A).....	5-518
Provide a Field Cable or Wire System (11-5-0121.05-T01A).....	5-525
Handle Enemy Prisoners of War (EPWs) (19-3-3106.05-T01A).....	5-532
Conduct Unit-Level Maintenance Operations (43-2-0001.05-T01A).....	5-539
Exercise Command and Control	
Plan/Control Augmentation Support (05-1-0721).....	5-547
Prepare an Engineer Estimate (Company) (05-2-0002).....	5-554
Prepare an Engineer Annex (05-2-0003).....	5-563
Manage Engineer Reconnaissance Operations (05-2-0410).....	5-571
Conduct Report Procedures (05-2-1218)	5-578
Prepare an Operation Order (OPORD) (Company/Platoon) (05-2-7008).....	5-586
Construct a Ribbon Bridge (05-3-0623).....	5-593
Conduct Troop-Leading Procedures (05-3-1018).....	5-599
Plan and Control Indirect Fire (05-3-1239).....	5-608
Establish and Operate a Single-Channel Voice Radio Net (11-3-0214.05-T01A)	5-615
Install, Operate, and Maintain a Single-Channel, Ground and Airborne Radio System (SINCGARS) Frequency Hopping (FH) Net (11-5-1102.05-T01A)	5-622
Maintain Company Strength (12-2-0321.05-T01A)	5-631
Maintain Troop Morale and Combat Capability (12-2-0338.05-T01A)	5-638

Figure 5-1. List of T&EO's

ELEMENTS: Company Headquarters
Two Float Bridge Platoon Headquarters

TASK: Perform an Engineer Battlefield Assessment (Company) (05-2-0027)
(FM 5-100)

ITERATION: 1 2 3 4 5 M (Circle)

COMMANDER/LEADER ASSESSMENT: T P U (Circle)

CONDITIONS: The element is supporting a task force (TF). They receive an order or a summary from the supported unit's Intelligence Officer (US Army) (S2). Digital units have performed functionality checks, and systems are operational. Some iterations of this task should be performed in MOPP4.

TASK STANDARDS: The commander continuously has an accurate and timely battlefield assessment of the area of operations (AO). Digital units send and receive reports using frequency-modulated (FM) or digital means to maintain situational awareness (SA) and update the common operational picture (COP). The time required to perform this task is increased when conducting it in mission-oriented protection posture (MOPP) 4.

TASK STEPS AND PERFORMANCE MEASURES	GO	NO-GO
<p>* 1. The company commander, aided by the company staff, determines the characteristics of the AO and the impact on engineer options.</p> <ul style="list-style-type: none"> a. Analyzed the weather for precipitation and temperature impact on the-- <ul style="list-style-type: none"> (1) Trafficability for enemy and friendly combat vehicles. (2) Water obstacle depth, the flow rate, and bank conditions. (3) Ability to dig positions and tank ditches. (4) Fog or the limited visibility impact on the positioning of obstacles. (5) Engineer vehicles' capabilities to maneuver in limited visibility and reduced trafficability and keep pace with the maneuver unit's fighting vehicles. (6) Employment of conventional and scatterable mines in extreme weather conditions. b. Analyzed the terrain. <ul style="list-style-type: none"> (1) Observation or fields of fire. Analyzed the impact on obstacle placement (both friendly and enemy) and items, buildings, and/or vegetation needed to be cleared to improve observation. (2) Cover and concealment. Identified concealed locations for engineer equipment and materials (especially during breaching and river crossing operations). Identified possible combat trails offering cover and concealment from enemy ground, air, and satellite surveillance. (3) Obstacles. Identified existing, natural, and man-made obstacles, and their impact on maneuver, avenues of approach, and the placement of reinforcing obstacles. Evaluated these with respect to friendly and enemy maneuver and the type of unit. (4) Key or decisive terrain. Determined potential engineer tasks needed to facilitate friendly control and/or deny enemy control. (5) Avenues of approach. Identified friendly and enemy mobility corridors and avenues of approach based upon the unit. Evaluated engineer actions to enhance or hinder movement on these avenues of approach. c. Analyzed other characteristics important to the engineer plan. 		

TASK STEPS AND PERFORMANCE MEASURES	GO	NO-GO
<p>* 2. The commander, working with the supported unit's S2, the engineer battalion's S2, and the assistant division engineer, develops the enemy situation and provides input about the enemy's engineer capability.</p> <ul style="list-style-type: none"> a. Estimated the strength of the enemy's engineer units, including any information (confirmed, suspected, or based on doctrinal techniques) concerning reinforcement to organic enemy engineers from higher enemy echelons. b. Determined the location of the enemy's engineer units and other units having engineer-related capability, including helicopters and artillery units with remotely delivered mine capability. c. Assessed enemy capabilities for breaching, gap crossing, obstacle emplacement, survivability, and emplacing remotely delivered mines (from aircraft or artillery). d. Evaluated recent and present significant activities, including engineer battlefield tactics and techniques, to identify weaknesses and/or strengths. e. Predicted the possible and most likely courses of action (COAs) on the enemy and the impact of the enemy's engineer situation on his COA. <p>* 3. The commander develops a situational template of the enemy's engineer operations.</p> <ul style="list-style-type: none"> a. Stated probable levels of support and the enemy's engineer plan. b. Incorporated weather and terrain data. c. Developed an overlay of anticipated enemy obstacles, fortifications, and the enemy's other significant engineer activities. <p>* 4. The commander incorporates the situational template into the--</p> <ul style="list-style-type: none"> a. Supported unit's commander and staff estimate. b. Engineer staff estimate. c. Engineer annex. 		

TASK PERFORMANCE / EVALUATION SUMMARY BLOCK							
ITERATION	1	2	3	4	5	M	TOTAL
TOTAL TASK STEPS EVALUATED							
TOTAL TASK STEPS "GO"							
TRAINING STATUS "GO"/"NO-GO"							

"*" indicates a leader task step.

SUPPORTING INDIVIDUAL TASKS: NONE

SUPPORTING COLLECTIVE TASKS

Task Number	Task Title
05-2-0413	Conduct Engineer Intelligence Collection
05-2-7008	Prepare an Operation Order (OPORD) (Company/Platoon)

OPFOR TASKS AND STANDARDS

TASK: Defeat Obstacles (5-OPFOR-0009)

CONDITION: The opposing forces (OPFOR) element encounters an obstacle that blocks the avenue of approach as it advances upon the enemy forces.

STANDARD: The OPFOR element bypasses or breaches the enemy obstacle. 1. Detects the obstacle before halting its main body. 2. Defeats the obstacle. a. Bypasses the obstacle without entering the engagement areas. b. Breaches the obstacle within 45 minutes and passes its entire force through the obstacle. 3. Does not incur degradation to the point that the mission must be discontinued.

TASK: Conduct an Attack (5-OPFOR-0008)

CONDITION: The enemy is conducting tactical operations. The opposing forces (OPFOR) element receives orders to attack the enemy, the area of occupation, or the main supply route (MSR) with smoke.

STANDARD: The OPFOR element disrupts the enemy's movement and smoke operations. 1. Determines the delivery method of the smoke attack. 2. Locates the target. 3. Delivers the smoke attack downwind. 4. Attacks the enemy with smoke, and surge attacks when the enemy responds to the smoke.

TASK: Disrupt a Route Reconnaissance (5-OPFOR-0021)

CONDITION: The enemy is conducting a route reconnaissance. The opposing forces (OPFOR) element is positioned along the enemy's route.

STANDARD: The OPFOR element attempts to disrupt a squad/section conducting a route reconnaissance. 1. Prevents the unit from meeting its specified time schedule. 2. Forces the unit to deviate from its specified route. 3. Prevents the unit from reaching its assigned destination. 4. Surprises the squad/section. 5. Inflicts casualties on the unit.

TASK: Conduct Terrorist and Saboteur Attacks (5-OPFOR-0005)

CONDITION: The opposing forces (OPFOR) element dispatches small teams into the enemy's rear area to disrupt combat service support (CSS) operations.

STANDARD: The enemy sustains disrupted command and control (C2), destroyed equipment and supplies, and light casualties. 1. Locates rear support bases and C2 facilities. 2. Delays and disrupts CSS operations through probes. 3. Infiltrates CSS bases to conduct sabotage and terrorist activities. 4. Inflicts light casualties. 5. Destroys supplies and equipment.

TASK: Disrupt a Net Control Station (NCS) (5-OPFOR-0019)

CONDITION: The enemy has established a NCS. The opposing forces (OPFOR) element has radio and jamming equipment.

STANDARD: The OPFOR element attempts to disrupt an NCS. 1. Attempts to locate the radio frequency that the unit is operating on. 2. Attempts to enter the radio net. 3. Attempts to issue "bogus" orders to a unit on the net. 4. Jams the radio frequency and forces the unit to go to an alternate frequency.

TASK: Disrupt Construction of Vehicle Fighting Positions (5-OPFOR-0020)

CONDITION: The opposing forces (OPFOR) element has located the enemy. The priority intelligence requirements (PIR) and other intelligence obtained by OPFOR patrols indicate the enemy is constructing vehicle fighting positions within its defensive area. The OPFOR element has automatic and antiarmor weapons and light mortars.

STANDARD: The OPFOR element attempts to disrupt the enemy's efforts to establish vehicle fighting positions. 1. Locates the defensive area. 2. Surprises the main body. 3. Penetrates the defensive area with squad-size probes. 4. Inflicts casualties on the unit. 5. Destroys vehicles. 6. Disrupts the unit's preparations (prevents or delays beyond the unit's allotted time).

TASK: Conduct an Aerial Reconnaissance (5-OPFOR-0010)

CONDITION: The opposing forces (OPFOR) headquarters (HQ) element requires intelligence on the locations and identification of enemy elements. An aircraft is dispatched to take photographs and make a visual inspection of the enemy rear area.

STANDARD: The OPFOR element gathers photograph intelligence of the enemy. 1. Photographs the assigned sectors. 2. Makes quick visual checks where the ceiling is low. 3. Locates enemy positions in the area, particularly support and storage bases, and command and control (C2) facilities. 4. Sustains no loss of aircraft. 5. Reports priority intelligence requirements (PIR) and other information requirements to the OPFOR HQ.

TASK: Disrupt Defensive Preparations (5-OPFOR-0018)

CONDITION: The opposing forces (OPFOR) element has located the enemy. Priority intelligence requirements (PIR) and other intelligence requirements obtained by OPFOR patrols indicate that the enemy elements are establishing defensive positions. The OPFOR element has automatic and antiarmor weapons and light mortars.

STANDARD: The OPFOR element disrupts and delays the enemy's defensive preparations. 1. Locates and penetrates the enemy's security system. 2. Forces the enemy to delay defensive preparations. 3. Disrupts the enemy's obstacle preparations.

TASK: Disrupt Quartering Party Operations (5-OPFOR-0017)

CONDITION: The enemy is conducting quartering party operations. It has established an assembly area (AA) but has not moved in the main body.

STANDARD: The opposing forces (OPFOR) element attempts to disrupt quartering party operations and infiltrate the enemy's AA. 1. Locates the quartering party and the AA. 2. Surprises the main body. 3. Penetrates the AA with squad-size probes. 4. Inflicts personnel casualties and vehicle damage. 5. Disrupts the unit's preparations (prevents or delays beyond the unit's allotted time).

TASK: Disrupt Movement (5-OPFOR-0014)

CONDITION: The enemy is expected to move through the opposing forces (OPFOR) element's area of operations. The OPFOR element has received an operation order (OPORD) or fragmentary order (FRAGO) to disrupt enemy movement. The enemy has the capability to defend with direct fire and antiarmor weapons.

STANDARD: The OPFOR element delays enemy movement. 1. Delays the element. 2. Forces the element to deviate from its route. 3. Prevents the element from reaching its destination. 4. Surprises the element's main body.

TASK: Disrupt Enemy Movement and Operations Using Tactical Nuclear Weapons (5-OPFOR-0016)

CONDITION: The opposing forces (OPFOR) element has located the enemy. Priority intelligence requirements (PIR) and other intelligence requirements have been obtained by OPFOR patrols. Tactical nuclear weapons are employed against key locations in the rear area.

STANDARD: The OPFOR element disrupts enemy movement and operations. 1. Disrupts or delays the movement of the enemy's equipment and supplies to the forward areas. 2. Destroys enemy equipment and supplies. 3. Inflicts a high rate of nuclear casualties among the enemy forces. 4. Denies the enemy the use of specified areas. 5. Contaminates the enemy's equipment and supplies.

TASK: Disrupt Assembly Area (AA) Activities (5-OPFOR-0013)

CONDITION: Intelligence reports indicate that platoon- and company-size enemy units are operating in the opposing forces (OPFOR) area of operations. Enemy units can defend from AAs with direct fire, antiarmor weapons, and indirect fire. The enemy has close air support (CAS) and nuclear, biological, and chemical (NBC) capabilities.

STANDARD: The OPFOR element locates and disrupts the enemy's AA activities. 1. Locates the element's AA. 2. Probes the AA with squad- or team-size elements. 3. Inflicts more than 5 percent casualties on the element. 4. Disrupts the element's preparations (prevents or delays beyond the element's allotted time).

TASK: Disrupt Enemy Movement and Operations Using Persistent and Nonpersistent Chemical Weapons (5-OPFOR-0015)

CONDITION: The opposing forces (OPFOR) element has located the enemy. Priority intelligence requirements (PIR) and other intelligence requirements have been obtained by OPFOR patrols. The OPFOR units deliver chemical agents, by means of conventional artillery weapons or aircraft, along selected supply routes and key bases in the rear area.

STANDARD: The OPFOR element disrupts enemy movement and operations using persistent and nonpersistent chemical weapons. 1. Delivers chemical agents in low and densely wooded areas. 2. Delays the movement of enemy supplies and equipment to the forward areas. 3. Restricts the movement of the enemy units in the rear area. 4. Channels the movement of enemy units into predesignated ambush areas. 5. Contaminates enemy supplies and equipment. 6. Inflicts a high rate of casualties on enemy forces.

TASK: Counter Passage of Lines (5-OPFOR-0012)

CONDITION: Enemy forces are in defensive positions, but they are expected to attempt passage-of-lines operations. The opposing forces (OPFOR) received orders to disrupt enemy passage-of-lines operations.

STANDARD: The OPFOR element delays or prevents enemy passage of lines. 1. Delays the passage. 2. Prevents the company from moving all personnel through the stationary unit. 3. Engages the main body of either the moving or the stationary unit.

TASK: Conduct Sniper Operations (5-OPFOR-0006)

CONDITION: The opposing forces (OPFOR) element has assigned snipers (regular or irregular elements) in the enemy's rear area along the main supply route (MSR) and near support sites.

STANDARD: The OPFOR element kills or wounds targets. 1. Sets up a well-concealed location. 2. Engages vehicle drivers or personnel on foot with short bursts of semiautomatic fire. 3. Kills or wounds selected targets. 4. Prevents the position from being discovered by enemy forces. 5. Evacuates the area without being spotted. 6. Reports all specified priority intelligence requirements (PIR) and other intelligence requirements to the OPFOR headquarters (HQ).

TASK: Defend a Minefield (5-OPFOR-0023)

CONDITION: The enemy is conducting a minefield sweeping operation. The opposing forces (OPFOR) element has a minefield placed in the enemy's path. The minefield is under constant observation and fire.

STANDARD: The OPFOR element defends a minefield against an enemy element conducting a minefield sweeping operation. 1. Prevents the unit from detecting the obstacle. 2. Disrupts the minefield sweeping operation. 3. Prevents the unit from conducting the minefield sweeping operation, prevents the unit from moving all personnel through the breach or delays the completion of the minefield sweeping operation for more than 45 minutes.

TASK: Conduct Air Attacks (5-OPFOR-0002)

CONDITION: The opposing forces (OPFOR) element in the rear area has forwarded the positions of the enemy support sites or the locations of moving elements. The OPFOR aircraft have been dispatched to attack enemy installations or convoys.

STANDARD: The OPFOR element attempts to delay, disrupt, or damage the enemy targets by air. 1. Locates the target (support sites or convoys). 2. Makes attack runs on the designated targets. 3. Inflicts heavy damage to the selected target. 4. Sustains no loss of aircraft. 5. Delays moving the force for more than one hour.

TASK: Surrender to the Capturing Unit on the Battlefield (5-OPFOR-0024)

CONDITION: The enemy has captured the opposing forces (OPFOR) element's soldiers, documents, and equipment sensitive to the OPFOR tactical operations.

STANDARD: The OPFOR soldiers retain or destroy documents and equipment. The OPFOR element surrenders documents and equipment of no tactical use to the enemy and attempts to conceal or destroy items of tactical value. The OPFOR element attempts escape and evasion. 1. Prevents the successful capture of documents and equipment. 2. Destroys documents and equipment. 3. Removes identifying markings from equipment. 4. Removes unit-identifying insignia. 5. Provides misleading information. 6. Plans an escape. 7. Delays movement to the nearest collection point. 8. Prevents safeguarding of enemy prisoners of war (EPWs) in order to cause embarrassment to the United States (US).

TASK: Attack (5-OPFOR-0001)

CONDITION: The opposing forces (OPFOR) element has located the enemy. The priority intelligence requirements (PIR) and other intelligence requirements have been obtained by OPFOR patrols. The OPFOR element has automatic and antiarmor weapons and light mortars.

STANDARD: The OPFOR element attempts to seize the terrain, vehicles, or equipment. 1. Develops an attack plan. 2. Surprises the enemy unit's main body. 3. Initiates the attack using a scheme of maneuver that exploits the enemy's flanks, gaps, and weaknesses. 4. Uses covered and concealed routes to approach the enemy forces' flanks, gaps, or weakly held areas. 5. Employs indirect fire to support the attack. 6. Penetrates enemy defenses. 7. Destroys equipment and supplies. 8. Inflicts heavy casualties. 9. Isolates the combat service support (CSS) base by blocking reinforcements. 10. Forces enemy units to displace. 11. Avoids being fixed in one position. 12. Withdraws before the CSS base is reinforced with tactical combat forces.

TASK: Conduct a Raid (5-OPFOR-0004)

CONDITION: The opposing forces (OPFOR) element has occupied an objective rally point and has orders to conduct a raid on a combat service support (CSS) base.

STANDARD: The OPFOR element infiltrates the enemy's base and destroys all of the targets. 1. Surprises the enemy forces. 2. Assaults the support base and accomplishes the assigned tasks. 3. Destroys the specified equipment and supplies. 4. Avoids being decisively engaged. 5. Withdraws all personnel from the objective areas within the time prescribed. 6. Obtains all priority intelligence requirements (PIR) from the raid site. 7. Sustains only light casualties from enemy fire.

TASK: Disrupt an Engineer Reconnaissance (5-OPFOR-0022)

CONDITION: The enemy is conducting an engineer reconnaissance. The opposing forces (OPFOR) element is positioned along the enemy's route.

STANDARD: The OPFOR element disrupts an engineer reconnaissance. 1. Prevents the unit from meeting its specified time schedule. 2. Forces the unit to deviate from its specified route. 3. Prevents the unit from accomplishing its assigned engineer reconnaissance. 4. Surprises the unit conducting the reconnaissance.

TASK: Maintain Contact (5-OPFOR-0003)

CONDITION: The opposing forces (OPFOR) element is engaged with enemy base defense forces. The enemy forces are withdrawing under pressure.

STANDARD: The OPFOR element maintains enemy contact while the enemy withdraws. 1. Engages the enemy forces decisively. 2. Advances the OPFOR as the enemy forces withdraw. 3. Inflicts heavy casualties. 4. Captures the members of the enemy force. 5. Captures documents and equipment. 6. Safeguards captured documents, equipment, and personnel.

TASK: Conduct an Ambush (5-OPFOR-0007)

CONDITION: The enemy is moving in a convoy. The opposing forces (OPFOR) element is positioned along the enemy's route.

STANDARD: The OPFOR element inflicts casualties on the enemy and causes vehicle and equipment damage. 1. Prepares an ambush site before the element arrives. 2. Surprises march element forces. 3. Inflicts heavy casualties within the designated kill zone. 4. Inflicts heavy damage to vehicles and equipment within the designated kill zone. 5. Delays the march element from reaching a specified destination for a specified period of time. 6. Withdraws on order. 7. Sustains no casualties. 8. Reports actions to superiors.

ELEMENTS: Company Headquarters
 Two Float Bridge Platoon Headquarters
 Four Bridge Sections
 Two Bridge Support Sections
 Support Platoon Headquarters
 Two Site Support Sections

TASK: Conduct a Water Crossing Site Reconnaissance (05-2-0403)
 (FM 5-170) (FM 5-34) (FM 90-13)

ITERATION: 1 2 3 4 5 M (Circle)
COMMANDER/LEADER ASSESSMENT: T P U (Circle)

CONDITIONS: The company receives an operation order (OPORD) to conduct a water crossing site reconnaissance. Digital units have performed functionality checks, and systems are operational. All necessary equipment is available. Some iterations of this task should be performed in MOPP4.

TASK STANDARDS: The element conducts the reconnaissance and identifies all missions that are required to support the operation within the time specified in the OPORD. Locations are accurate to within 10 meters. Measurements and dimensions are accurate within plus or minus 10 percent. Digital units send and receive information using frequency-modulated (FM) or digital means. The time required to perform this task is increased when conducting it in mission-oriented protection posture (MOPP) 4.

TASK STEPS AND PERFORMANCE MEASURES	GO	NO-GO
<p>* 1. The element leader plans the site reconnaissance. NOTE: Digital units request Digital Topographic Support System (DTSS) products to conduct the initial reconnaissance.</p> <ul style="list-style-type: none"> a. Conducted a map reconnaissance of the site. b. Selected routes for movement to and from the site. c. Selected rally points. <p>* 2. The element leader issues the OPORD. NOTE: Digital units provide the OPORD using the Force XXI Battle Command Brigade and Below (FBCB2) System. The unit can send and receive reports using digital systems according to the unit's tactical standing operating procedure (TACSOP).</p> <ul style="list-style-type: none"> a. Assigned responsibilities and designated far- and near-bank reconnaissance teams. b. Designated the movement methods and routes to and from the site. c. Described the action to take in the event of enemy contact. <p>* 3. The element leader directs the movement to the site.</p> <ul style="list-style-type: none"> a. Ensured that the team dismounted before arriving at the site, as required by the tactical situation. b. Ensured that the team displaced tactically. <p>* 4. The element leader observes and records access route conditions, to include--</p> <ul style="list-style-type: none"> a. Overhead obstructions with clearances of less than 4.3 meters. b. Reductions in the travel-way width less than 8 meters. c. Gradients (slopes) of 7 percent or greater. d. Curves having a radius of 25 meters or less. e. Road surface conditions. f. Obstacles, such as road craters, mined areas, felled trees, or rubble. 		

TASK STEPS AND PERFORMANCE MEASURES	GO	NO-GO
<p>5. The far-bank team conducts a far-bank reconnaissance.</p> <ul style="list-style-type: none"> a. Determined the condition of various points identified during the map reconnaissance/digital map reconnaissance, to include-- <ul style="list-style-type: none"> (1) Bank heights. (2) Bank slopes. (3) Soil conditions. (4) Bank obstacles (natural or man-made). b. Estimated the gap width at the site. c. Determined the gap (wet) conditions in the vicinity of the crossing site, to include-- <ul style="list-style-type: none"> (1) River depth at 3-meter intervals along the site. (2) Sandbars or other water obstacles. (3) Bottom conditions. (4) Fluctuations in the river's current. d. Collected any other information requested in the OPORD. e. Returned to the rally point designated by the squad/section leader. <p>6. The near-bank team conducts a near-bank reconnaissance.</p> <ul style="list-style-type: none"> a. Determined the condition of the near bank along various points. See Subtask 5a. b. Estimated the gap width (wet) at the site c. Measured the current velocity at the site. d. Collected any other information requested in the OPORD. e. Returned to the designated rally point. <p>* 7. The element leader receives the reconnaissance information from the team leader.</p> <ul style="list-style-type: none"> a. Ensured that all required information was obtained. b. Disseminated the information to the team members. <p>* 8. The element leader directs the movement from the site.</p> <ul style="list-style-type: none"> a. Ensured that the team displaced tactically. b. Directed the movement to subsequent sites as required by the OPORD. Repeated Subtasks 2 through 7 until the mission was completed. c. Directed the return to the squad's assembly area (AA). <p>* 9. The element leader submits his report to the command element.</p> <p>NOTE: Digital units send and receive reports using the Army Battle Command System (ABCS), providing updated situational awareness (SA).</p> <ul style="list-style-type: none"> a. Provided a sketch of each site, to include the-- <ul style="list-style-type: none"> (1) Bank heights and slopes. (2) River-bottom profile. (3) Estimated river width b. Provided other information including-- <ul style="list-style-type: none"> (1) The current velocity. (2) The soil conditions. (3) The route conditions leading to and from the site. (4) Obstacles. 		

TASK PERFORMANCE / EVALUATION SUMMARY BLOCK							
ITERATION	1	2	3	4	5	M	TOTAL
TOTAL TASK STEPS EVALUATED							
TOTAL TASK STEPS "GO"							
TRAINING STATUS "GO"/"NO-GO"							

"*" indicates a leader task step.

SUPPORTING INDIVIDUAL TASKS

Task Number	Task Title
052-196-2002	Determine the Radius of Curves
052-196-2004	Determine Stream Velocity

SUPPORTING COLLECTIVE TASKS

Task Number	Task Title
05-1-1391	Request a Standard Topographic Product
05-2-1218	Conduct Report Procedures
05-2-7008	Prepare an Operation Order (OPORD) (Company/Platoon)

OPFOR TASKS AND STANDARDS

TASK: Conduct an Ambush (5-OPFOR-0007)

CONDITION: The enemy is moving in a convoy. The opposing forces (OPFOR) element is positioned along the enemy's route.

STANDARD: The OPFOR element inflicts casualties on the enemy and causes vehicle and equipment damage. 1. Prepares an ambush site before the element arrives. 2. Surprises march element forces. 3. Inflicts heavy casualties within the designated kill zone. 4. Inflicts heavy damage to vehicles and equipment within the designated kill zone. 5. Delays the march element from reaching a specified destination for a specified period of time. 6. Withdraws on order. 7. Sustains no casualties. 8. Reports actions to superiors.

TASK: Conduct Sniper Operations (5-OPFOR-0006)

CONDITION: The opposing forces (OPFOR) element has assigned snipers (regular or irregular elements) in the enemy's rear area along the main supply route (MSR) and near support sites.

STANDARD: The OPFOR element kills or wounds targets. 1. Sets up a well-concealed location. 2. Engages vehicle drivers or personnel on foot with short bursts of semiautomatic fire. 3. Kills or wounds selected targets. 4. Prevents the position from being discovered by enemy forces. 5. Evacuates the area without being spotted. 6. Reports all specified priority intelligence requirements (PIR) and other intelligence requirements to the OPFOR headquarters (HQ).

TASK: Disrupt Movement (5-OPFOR-0014)

CONDITION: The enemy is expected to move through the opposing forces (OPFOR) element's area of operations. The OPFOR element has received an operation order (OPORD) or fragmentary order (FRAGO) to disrupt enemy movement. The enemy has the capability to defend with direct fire and antiarmor weapons.

STANDARD: The OPFOR element delays enemy movement. 1. Delays the element. 2. Forces the element to deviate from its route. 3. Prevents the element from reaching its destination. 4. Surprises the element's main body.

TASK: Defeat Obstacles (5-OPFOR-0009)

CONDITION: The opposing forces (OPFOR) element encounters an obstacle that blocks the avenue of approach as it advances upon the enemy forces.

STANDARD: The OPFOR element bypasses or breaches the enemy obstacle. 1. Detects the obstacle before halting its main body. 2. Defeats the obstacle. a. Bypasses the obstacle without entering the engagement areas. b. Breaches the obstacle within 45 minutes and passes its entire force through the obstacle. 3. Does not incur degradation to the point that the mission must be discontinued.

TASK: Conduct an Attack (5-OPFOR-0008)

CONDITION: The enemy is conducting tactical operations. The opposing forces (OPFOR) element receives orders to attack the enemy, the area of occupation, or the main supply route (MSR) with smoke.

STANDARD: The OPFOR element disrupts the enemy's movement and smoke operations. 1. Determines the delivery method of the smoke attack. 2. Locates the target. 3. Delivers the smoke attack downwind. 4. Attacks the enemy with smoke, and surge attacks when the enemy responds to the smoke.

TASK: Disrupt a Route Reconnaissance (5-OPFOR-0021)

CONDITION: The enemy is conducting a route reconnaissance. The opposing forces (OPFOR) element is positioned along the enemy's route.

STANDARD: The OPFOR element attempts to disrupt a squad/section conducting a route reconnaissance. 1. Prevents the unit from meeting its specified time schedule. 2. Forces the unit to deviate from its specified route. 3. Prevents the unit from reaching its assigned destination. 4. Surprises the squad/section. 5. Inflicts casualties on the unit.

TASK: Conduct Terrorist and Saboteur Attacks (5-OPFOR-0005)

CONDITION: The opposing forces (OPFOR) element dispatches small teams into the enemy's rear area to disrupt combat service support (CSS) operations.

STANDARD: The enemy sustains disrupted command and control (C2), destroyed equipment and supplies, and light casualties. 1. Locates rear support bases and C2 facilities. 2. Delays and disrupts CSS operations through probes. 3. Infiltrates CSS bases to conduct sabotage and terrorist activities. 4. Inflicts light casualties. 5. Destroys supplies and equipment.

TASK: Disrupt a Net Control Station (NCS) (5-OPFOR-0019)

CONDITION: The enemy has established a NCS. The opposing forces (OPFOR) element has radio and jamming equipment.

STANDARD: The OPFOR element attempts to disrupt an NCS. 1. Attempts to locate the radio frequency that the unit is operating on. 2. Attempts to enter the radio net. 3. Attempts to issue "bogus" orders to a unit on the net. 4. Jams the radio frequency and forces the unit to go to an alternate frequency.

TASK: Disrupt Construction of Vehicle Fighting Positions (5-OPFOR-0020)

CONDITION: The opposing forces (OPFOR) element has located the enemy. The priority intelligence requirements (PIR) and other intelligence obtained by OPFOR patrols indicate the enemy is constructing vehicle fighting positions within its defensive area. The OPFOR element has automatic and antiarmor weapons and light mortars.

STANDARD: The OPFOR element attempts to disrupt the enemy's efforts to establish vehicle fighting positions. 1. Locates the defensive area. 2. Surprises the main body. 3. Penetrates the defensive area with squad-size probes. 4. Inflicts casualties on the unit. 5. Destroys vehicles. 6. Disrupts the unit's preparations (prevents or delays beyond the unit's allotted time).

TASK: Conduct an Aerial Reconnaissance (5-OPFOR-0010)

CONDITION: The opposing forces (OPFOR) headquarters (HQ) element requires intelligence on the locations and identification of enemy elements. An aircraft is dispatched to take photographs and make a visual inspection of the enemy rear area.

STANDARD: The OPFOR element gathers photograph intelligence of the enemy. 1. Photographs the assigned sectors. 2. Makes quick visual checks where the ceiling is low. 3. Locates enemy positions in the area, particularly support and storage bases, and command and control (C2) facilities. 4. Sustains no loss of aircraft. 5. Reports priority intelligence requirements (PIR) and other information requirements to the OPFOR HQ.

TASK: Disrupt Defensive Preparations (5-OPFOR-0018)

CONDITION: The opposing forces (OPFOR) element has located the enemy. Priority intelligence requirements (PIR) and other intelligence requirements obtained by OPFOR patrols indicate that the enemy elements are establishing defensive positions. The OPFOR element has automatic and antiarmor weapons and light mortars.

STANDARD: The OPFOR element disrupts and delays the enemy's defensive preparations. 1. Locates and penetrates the enemy's security system. 2. Forces the enemy to delay defensive preparations. 3. Disrupts the enemy's obstacle preparations.

TASK: Disrupt Quartering Party Operations (5-OPFOR-0017)

CONDITION: The enemy is conducting quartering party operations. It has established an assembly area (AA) but has not moved in the main body.

STANDARD: The opposing forces (OPFOR) element attempts to disrupt quartering party operations and infiltrate the enemy's AA. 1. Locates the quartering party and the AA. 2. Surprises the main body. 3. Penetrates the AA with squad-size probes. 4. Inflicts personnel casualties and vehicle damage. 5. Disrupts the unit's preparations (prevents or delays beyond the unit's allotted time).

TASK: Disrupt Enemy Movement and Operations Using Persistent and Nonpersistent Chemical Weapons (5-OPFOR-0015)

CONDITION: The opposing forces (OPFOR) element has located the enemy. Priority intelligence requirements (PIR) and other intelligence requirements have been obtained by OPFOR patrols. The OPFOR units deliver chemical agents, by means of conventional artillery weapons or aircraft, along selected supply routes and key bases in the rear area.

STANDARD: The OPFOR element disrupts enemy movement and operations using persistent and nonpersistent chemical weapons. 1. Delivers chemical agents in low and densely wooded areas. 2. Delays the movement of enemy supplies and equipment to the forward areas. 3. Restricts the movement of the enemy units in the rear area. 4. Channels the movement of enemy units into predesignated ambush areas. 5. Contaminates enemy supplies and equipment. 6. Inflicts a high rate of casualties on enemy forces.

TASK: Disrupt Enemy Movement and Operations Using Tactical Nuclear Weapons (5-OPFOR-0016)

CONDITION: The opposing forces (OPFOR) element has located the enemy. Priority intelligence requirements (PIR) and other intelligence requirements have been obtained by OPFOR patrols. Tactical nuclear weapons are employed against key locations in the rear area.

STANDARD: The OPFOR element disrupts enemy movement and operations. 1. Disrupts or delays the movement of the enemy's equipment and supplies to the forward areas. 2. Destroys enemy equipment and supplies. 3. Inflicts a high rate of nuclear casualties among the enemy forces. 4. Denies the enemy the use of specified areas. 5. Contaminates the enemy's equipment and supplies.

TASK: Counter Passage of Lines (5-OPFOR-0012)

CONDITION: Enemy forces are in defensive positions, but they are expected to attempt passage-of-lines operations. The opposing forces (OPFOR) received orders to disrupt enemy passage-of-lines operations.

STANDARD: The OPFOR element delays or prevents enemy passage of lines. 1. Delays the passage. 2. Prevents the company from moving all personnel through the stationary unit. 3. Engages the main body of either the moving or the stationary unit.

TASK: Conduct a Raid (5-OPFOR-0004)

CONDITION: The opposing forces (OPFOR) element has occupied an objective rally point and has orders to conduct a raid on a combat service support (CSS) base.

STANDARD: The OPFOR element infiltrates the enemy's base and destroys all of the targets. 1. Surprises the enemy forces. 2. Assaults the support base and accomplishes the assigned tasks. 3. Destroys the specified equipment and supplies. 4. Avoids being decisively engaged. 5. Withdraws all personnel from the objective areas within the time prescribed. 6. Obtains all priority intelligence requirements (PIR) from the raid site. 7. Sustains only light casualties from enemy fire.

TASK: Defend a Minefield (5-OPFOR-0023)

CONDITION: The enemy is conducting a minefield sweeping operation. The opposing forces (OPFOR) element has a minefield placed in the enemy's path. The minefield is under constant observation and fire.

STANDARD: The OPFOR element defends a minefield against an enemy element conducting a minefield sweeping operation. 1. Prevents the unit from detecting the obstacle. 2. Disrupts the minefield sweeping operation. 3. Prevents the unit from conducting the minefield sweeping operation, prevents the unit from moving all personnel through the breach or delays the completion of the minefield sweeping operation for more than 45 minutes.

TASK: Conduct Air Attacks (5-OPFOR-0002)

CONDITION: The opposing forces (OPFOR) element in the rear area has forwarded the positions of the enemy support sites or the locations of moving elements. The OPFOR aircraft have been dispatched to attack enemy installations or convoys.

STANDARD: The OPFOR element attempts to delay, disrupt, or damage the enemy targets by air. 1. Locates the target (support sites or convoys). 2. Makes attack runs on the designated targets. 3. Inflicts heavy damage to the selected target. 4. Sustains no loss of aircraft. 5. Delays moving the force for more than one hour.

TASK: Surrender to the Capturing Unit on the Battlefield (5-OPFOR-0024)

CONDITION: The enemy has captured the opposing forces (OPFOR) element's soldiers, documents, and equipment sensitive to the OPFOR tactical operations.

STANDARD: The OPFOR soldiers retain or destroy documents and equipment. The OPFOR element surrenders documents and equipment of no tactical use to the enemy and attempts to conceal or destroy items of tactical value. The OPFOR element attempts escape and evasion. 1. Prevents the successful capture of documents and equipment. 2. Destroys documents and equipment. 3. Removes identifying markings from equipment. 4. Removes unit-identifying insignia. 5. Provides misleading information. 6. Plans an escape. 7. Delays movement to the nearest collection point. 8. Prevents safeguarding of enemy prisoners of war (EPWs) in order to cause embarrassment to the United States (US).

TASK: Attack (5-OPFOR-0001)

CONDITION: The opposing forces (OPFOR) element has located the enemy. The priority intelligence requirements (PIR) and other intelligence requirements have been obtained by OPFOR patrols. The OPFOR element has automatic and antiarmor weapons and light mortars.

STANDARD: The OPFOR element attempts to seize the terrain, vehicles, or equipment. 1. Develops an attack plan. 2. Surprises the enemy unit's main body. 3. Initiates the attack using a scheme of maneuver that exploits the enemy's flanks, gaps, and weaknesses. 4. Uses covered and concealed routes to approach the enemy forces' flanks, gaps, or weakly held areas. 5. Employs indirect fire to support the attack. 6. Penetrates enemy defenses. 7. Destroys equipment and supplies. 8. Inflicts heavy casualties. 9. Isolates the combat service support (CSS) base by blocking reinforcements. 10. Forces enemy units to displace. 11. Avoids being fixed in one position. 12. Withdraws before the CSS base is reinforced with tactical combat forces.

TASK: Disrupt Assembly Area (AA) Activities (5-OPFOR-0013)

CONDITION: Intelligence reports indicate that platoon- and company-size enemy units are operating in the opposing forces (OPFOR) area of operations. Enemy units can defend from AAs with direct fire, antiarmor weapons, and indirect fire. The enemy has close air support (CAS) and nuclear, biological, and chemical (NBC) capabilities.

STANDARD: The OPFOR element locates and disrupts the enemy's AA activities. 1. Locates the element's AA. 2. Probes the AA with squad- or team-size elements. 3. Inflicts more than 5 percent casualties on the element. 4. Disrupts the element's preparations (prevents or delays beyond the element's allotted time).

TASK: Disrupt an Engineer Reconnaissance (5-OPFOR-0022)

CONDITION: The enemy is conducting an engineer reconnaissance. The opposing forces (OPFOR) element is positioned along the enemy's route.

STANDARD: The OPFOR element disrupts an engineer reconnaissance. 1. Prevents the unit from meeting its specified time schedule. 2. Forces the unit to deviate from its specified route. 3. Prevents the unit from accomplishing its assigned engineer reconnaissance. 4. Surprises the unit conducting the reconnaissance.

TASK: Maintain Contact (5-OPFOR-0003)

CONDITION: The opposing forces (OPFOR) element is engaged with enemy base defense forces. The enemy forces are withdrawing under pressure.

STANDARD: The OPFOR element maintains enemy contact while the enemy withdraws. 1. Engages the enemy forces decisively. 2. Advances the OPFOR as the enemy forces withdraw. 3. Inflicts heavy casualties. 4. Captures the members of the enemy force. 5. Captures documents and equipment. 6. Safeguards captured documents, equipment, and personnel.

- ELEMENTS:** Company
 Company Headquarters
 Two Float Bridge Platoon Headquarters
 Four Bridge Sections
 Two Bridge Support Sections
 Support Platoon Headquarters
 Maintenance and Equipment Section
 Two Site Support Sections
 Augment

TASK: Plan and Direct an Engineer Reconnaissance (05-2-0408)
 (FM 5-170) (FM 5-34)

ITERATION: 1 2 3 4 5 M (Circle)
COMMANDER/LEADER ASSESSMENT: T P U (Circle)

CONDITIONS: The engineer company is tasked to plan and direct an engineer reconnaissance of a designated area. The area is secure, but enemy contact is possible. Digital units have performed functionality checks, and systems are operational. Some iterations of this task should be performed in MOPP4.

TASK STANDARDS: The company plans and directs platoon reconnaissance missions to gather sufficient information to fulfill the reconnaissance objectives. Digital units send and receive reports using frequency-modulated (FM) or digital means. The time required to perform this task is increased when conducting it in mission-oriented protection posture (MOPP) 4.

TASK STEPS AND PERFORMANCE MEASURES	GO	NO-GO
<p>1. The company plans the reconnaissance mission as defined in the battalion's operation order (OPORD).</p> <ul style="list-style-type: none"> a. Gathered supporting intelligence data, such as map products and aerial photos. <p>NOTE: Digital units have access to Digital Topographic Support System (DTSS) and All-Source Analysis System (ASAS) products to evaluate the plan and to assist in conducting the reconnaissance.</p> <ul style="list-style-type: none"> b. Established reconnaissance objectives, the main supply route (MSR), obstacle locations, general trafficability, decontamination points, and bivouac sites. c. Identified the platoon to perform the mission. d. Established the time, the distance, and the size of the zone or route to reconnoiter. <p>* 2. The company commander determines the reconnaissance method.</p> <ul style="list-style-type: none"> a. Selected route reconnaissance when time was a critical factor. b. Selected zone reconnaissance when cross-country trafficability was important. c. Selected an area reconnaissance when the mission required specific information about a defined area. <p>NOTE: An area reconnaissance is more thorough and time-consuming than a zone reconnaissance.</p> <p>* 3. The company commander briefs the platoon on the reconnaissance mission.</p> <ul style="list-style-type: none"> a. Conveyed the objective of the reconnaissance. b. Defined the area or route to cover. c. Described the methods of reconnaissance. 		

TASK STEPS AND PERFORMANCE MEASURES	GO	NO-GO
<p>d. Directed a hasty or deliberate reconnaissance.</p> <p>e. Provided additional guidance (attention to fords, bridges, bivouac sites, and contaminated areas).</p> <p>f. Ensured checkpoints were positioned for progress reports, assistance, and communications checks.</p> <p>* 4. The element leader ensures that unit members have the minimum-essential material needed to conduct the mission.</p> <p>a. Ensured that unit members had a map of the area, an overlay paper, a compass, and a tape measure.</p> <p>b. Ensured that unit members received the appropriate forms: Department of the Army (DA) Forms 1248, 1249, 1250, 1251, 1252, and 1711-R.</p> <p>c. Ensured that a secure mode, communications check radio was on hand.</p> <p>* 5. The company operations noncommissioned officer (NCO) reviews the reconnaissance report.</p> <p>a. Ensured that the platoon accomplished the objective.</p> <p>b. Ensured that members recorded dimensions (in meters) on the overlay; for example, road width, bridges, overhead clearance, constrictions to travel way, fords, tunnels, or underpasses.</p> <p>c. Ensured that members recorded and annotated critical terrain features and obstacles using the appropriate symbols on the overlay at their geographical location (slopes, curves, fords, ferries, bridges, reduction in travel way, and constrictions).</p> <p>* 6. The company operations NCO updates the company terrain analysis and overlay. Prepares to brief the commander on the results of the reconnaissance mission.</p> <p>* 7. The company commander briefs the battalion commander and staff on the mission. Submits all reports to the battalion's Operations and Training Officer (US Army) (S3) within the time constraints.</p> <p>NOTE: Digital units can submit reports using digital means to assist the commander in the decision-making process. Appropriate DA forms are submitted at a later time according to the Standardization Agreement (STANAG) and the unit's standing operating procedure (SOP).</p>		

TASK PERFORMANCE / EVALUATION SUMMARY BLOCK							
ITERATION	1	2	3	4	5	M	TOTAL
TOTAL TASK STEPS EVALUATED							
TOTAL TASK STEPS "GO"							
TRAINING STATUS "GO"/"NO-GO"							

"*" indicates a leader task step.

SUPPORTING INDIVIDUAL TASKS

Task Number	Task Title
052-196-3065	Prepare a Route Reconnaissance Overlay
052-196-3150	Conduct Route Reconnaissance

SUPPORTING COLLECTIVE TASKS

Task Number	Task Title
05-2-0410	Manage Engineer Reconnaissance Operations
05-2-0413	Conduct Engineer Intelligence Collection
05-3-0405	Perform a Target Reconnaissance
05-3-0407	Perform an Engineer Reconnaissance

OPFOR TASKS AND STANDARDS

TASK: Disrupt Movement (5-OPFOR-0014)

CONDITION: The enemy is expected to move through the opposing forces (OPFOR) element's area of operations. The OPFOR element has received an operation order (OPORD) or fragmentary order (FRAGO) to disrupt enemy movement. The enemy has the capability to defend with direct fire and antiarmor weapons.

STANDARD: The OPFOR element delays enemy movement. 1. Delays the element. 2. Forces the element to deviate from its route. 3. Prevents the element from reaching its destination. 4. Surprises the element's main body.

TASK: Defeat Obstacles (5-OPFOR-0009)

CONDITION: The opposing forces (OPFOR) element encounters an obstacle that blocks the avenue of approach as it advances upon the enemy forces.

STANDARD: The OPFOR element bypasses or breaches the enemy obstacle. 1. Detects the obstacle before halting its main body. 2. Defeats the obstacle. a. Bypasses the obstacle without entering the engagement areas. b. Breaches the obstacle within 45 minutes and passes its entire force through the obstacle. 3. Does not incur degradation to the point that the mission must be discontinued.

TASK: Conduct an Attack (5-OPFOR-0008)

CONDITION: The enemy is conducting tactical operations. The opposing forces (OPFOR) element receives orders to attack the enemy, the area of occupation, or the main supply route (MSR) with smoke.

STANDARD: The OPFOR element disrupts the enemy's movement and smoke operations. 1. Determines the delivery method of the smoke attack. 2. Locates the target. 3. Delivers the smoke attack downwind. 4. Attacks the enemy with smoke, and surge attacks when the enemy responds to the smoke.

TASK: Disrupt a Route Reconnaissance (5-OPFOR-0021)

CONDITION: The enemy is conducting a route reconnaissance. The opposing forces (OPFOR) element is positioned along the enemy's route.

STANDARD: The OPFOR element attempts to disrupt a squad/section conducting a route reconnaissance. 1. Prevents the unit from meeting its specified time schedule. 2. Forces the unit to deviate from its specified route. 3. Prevents the unit from reaching its assigned destination. 4. Surprises the squad/section. 5. Inflicts casualties on the unit.

TASK: Conduct Terrorist and Saboteur Attacks (5-OPFOR-0005)

CONDITION: The opposing forces (OPFOR) element dispatches small teams into the enemy's rear area to disrupt combat service support (CSS) operations.

STANDARD: The enemy sustains disrupted command and control (C2), destroyed equipment and supplies, and light casualties. 1. Locates rear support bases and C2 facilities. 2. Delays and disrupts CSS operations through probes. 3. Infiltrates CSS bases to conduct sabotage and terrorist activities. 4. Inflicts light casualties. 5. Destroys supplies and equipment.

TASK: Disrupt a Net Control Station (NCS) (5-OPFOR-0019)

CONDITION: The enemy has established a NCS. The opposing forces (OPFOR) element has radio and jamming equipment.

STANDARD: The OPFOR element attempts to disrupt an NCS. 1. Attempts to locate the radio frequency that the unit is operating on. 2. Attempts to enter the radio net. 3. Attempts to issue "bogus" orders to a unit on the net. 4. Jams the radio frequency and forces the unit to go to an alternate frequency.

TASK: Disrupt Construction of Vehicle Fighting Positions (5-OPFOR-0020)

CONDITION: The opposing forces (OPFOR) element has located the enemy. The priority intelligence requirements (PIR) and other intelligence obtained by OPFOR patrols indicate the enemy is constructing vehicle fighting positions within its defensive area. The OPFOR element has automatic and antiarmor weapons and light mortars.

STANDARD: The OPFOR element attempts to disrupt the enemy's efforts to establish vehicle fighting positions. 1. Locates the defensive area. 2. Surprises the main body. 3. Penetrates the defensive area with squad-size probes. 4. Inflicts casualties on the unit. 5. Destroys vehicles. 6. Disrupts the unit's preparations (prevents or delays beyond the unit's allotted time).

TASK: Conduct an Aerial Reconnaissance (5-OPFOR-0010)

CONDITION: The opposing forces (OPFOR) headquarters (HQ) element requires intelligence on the locations and identification of enemy elements. An aircraft is dispatched to take photographs and make a visual inspection of the enemy rear area.

STANDARD: The OPFOR element gathers photograph intelligence of the enemy. 1. Photographs the assigned sectors. 2. Makes quick visual checks where the ceiling is low. 3. Locates enemy positions in the area, particularly support and storage bases, and command and control (C2) facilities. 4. Sustains no loss of aircraft. 5. Reports priority intelligence requirements (PIR) and other information requirements to the OPFOR HQ.

TASK: Disrupt Defensive Preparations (5-OPFOR-0018)

CONDITION: The opposing forces (OPFOR) element has located the enemy. Priority intelligence requirements (PIR) and other intelligence requirements obtained by OPFOR patrols indicate that the enemy elements are establishing defensive positions. The OPFOR element has automatic and antiarmor weapons and light mortars.

STANDARD: The OPFOR element disrupts and delays the enemy's defensive preparations. 1. Locates and penetrates the enemy's security system. 2. Forces the enemy to delay defensive preparations. 3. Disrupts the enemy's obstacle preparations.

TASK: Disrupt Quartering Party Operations (5-OPFOR-0017)

CONDITION: The enemy is conducting quartering party operations. It has established an assembly area (AA) but has not moved in the main body.

STANDARD: The opposing forces (OPFOR) element attempts to disrupt quartering party operations and infiltrate the enemy's AA. 1. Locates the quartering party and the AA. 2. Surprises the main body. 3. Penetrates the AA with squad-size probes. 4. Inflicts personnel casualties and vehicle damage. 5. Disrupts the unit's preparations (prevents or delays beyond the unit's allotted time).

TASK: Disrupt Enemy Movement and Operations Using Persistent and Nonpersistent Chemical Weapons (5-OPFOR-0015)

CONDITION: The opposing forces (OPFOR) element has located the enemy. Priority intelligence requirements (PIR) and other intelligence requirements have been obtained by OPFOR patrols. The OPFOR units deliver chemical agents, by means of conventional artillery weapons or aircraft, along selected supply routes and key bases in the rear area.

STANDARD: The OPFOR element disrupts enemy movement and operations using persistent and nonpersistent chemical weapons. 1. Delivers chemical agents in low and densely wooded areas. 2. Delays the movement of enemy supplies and equipment to the forward areas. 3. Restricts the movement of the enemy units in the rear area. 4. Channels the movement of enemy units into predesignated ambush areas. 5. Contaminates enemy supplies and equipment. 6. Inflicts a high rate of casualties on enemy forces.

TASK: Disrupt Enemy Movement and Operations Using Tactical Nuclear Weapons (5-OPFOR-0016)

CONDITION: The opposing forces (OPFOR) element has located the enemy. Priority intelligence requirements (PIR) and other intelligence requirements have been obtained by OPFOR patrols. Tactical nuclear weapons are employed against key locations in the rear area.

STANDARD: The OPFOR element disrupts enemy movement and operations. 1. Disrupts or delays the movement of the enemy's equipment and supplies to the forward areas. 2. Destroys enemy equipment and supplies. 3. Inflicts a high rate of nuclear casualties among the enemy forces. 4. Denies the enemy the use of specified areas. 5. Contaminates the enemy's equipment and supplies.

TASK: Counter Passage of Lines (5-OPFOR-0012)

CONDITION: Enemy forces are in defensive positions, but they are expected to attempt passage-of-lines operations. The opposing forces (OPFOR) received orders to disrupt enemy passage-of-lines operations.

STANDARD: The OPFOR element delays or prevents enemy passage of lines. 1. Delays the passage. 2. Prevents the company from moving all personnel through the stationary unit. 3. Engages the main body of either the moving or the stationary unit.

TASK: Conduct a Raid (5-OPFOR-0004)

CONDITION: The opposing forces (OPFOR) element has occupied an objective rally point and has orders to conduct a raid on a combat service support (CSS) base.

STANDARD: The OPFOR element infiltrates the enemy's base and destroys all of the targets. 1. Surprises the enemy forces. 2. Assaults the support base and accomplishes the assigned tasks. 3. Destroys the specified equipment and supplies. 4. Avoids being decisively engaged. 5. Withdraws all personnel from the objective areas within the time prescribed. 6. Obtains all priority intelligence requirements (PIR) from the raid site. 7. Sustains only light casualties from enemy fire.

TASK: Conduct Sniper Operations (5-OPFOR-0006)

CONDITION: The opposing forces (OPFOR) element has assigned snipers (regular or irregular elements) in the enemy's rear area along the main supply route (MSR) and near support sites.

STANDARD: The OPFOR element kills or wounds targets. 1. Sets up a well-concealed location. 2. Engages vehicle drivers or personnel on foot with short bursts of semiautomatic fire. 3. Kills or wounds selected targets. 4. Prevents the position from being discovered by enemy forces. 5. Evacuates the area without being spotted. 6. Reports all specified priority intelligence requirements (PIR) and other intelligence requirements to the OPFOR headquarters (HQ).

TASK: Defend a Minefield (5-OPFOR-0023)

CONDITION: The enemy is conducting a minefield sweeping operation. The opposing forces (OPFOR) element has a minefield placed in the enemy's path. The minefield is under constant observation and fire.

STANDARD: The OPFOR element defends a minefield against an enemy element conducting a minefield sweeping operation. 1. Prevents the unit from detecting the obstacle. 2. Disrupts the minefield sweeping operation. 3. Prevents the unit from conducting the minefield sweeping operation, prevents the unit from moving all personnel through the breach or delays the completion of the minefield sweeping operation for more than 45 minutes.

TASK: Conduct Air Attacks (5-OPFOR-0002)

CONDITION: The opposing forces (OPFOR) element in the rear area has forwarded the positions of the enemy support sites or the locations of moving elements. The OPFOR aircraft have been dispatched to attack enemy installations or convoys.

STANDARD: The OPFOR element attempts to delay, disrupt, or damage the enemy targets by air. 1. Locates the target (support sites or convoys). 2. Makes attack runs on the designated targets. 3. Inflicts heavy damage to the selected target. 4. Sustains no loss of aircraft. 5. Delays moving the force for more than one hour.

TASK: Attack (5-OPFOR-0001)

CONDITION: The opposing forces (OPFOR) element has located the enemy. The priority intelligence requirements (PIR) and other intelligence requirements have been obtained by OPFOR patrols. The OPFOR element has automatic and antiarmor weapons and light mortars.

STANDARD: The OPFOR element attempts to seize the terrain, vehicles, or equipment. 1. Develops an attack plan. 2. Surprises the enemy unit's main body. 3. Initiates the attack using a scheme of maneuver that exploits the enemy's flanks, gaps, and weaknesses. 4. Uses covered and concealed routes to approach the enemy forces' flanks, gaps, or weakly held areas. 5. Employs indirect fire to support the attack. 6. Penetrates enemy defenses. 7. Destroys equipment and supplies. 8. Inflicts heavy casualties. 9. Isolates the combat service support (CSS) base by blocking reinforcements. 10. Forces enemy units to displace. 11. Avoids being fixed in one position. 12. Withdraws before the CSS base is reinforced with tactical combat forces.

TASK: Surrender to the Capturing Unit on the Battlefield (5-OPFOR-0024)

CONDITION: The enemy has captured the opposing forces (OPFOR) element's soldiers, documents, and equipment sensitive to the OPFOR tactical operations.

STANDARD: The OPFOR soldiers retain or destroy documents and equipment. The OPFOR element surrenders documents and equipment of no tactical use to the enemy and attempts to conceal or destroy items of tactical value. The OPFOR element attempts escape and evasion. 1. Prevents the successful capture of documents and equipment. 2. Destroys documents and equipment. 3. Removes identifying markings from equipment. 4. Removes unit-identifying insignia. 5. Provides misleading information. 6. Plans an escape. 7. Delays movement to the nearest collection point. 8. Prevents safeguarding of enemy prisoners of war (EPWs) in order to cause embarrassment to the United States (US).

TASK: Disrupt Assembly Area (AA) Activities (5-OPFOR-0013)

CONDITION: Intelligence reports indicate that platoon- and company-size enemy units are operating in the opposing forces (OPFOR) area of operations. Enemy units can defend from AAs with direct fire, antiarmor weapons, and indirect fire. The enemy has close air support (CAS) and nuclear, biological, and chemical (NBC) capabilities.

STANDARD: The OPFOR element locates and disrupts the enemy's AA activities. 1. Locates the element's AA. 2. Probes the AA with squad- or team-size elements. 3. Inflicts more than 5 percent casualties on the element. 4. Disrupts the element's preparations (prevents or delays beyond the element's allotted time).

TASK: Disrupt an Engineer Reconnaissance (5-OPFOR-0022)

CONDITION: The enemy is conducting an engineer reconnaissance. The opposing forces (OPFOR) element is positioned along the enemy's route.

STANDARD: The OPFOR element disrupts an engineer reconnaissance. 1. Prevents the unit from meeting its specified time schedule. 2. Forces the unit to deviate from its specified route. 3. Prevents the unit from accomplishing its assigned engineer reconnaissance. 4. Surprises the unit conducting the reconnaissance.

TASK: Conduct an Ambush (5-OPFOR-0007)

CONDITION: The enemy is moving in a convoy. The opposing forces (OPFOR) element is positioned along the enemy's route.

STANDARD: The OPFOR element inflicts casualties on the enemy and causes vehicle and equipment damage. 1. Prepares an ambush site before the element arrives. 2. Surprises march element forces. 3. Inflicts heavy casualties within the designated kill zone. 4. Inflicts heavy damage to vehicles and equipment within the designated kill zone. 5. Delays the march element from reaching a specified destination for a specified period of time. 6. Withdraws on order. 7. Sustains no casualties. 8. Reports actions to superiors.

TASK: Maintain Contact (5-OPFOR-0003)

CONDITION: The opposing forces (OPFOR) element is engaged with enemy base defense forces. The enemy forces are withdrawing under pressure.

STANDARD: The OPFOR element maintains enemy contact while the enemy withdraws. 1. Engages the enemy forces decisively. 2. Advances the OPFOR as the enemy forces withdraw. 3. Inflicts heavy casualties. 4. Captures the members of the enemy force. 5. Captures documents and equipment. 6. Safeguards captured documents, equipment, and personnel.

ELEMENTS: Two Float Bridge Platoon Headquarters
 Four Bridge Sections
 Two Bridge Support Sections
 Support Platoon Headquarters
 Augment

TASK: Conduct a Fixed-Bridge Site Reconnaissance (05-3-0403)
 (FM 5-34) (FM 3-34.343)

ITERATION: 1 2 3 4 5 M (Circle)

COMMANDER/LEADER ASSESSMENT: T P U (Circle)

CONDITIONS: The element receives an operation order (OPORD) to conduct a fixed-bridge site reconnaissance. The bridge will be in support of a lines of communications (LOC) sustainment operation. All necessary equipment is available. Some iterations of this task should be performed in MOPP4.

TASK STANDARDS: The element conducts the reconnaissance and identifies crossing sites with access/egress routes that can support the operation within the time specified in the OPORD. Locations are accurate within 10 meters. Measurements and dimensions are accurate within plus or minus 10 percent. The time required to perform this task is increased when conducting it in mission-oriented protection posture (MOPP) 4.

TASK STEPS AND PERFORMANCE MEASURES	GO	NO-GO
<ol style="list-style-type: none"> 1. *+The element leader plans the site reconnaissance. <ol style="list-style-type: none"> a. Conducted a map reconnaissance of the site. b. Selected the routes for movement to and from the site. c. Selected the rally points. 2. *+The element leader issues the operations order (OPORD) to the element. <ol style="list-style-type: none"> a. Assigned responsibilities and designated the far- and the near-bank reconnaissance teams. b. Designated the movement methods and the routes to and from the site. c. Described the action to be taken in the event of enemy contact. * 3. The element leader directs the movement to the site. <ol style="list-style-type: none"> a. Ensured that the element dismounted before arriving at the site, as required by the tactical situation. b. Ensured that the element displaced tactically. * 4. The element leader observes and records access route conditions, to include-- <ol style="list-style-type: none"> a. Overhead obstructions with clearances of less than 4.3 meters. b. Reductions in travel way width below 8 meters. c. Gradients (slopes) of 7 percent or greater. d. Curves having a radius of 25 meters or less. e. Road surface conditions. f. Existing obstacles such as road craters, mined areas, felled trees, or rubble. 5. The far-bank element conducts a far-bank reconnaissance. <ol style="list-style-type: none"> a. Determined the condition of various points that were identified during the map reconnaissance, to include-- <ol style="list-style-type: none"> (1) Bank heights. (2) Bank slopes. (3) Soil conditions. 		

TASK STEPS AND PERFORMANCE MEASURES	GO	NO-GO
<p>(4) Bank obstacles (natural or man-made).</p> <p>b. Estimated the gap width at the site.</p> <p>c. Determined the gap (wet) conditions in the vicinity of the crossing site, to include--</p> <p>(1) River depth at 3 meter intervals along the site.</p> <p>(2) Sandbars or other water obstacles.</p> <p>(3) General river bottom conditions.</p> <p>(4) Fluctuations in the river's current.</p> <p>d. Collected other information requested in the OPORD.</p> <p>e. Returned to the designed rally point.</p> <p>6. The near-bank element conducts a near-bank reconnaissance.</p> <p>a. Determined the condition of the near bank along various points. See Subtask 5a.</p> <p>b. Estimated the gap (wet) at the site.</p> <p>c. Measured the river's current velocity at the site.</p> <p>d. Collected other information requested in the OPORD.</p> <p>e. Returned to the designated rally point.</p> <p>7. *+The element leader receives the reconnaissance information from the team leader.</p> <p>a. Ensured that all required information was obtained.</p> <p>b. Disseminated all information to element members to increase the probability of its being passed on to the platoon leader.</p> <p>* 8. The element leader directs the movement from the site.</p> <p>a. Ensured that the element was displaced tactically.</p> <p>b. Directed the movement to subsequent sites as required by the OPORD.</p> <p>NOTE: Repeat Subtasks 2 through 7 until the mission is complete.</p> <p>c. Directed the return to the platoon assembly area (AA).</p> <p>* 9. The element leader submits his report to the platoon leader.</p> <p>a. Provided a sketch of each site, to include--</p> <p>(1) Bank heights and slopes.</p> <p>(2) A river bottom profile.</p> <p>(3) The estimated river width.</p> <p>b. Provided others information, including--</p> <p>(1) The river's current velocity.</p> <p>(2) Soil conditions.</p> <p>(3) Route conditions leading to and from the site.</p> <p>(4) Obstacles.</p> <p>NOTE: *+ indicates critical leader subtask.</p>		

TASK PERFORMANCE / EVALUATION SUMMARY BLOCK							
ITERATION	1	2	3	4	5	M	TOTAL
TOTAL TASK STEPS EVALUATED							
TOTAL TASK STEPS "GO"							
TRAINING STATUS "GO"/"NO-GO"							

"*" indicates a leader task step.

SUPPORTING INDIVIDUAL TASKS: NONE**SUPPORTING COLLECTIVE TASKS**

Task Number	Task Title
05-2-1218	Conduct Report Procedures
05-2-7008	Prepare an Operation Order (OPORD) (Company/Platoon)

OPFOR TASKS AND STANDARDS

TASK: Disrupt Enemy Movement and Operations Using Tactical Nuclear Weapons (5-OPFOR-0016)

CONDITION: The opposing forces (OPFOR) element has located the enemy. Priority intelligence requirements (PIR) and other intelligence requirements have been obtained by OPFOR patrols. Tactical nuclear weapons are employed against key locations in the rear area.

STANDARD: The OPFOR element disrupts enemy movement and operations. 1. Disrupts or delays the movement of the enemy's equipment and supplies to the forward areas. 2. Destroys enemy equipment and supplies. 3. Inflicts a high rate of nuclear casualties among the enemy forces. 4. Denies the enemy the use of specified areas. 5. Contaminates the enemy's equipment and supplies.

TASK: Disrupt a Route Reconnaissance (5-OPFOR-0021)

CONDITION: The enemy is conducting a route reconnaissance. The opposing forces (OPFOR) element is positioned along the enemy's route.

STANDARD: The OPFOR element attempts to disrupt a squad/section conducting a route reconnaissance. 1. Prevents the unit from meeting its specified time schedule. 2. Forces the unit to deviate from its specified route. 3. Prevents the unit from reaching its assigned destination. 4. Surprises the squad/section. 5. Inflicts casualties on the unit.

TASK: Disrupt a Net Control Station (NCS) (5-OPFOR-0019)

CONDITION: The enemy has established a NCS. The opposing forces (OPFOR) element has radio and jamming equipment.

STANDARD: The OPFOR element attempts to disrupt an NCS. 1. Attempts to locate the radio frequency that the unit is operating on. 2. Attempts to enter the radio net. 3. Attempts to issue "bogus" orders to a unit on the net. 4. Jams the radio frequency and forces the unit to go to an alternate frequency.

TASK: Disrupt Movement (5-OPFOR-0014)

CONDITION: The enemy is expected to move through the opposing forces (OPFOR) element's area of operations. The OPFOR element has received an operation order (OPORD) or fragmentary order (FRAGO) to disrupt enemy movement. The enemy has the capability to defend with direct fire and antiarmor weapons.

STANDARD: The OPFOR element delays enemy movement. 1. Delays the element. 2. Forces the element to deviate from its route. 3. Prevents the element from reaching its destination. 4. Surprises the element's main body.

TASK: Disrupt Defensive Preparations (5-OPFOR-0018)

CONDITION: The opposing forces (OPFOR) element has located the enemy. Priority intelligence requirements (PIR) and other intelligence requirements obtained by OPFOR patrols indicate that the enemy elements are establishing defensive positions. The OPFOR element has automatic and antiarmor weapons and light mortars.

STANDARD: The OPFOR element disrupts and delays the enemy's defensive preparations. 1. Locates and penetrates the enemy's security system. 2. Forces the enemy to delay defensive preparations. 3. Disrupts the enemy's obstacle preparations.

TASK: Surrender to the Capturing Unit on the Battlefield (5-OPFOR-0024)

CONDITION: The enemy has captured the opposing forces (OPFOR) element's soldiers, documents, and equipment sensitive to the OPFOR tactical operations.

STANDARD: The OPFOR soldiers retain or destroy documents and equipment. The OPFOR element surrenders documents and equipment of no tactical use to the enemy and attempts to conceal or destroy items of tactical value. The OPFOR element attempts escape and evasion. 1. Prevents the successful capture of documents and equipment. 2. Destroys documents and equipment. 3. Removes identifying markings from equipment. 4. Removes unit-identifying insignia. 5. Provides misleading information. 6. Plans an escape. 7. Delays movement to the nearest collection point. 8. Prevents safeguarding of enemy prisoners of war (EPWs) in order to cause embarrassment to the United States (US).

TASK: Disrupt Construction of Vehicle Fighting Positions (5-OPFOR-0020)

CONDITION: The opposing forces (OPFOR) element has located the enemy. The priority intelligence requirements (PIR) and other intelligence obtained by OPFOR patrols indicate the enemy is constructing vehicle fighting positions within its defensive area. The OPFOR element has automatic and antiarmor weapons and light mortars.

STANDARD: The OPFOR element attempts to disrupt the enemy's efforts to establish vehicle fighting positions. 1. Locates the defensive area. 2. Surprises the main body. 3. Penetrates the defensive area with squad-size probes. 4. Inflicts casualties on the unit. 5. Destroys vehicles. 6. Disrupts the unit's preparations (prevents or delays beyond the unit's allotted time).

TASK: Disrupt an Engineer Reconnaissance (5-OPFOR-0022)

CONDITION: The enemy is conducting an engineer reconnaissance. The opposing forces (OPFOR) element is positioned along the enemy's route.

STANDARD: The OPFOR element disrupts an engineer reconnaissance. 1. Prevents the unit from meeting its specified time schedule. 2. Forces the unit to deviate from its specified route. 3. Prevents the unit from accomplishing its assigned engineer reconnaissance. 4. Surprises the unit conducting the reconnaissance.

TASK: Defend a Minefield (5-OPFOR-0023)

CONDITION: The enemy is conducting a minefield sweeping operation. The opposing forces (OPFOR) element has a minefield placed in the enemy's path. The minefield is under constant observation and fire.

STANDARD: The OPFOR element defends a minefield against an enemy element conducting a minefield sweeping operation. 1. Prevents the unit from detecting the obstacle. 2. Disrupts the minefield sweeping operation. 3. Prevents the unit from conducting the minefield sweeping operation, prevents the unit from moving all personnel through the breach or delays the completion of the minefield sweeping operation for more than 45 minutes.

TASK: Disrupt Quartering Party Operations (5-OPFOR-0017)

CONDITION: The enemy is conducting quartering party operations. It has established an assembly area (AA) but has not moved in the main body.

STANDARD: The opposing forces (OPFOR) element attempts to disrupt quartering party operations and infiltrate the enemy's AA. 1. Locates the quartering party and the AA. 2. Surprises the main body. 3. Penetrates the AA with squad-size probes. 4. Inflicts personnel casualties and vehicle damage. 5. Disrupts the unit's preparations (prevents or delays beyond the unit's allotted time).

TASK: Disrupt Assembly Area (AA) Activities (5-OPFOR-0013)

CONDITION: Intelligence reports indicate that platoon- and company-size enemy units are operating in the opposing forces (OPFOR) area of operations. Enemy units can defend from AAs with direct fire, antiarmor weapons, and indirect fire. The enemy has close air support (CAS) and nuclear, biological, and chemical (NBC) capabilities.

STANDARD: The OPFOR element locates and disrupts the enemy's AA activities. 1. Locates the element's AA. 2. Probes the AA with squad- or team-size elements. 3. Inflicts more than 5 percent casualties on the element. 4. Disrupts the element's preparations (prevents or delays beyond the element's allotted time).

ELEMENTS: Two Float Bridge Platoon Headquarters
 Four Bridge Sections
 Two Bridge Support Sections
 Support Platoon Headquarters
 Two Site Support Sections

TASK: Conduct a River Crossing Site Reconnaissance (05-3-0404)
 (FM 5-34) (FM 3-34.2) (FM 5-170)

ITERATION: 1 2 3 4 5 M (Circle)

COMMANDER/LEADER ASSESSMENT: T P U (Circle)

CONDITIONS: The element receives an operation order (OPORD) to conduct a river reconnaissance. Digital units have performed functionality checks, and systems are operational. All necessary equipment is available. Some iterations of this task should be performed in MOPP4.

TASK STANDARDS: The element conducts the reconnaissance and identifies all missions that have a specific requirement and can support the operation within the time specified in the OPORD. Digital units send and receive reports via frequency-modulated (FM) or digital means. Locations are accurate within 10 meters. The measurements and dimensions are accurate within plus 10 percent. The time required to perform this task is increased when conducting it in mission-oriented protection posture (MOPP) 4.

TASK STEPS AND PERFORMANCE MEASURES	GO	NO-GO
<p>* 1. The element leader plans the river reconnaissance. NOTE: Digital units have the ability to conduct steps a-c through the Army Battle Command System (ABCS).</p> <ul style="list-style-type: none"> a. Conducted a map reconnaissance of the river. b. Selected the routes for movement to and from the river. c. Selected the rally points (RPs). <p>2. The element leader issues the OPORD to the elements.</p> <ul style="list-style-type: none"> a. Assigned the element's responsibilities and designated the far- and near-shore reconnaissance elements. b. Designated the movement methods and routes to and from the river. c. Described what actions should be taken in the event of any enemy contact. <p>* 3. The element leader directs the movement to the river.</p> <ul style="list-style-type: none"> a. Ensured that the element dismounted before arriving at the river as required by the tactical situation. b. Ensured that the element displaced tactically. <p>4. The element leader observes and records the access-route conditions to include the--</p> <ul style="list-style-type: none"> a. Overhead obstructions having a clearance of less than 4.3 meters. b. Reductions in the travel-way width below 18 meters. c. Gradients (slopes) of 7 percent or greater. d. Curves having a radius of 25.15 meters or less. e. Conditions of road surfaces. f. Obstacles that existed; for example, the road craters, mined areas, felled trees, or rubble. <p>5. The far-shore reconnaissance element conducts a reconnaissance.</p> <ul style="list-style-type: none"> a. Determined the condition of various points that were identified during the map reconnaissance to include the-- 		

TASK STEPS AND PERFORMANCE MEASURES	GO	NO-GO
<p>(1) Bank heights. (2) Bank slopes. (3) Soil conditions. (4) Bank obstacles that were natural or man-made.</p> <p>b. Estimated the gap width at the river. c. Determined the wet-gap conditions in the vicinity of the river crossing to include the-- (1) River depth at 3.05-meter intervals along the river. (2) Sandbars or other water obstacles. (3) Bottom conditions. (4) River current fluctuations. d. Collected any other information requested in the OPORD. e. Returned to the RP designated by the element leader.</p> <p>6. The near-bank element conducts a reconnaissance. a. Determined the condition of the near bank along various points. See Subtask 5a. b. Estimated the wet gap at the river. c. Measured the current velocity at the river. d. Collected any other information requested in the element leader's orders. e. Returned to the designated RP.</p> <p>7. The element leader receives the reconnaissance information from the element. a. Ensured that all required information was obtained. b. Disseminated all information to the element members.</p> <p>* 8. The element leader directs movement from the river. a. Ensured that the element displaced tactically. b. Directed movement to subsequent rivers as required by the OPORD. Repeated Subtasks 2-7 until the mission was completed. c. Directed the return to the element's assembly area (AA).</p> <p>* 9. The element leader submits the report to the platoon leader. a. Provided a sketch of each river to include the-- (1) Bank heights and slopes. (2) River-bottom profile. (3) River-width estimate. b. Provided other information to include the-- (1) Current velocity. (2) Soil conditions. (3) Route conditions leading to and from the river. (4) Obstacles.</p> <p>NOTE: Digital units submit reports or hard copy (Department of the Army [DA]) forms according to the unit's tactical standing operating procedure (TACSOP).</p>		

TASK PERFORMANCE / EVALUATION SUMMARY BLOCK							
ITERATION	1	2	3	4	5	M	TOTAL
TOTAL TASK STEPS EVALUATED							
TOTAL TASK STEPS "GO"							
TRAINING STATUS "GO"/"NO-GO"							

"*" indicates a leader task step.

SUPPORTING INDIVIDUAL TASKS

Task Number	Task Title
052-196-2002	Determine the Radius of Curves
052-196-2004	Determine Stream Velocity
052-196-3065	Prepare a Route Reconnaissance Overlay
071-326-5505	Issue an Oral Operation Order

SUPPORTING COLLECTIVE TASKS

Task Number	Task Title
05-1-1391	Request a Standard Topographic Product
05-2-1218	Conduct Report Procedures
05-2-7008	Prepare an Operation Order (OPORD) (Company/Platoon)
05-3-0404	Conduct a River Crossing Site Reconnaissance
05-3-0407	Perform an Engineer Reconnaissance

OPFOR TASKS AND STANDARDS

TASK: Conduct an Ambush (5-OPFOR-0007)

CONDITION: The enemy is moving in a convoy. The opposing forces (OPFOR) element is positioned along the enemy's route.

STANDARD: The OPFOR element inflicts casualties on the enemy and causes vehicle and equipment damage. 1. Prepares an ambush site before the element arrives. 2. Surprises march element forces. 3. Inflicts heavy casualties within the designated kill zone. 4. Inflicts heavy damage to vehicles and equipment within the designated kill zone. 5. Delays the march element from reaching a specified destination for a specified period of time. 6. Withdraws on order. 7. Sustains no casualties. 8. Reports actions to superiors.

TASK: Disrupt a Route Reconnaissance (5-OPFOR-0021)

CONDITION: The enemy is conducting a route reconnaissance. The opposing forces (OPFOR) element is positioned along the enemy's route.

STANDARD: The OPFOR element attempts to disrupt a squad/section conducting a route reconnaissance. 1. Prevents the unit from meeting its specified time schedule. 2. Forces the unit to deviate from its specified route. 3. Prevents the unit from reaching its assigned destination. 4. Surprises the squad/section. 5. Inflicts casualties on the unit.

TASK: Conduct Sniper Operations (5-OPFOR-0006)

CONDITION: The opposing forces (OPFOR) element has assigned snipers (regular or irregular elements) in the enemy's rear area along the main supply route (MSR) and near support sites.

STANDARD: The OPFOR element kills or wounds targets. 1. Sets up a well-concealed location. 2. Engages vehicle drivers or personnel on foot with short bursts of semiautomatic fire. 3. Kills or wounds selected targets. 4. Prevents the position from being discovered by enemy forces. 5. Evacuates the area without being spotted. 6. Reports all specified priority intelligence requirements (PIR) and other intelligence requirements to the OPFOR headquarters (HQ).

TASK: Conduct a Raid (5-OPFOR-0004)

CONDITION: The opposing forces (OPFOR) element has occupied an objective rally point and has orders to conduct a raid on a combat service support (CSS) base.

STANDARD: The OPFOR element infiltrates the enemy's base and destroys all of the targets. 1. Surprises the enemy forces. 2. Assaults the support base and accomplishes the assigned tasks. 3. Destroys the specified equipment and supplies. 4. Avoids being decisively engaged. 5. Withdraws all personnel from the objective areas within the time prescribed. 6. Obtains all priority intelligence requirements (PIR) from the raid site. 7. Sustains only light casualties from enemy fire.

TASK: Defeat Obstacles (5-OPFOR-0009)

CONDITION: The opposing forces (OPFOR) element encounters an obstacle that blocks the avenue of approach as it advances upon the enemy forces.

STANDARD: The OPFOR element bypasses or breaches the enemy obstacle. 1. Detects the obstacle before halting its main body. 2. Defeats the obstacle. a. Bypasses the obstacle without entering the engagement areas. b. Breaches the obstacle within 45 minutes and passes its entire force through the obstacle. 3. Does not incur degradation to the point that the mission must be discontinued.

TASK: Disrupt Movement (5-OPFOR-0014)

CONDITION: The enemy is expected to move through the opposing forces (OPFOR) element's area of operations. The OPFOR element has received an operation order (OPORD) or fragmentary order (FRAGO) to disrupt enemy movement. The enemy has the capability to defend with direct fire and antiarmor weapons.

STANDARD: The OPFOR element delays enemy movement. 1. Delays the element. 2. Forces the element to deviate from its route. 3. Prevents the element from reaching its destination. 4. Surprises the element's main body.

TASK: Surrender to the Capturing Unit on the Battlefield (5-OPFOR-0024)

CONDITION: The enemy has captured the opposing forces (OPFOR) element's soldiers, documents, and equipment sensitive to the OPFOR tactical operations.

STANDARD: The OPFOR soldiers retain or destroy documents and equipment. The OPFOR element surrenders documents and equipment of no tactical use to the enemy and attempts to conceal or destroy items of tactical value. The OPFOR element attempts escape and evasion. 1. Prevents the successful capture of documents and equipment. 2. Destroys documents and equipment. 3. Removes identifying markings from equipment. 4. Removes unit-identifying insignia. 5. Provides misleading information. 6. Plans an escape. 7. Delays movement to the nearest collection point. 8. Prevents safeguarding of enemy prisoners of war (EPWs) in order to cause embarrassment to the United States (US).

TASK: Conduct an Attack (5-OPFOR-0008)

CONDITION: The enemy is conducting tactical operations. The opposing forces (OPFOR) element receives orders to attack the enemy, the area of occupation, or the main supply route (MSR) with smoke.

STANDARD: The OPFOR element disrupts the enemy's movement and smoke operations. 1. Determines the delivery method of the smoke attack. 2. Locates the target. 3. Delivers the smoke attack downwind. 4. Attacks the enemy with smoke, and surge attacks when the enemy responds to the smoke.

TASK: Disrupt a Net Control Station (NCS) (5-OPFOR-0019)

CONDITION: The enemy has established a NCS. The opposing forces (OPFOR) element has radio and jamming equipment.

STANDARD: The OPFOR element attempts to disrupt an NCS. 1. Attempts to locate the radio frequency that the unit is operating on. 2. Attempts to enter the radio net. 3. Attempts to issue "bogus" orders to a unit on the net. 4. Jams the radio frequency and forces the unit to go to an alternate frequency.

TASK: Disrupt Construction of Vehicle Fighting Positions (5-OPFOR-0020)

CONDITION: The opposing forces (OPFOR) element has located the enemy. The priority intelligence requirements (PIR) and other intelligence obtained by OPFOR patrols indicate the enemy is constructing vehicle fighting positions within its defensive area. The OPFOR element has automatic and antiarmor weapons and light mortars.

STANDARD: The OPFOR element attempts to disrupt the enemy's efforts to establish vehicle fighting positions. 1. Locates the defensive area. 2. Surprises the main body. 3. Penetrates the defensive area with squad-size probes. 4. Inflicts casualties on the unit. 5. Destroys vehicles. 6. Disrupts the unit's preparations (prevents or delays beyond the unit's allotted time).

TASK: Disrupt an Engineer Reconnaissance (5-OPFOR-0022)

CONDITION: The enemy is conducting an engineer reconnaissance. The opposing forces (OPFOR) element is positioned along the enemy's route.

STANDARD: The OPFOR element disrupts an engineer reconnaissance. 1. Prevents the unit from meeting its specified time schedule. 2. Forces the unit to deviate from its specified route. 3. Prevents the unit from accomplishing its assigned engineer reconnaissance. 4. Surprises the unit conducting the reconnaissance.

TASK: Conduct an Aerial Reconnaissance (5-OPFOR-0010)

CONDITION: The opposing forces (OPFOR) headquarters (HQ) element requires intelligence on the locations and identification of enemy elements. An aircraft is dispatched to take photographs and make a visual inspection of the enemy rear area.

STANDARD: The OPFOR element gathers photograph intelligence of the enemy. 1. Photographs the assigned sectors. 2. Makes quick visual checks where the ceiling is low. 3. Locates enemy positions in the area, particularly support and storage bases, and command and control (C2) facilities. 4. Sustains no loss of aircraft. 5. Reports priority intelligence requirements (PIR) and other information requirements to the OPFOR HQ.

TASK: Conduct Terrorist and Saboteur Attacks (5-OPFOR-0005)

CONDITION: The opposing forces (OPFOR) element dispatches small teams into the enemy's rear area to disrupt combat service support (CSS) operations.

STANDARD: The enemy sustains disrupted command and control (C2), destroyed equipment and supplies, and light casualties. 1. Locates rear support bases and C2 facilities. 2. Delays and disrupts CSS operations through probes. 3. Infiltrates CSS bases to conduct sabotage and terrorist activities. 4. Inflicts light casualties. 5. Destroys supplies and equipment.

TASK: Defend a Minefield (5-OPFOR-0023)

CONDITION: The enemy is conducting a minefield sweeping operation. The opposing forces (OPFOR) element has a minefield placed in the enemy's path. The minefield is under constant observation and fire.

STANDARD: The OPFOR element defends a minefield against an enemy element conducting a minefield sweeping operation. 1. Prevents the unit from detecting the obstacle. 2. Disrupts the minefield sweeping operation. 3. Prevents the unit from conducting the minefield sweeping operation, prevents the unit from moving all personnel through the breach or delays the completion of the minefield sweeping operation for more than 45 minutes.

TASK: Disrupt Defensive Preparations (5-OPFOR-0018)

CONDITION: The opposing forces (OPFOR) element has located the enemy. Priority intelligence requirements (PIR) and other intelligence requirements obtained by OPFOR patrols indicate that the enemy elements are establishing defensive positions. The OPFOR element has automatic and antiarmor weapons and light mortars.

STANDARD: The OPFOR element disrupts and delays the enemy's defensive preparations. 1. Locates and penetrates the enemy's security system. 2. Forces the enemy to delay defensive preparations. 3. Disrupts the enemy's obstacle preparations.

TASK: Disrupt Quartering Party Operations (5-OPFOR-0017)

CONDITION: The enemy is conducting quartering party operations. It has established an assembly area (AA) but has not moved in the main body.

STANDARD: The opposing forces (OPFOR) element attempts to disrupt quartering party operations and infiltrate the enemy's AA. 1. Locates the quartering party and the AA. 2. Surprises the main body. 3. Penetrates the AA with squad-size probes. 4. Inflicts personnel casualties and vehicle damage. 5. Disrupts the unit's preparations (prevents or delays beyond the unit's allotted time).

TASK: Disrupt Enemy Movement and Operations Using Tactical Nuclear Weapons (5-OPFOR-0016)

CONDITION: The opposing forces (OPFOR) element has located the enemy. Priority intelligence requirements (PIR) and other intelligence requirements have been obtained by OPFOR patrols. Tactical nuclear weapons are employed against key locations in the rear area.

STANDARD: The OPFOR element disrupts enemy movement and operations. 1. Disrupts or delays the movement of the enemy's equipment and supplies to the forward areas. 2. Destroys enemy equipment and supplies. 3. Inflicts a high rate of nuclear casualties among the enemy forces. 4. Denies the enemy the use of specified areas. 5. Contaminates the enemy's equipment and supplies.

TASK: Disrupt Enemy Movement and Operations Using Persistent and Nonpersistent Chemical Weapons (5-OPFOR-0015)

CONDITION: The opposing forces (OPFOR) element has located the enemy. Priority intelligence requirements (PIR) and other intelligence requirements have been obtained by OPFOR patrols. The OPFOR units deliver chemical agents, by means of conventional artillery weapons or aircraft, along selected supply routes and key bases in the rear area.

STANDARD: The OPFOR element disrupts enemy movement and operations using persistent and nonpersistent chemical weapons. 1. Delivers chemical agents in low and densely wooded areas. 2. Delays the movement of enemy supplies and equipment to the forward areas. 3. Restricts the movement of the enemy units in the rear area. 4. Channels the movement of enemy units into predesignated ambush areas. 5. Contaminates enemy supplies and equipment. 6. Inflicts a high rate of casualties on enemy forces.

TASK: Counter Passage of Lines (5-OPFOR-0012)

CONDITION: Enemy forces are in defensive positions, but they are expected to attempt passage-of-lines operations. The opposing forces (OPFOR) received orders to disrupt enemy passage-of-lines operations.

STANDARD: The OPFOR element delays or prevents enemy passage of lines. 1. Delays the passage. 2. Prevents the company from moving all personnel through the stationary unit. 3. Engages the main body of either the moving or the stationary unit.

TASK: Conduct Air Attacks (5-OPFOR-0002)

CONDITION: The opposing forces (OPFOR) element in the rear area has forwarded the positions of the enemy support sites or the locations of moving elements. The OPFOR aircraft have been dispatched to attack enemy installations or convoys.

STANDARD: The OPFOR element attempts to delay, disrupt, or damage the enemy targets by air. 1. Locates the target (support sites or convoys). 2. Makes attack runs on the designated targets. 3. Inflicts heavy damage to the selected target. 4. Sustains no loss of aircraft. 5. Delays moving the force for more than one hour.

TASK: Attack (5-OPFOR-0001)

CONDITION: The opposing forces (OPFOR) element has located the enemy. The priority intelligence requirements (PIR) and other intelligence requirements have been obtained by OPFOR patrols. The OPFOR element has automatic and antiarmor weapons and light mortars.

STANDARD: The OPFOR element attempts to seize the terrain, vehicles, or equipment. 1. Develops an attack plan. 2. Surprises the enemy unit's main body. 3. Initiates the attack using a scheme of maneuver that exploits the enemy's flanks, gaps, and weaknesses. 4. Uses covered and concealed routes to approach the enemy forces' flanks, gaps, or weakly held areas. 5. Employs indirect fire to support the attack. 6. Penetrates enemy defenses. 7. Destroys equipment and supplies. 8. Inflicts heavy casualties. 9. Isolates the combat service support (CSS) base by blocking reinforcements. 10. Forces enemy units to displace. 11. Avoids being fixed in one position. 12. Withdraws before the CSS base is reinforced with tactical combat forces.

TASK: Disrupt Assembly Area (AA) Activities (5-OPFOR-0013)

CONDITION: Intelligence reports indicate that platoon- and company-size enemy units are operating in the opposing forces (OPFOR) area of operations. Enemy units can defend from AAs with direct fire, antiarmor weapons, and indirect fire. The enemy has close air support (CAS) and nuclear, biological, and chemical (NBC) capabilities.

STANDARD: The OPFOR element locates and disrupts the enemy's AA activities. 1. Locates the element's AA. 2. Probes the AA with squad- or team-size elements. 3. Inflicts more than 5 percent casualties on the element. 4. Disrupts the element's preparations (prevents or delays beyond the element's allotted time).

TASK: Maintain Contact (5-OPFOR-0003)

CONDITION: The opposing forces (OPFOR) element is engaged with enemy base defense forces. The enemy forces are withdrawing under pressure.

STANDARD: The OPFOR element maintains enemy contact while the enemy withdraws. 1. Engages the enemy forces decisively. 2. Advances the OPFOR as the enemy forces withdraw. 3. Inflicts heavy casualties. 4. Captures the members of the enemy force. 5. Captures documents and equipment. 6. Safeguards captured documents, equipment, and personnel.

ELEMENTS: Two Float Bridge Platoon Headquarters
 Four Bridge Sections
 Two Bridge Support Sections
 Support Platoon Headquarters
 Maintenance and Equipment Section
 Two Site Support Sections

TASK: Process Captured Documents and Equipment (19-3-3105.05-T01A)
 (FM 3-19.40 (FM 19-40))

ITERATION: 1 2 3 4 5 M (Circle)

COMMANDER/LEADER ASSESSMENT: T P U (Circle)

CONDITIONS: The enemy's equipment and documents have been captured. Some iterations of this task should be performed in MOPP4.

TASK STANDARDS: The element processes all captured equipment and documents based on disposition instructions and within the time standards established by higher headquarters (HQ). The time required to perform this task is increased when conducting it in mission-oriented protection posture (MOPP) 4.

TASK STEPS AND PERFORMANCE MEASURES	GO	NO-GO
<ol style="list-style-type: none"> 1. The element tags all captured equipment and documents. <ol style="list-style-type: none"> a. Described the type of equipment and documents, such as maps, photos, rifles, and radios. b. Annotated the date and time of capture. c. Provided the place (grid coordinates) of capture. d. Noted the capturing unit. e. Furnished the circumstances of the capture. f. Identified the prisoner's name on the tag, if the items were taken from the enemy prisoners of war (EPWs). * 2. The element leader reports the capture of equipment and documents to higher HQ. <ol style="list-style-type: none"> a. Described the type of equipment and documents. b. Stated the date and time of capture. c. Identified the capturing unit. d. Furnished the place (grid coordinates) of the capture. * 3. The element leader disposes of the equipment and documents according to the guidance received from higher HQ. <ol style="list-style-type: none"> a. Destroyed, secured, evacuated, or abandoned the equipment. b. Evacuated the documents through the chain of command to intelligence personnel. 		

TASK PERFORMANCE / EVALUATION SUMMARY BLOCK							
ITERATION	1	2	3	4	5	M	TOTAL
TOTAL TASK STEPS EVALUATED							
TOTAL TASK STEPS "GO"							
TRAINING STATUS "GO"/"NO-GO"							

"*" indicates a leader task step.

SUPPORTING INDIVIDUAL TASKS: NONE

SUPPORTING COLLECTIVE TASKS: NONE

OPFOR TASKS AND STANDARDS

TASK: Disrupt a Route Reconnaissance (5-OPFOR-0021)

CONDITION: The enemy is conducting a route reconnaissance. The opposing forces (OPFOR) element is positioned along the enemy's route.

STANDARD: The OPFOR element attempts to disrupt a squad/section conducting a route reconnaissance. 1. Prevents the unit from meeting its specified time schedule. 2. Forces the unit to deviate from its specified route. 3. Prevents the unit from reaching its assigned destination. 4. Surprises the squad/section. 5. Inflicts casualties on the unit.

TASK: Conduct an Attack (5-OPFOR-0008)

CONDITION: The enemy is conducting tactical operations. The opposing forces (OPFOR) element receives orders to attack the enemy, the area of occupation, or the main supply route (MSR) with smoke.

STANDARD: The OPFOR element disrupts the enemy's movement and smoke operations. 1. Determines the delivery method of the smoke attack. 2. Locates the target. 3. Delivers the smoke attack downwind. 4. Attacks the enemy with smoke, and surge attacks when the enemy responds to the smoke.

TASK: Conduct a Raid (5-OPFOR-0004)

CONDITION: The opposing forces (OPFOR) element has occupied an objective rally point and has orders to conduct a raid on a combat service support (CSS) base.

STANDARD: The OPFOR element infiltrates the enemy's base and destroys all of the targets. 1. Surprises the enemy forces. 2. Assaults the support base and accomplishes the assigned tasks. 3. Destroys the specified equipment and supplies. 4. Avoids being decisively engaged. 5. Withdraws all personnel from the objective areas within the time prescribed. 6. Obtains all priority intelligence requirements (PIR) from the raid site. 7. Sustains only light casualties from enemy fire.

TASK: Conduct an Aerial Reconnaissance (5-OPFOR-0010)

CONDITION: The opposing forces (OPFOR) headquarters (HQ) element requires intelligence on the locations and identification of enemy elements. An aircraft is dispatched to take photographs and make a visual inspection of the enemy rear area.

STANDARD: The OPFOR element gathers photograph intelligence of the enemy. 1. Photographs the assigned sectors. 2. Makes quick visual checks where the ceiling is low. 3. Locates enemy positions in the area, particularly support and storage bases, and command and control (C2) facilities. 4. Sustains no loss of aircraft. 5. Reports priority intelligence requirements (PIR) and other information requirements to the OPFOR HQ.

TASK: Defeat Obstacles (5-OPFOR-0009)

CONDITION: The opposing forces (OPFOR) element encounters an obstacle that blocks the avenue of approach as it advances upon the enemy forces.

STANDARD: The OPFOR element bypasses or breaches the enemy obstacle. 1. Detects the obstacle before halting its main body. 2. Defeats the obstacle. a. Bypasses the obstacle without entering the engagement areas. b. Breaches the obstacle within 45 minutes and passes its entire force through the obstacle. 3. Does not incur degradation to the point that the mission must be discontinued.

TASK: Disrupt Construction of Vehicle Fighting Positions (5-OPFOR-0020)

CONDITION: The opposing forces (OPFOR) element has located the enemy. The priority intelligence requirements (PIR) and other intelligence obtained by OPFOR patrols indicate the enemy is constructing vehicle fighting positions within its defensive area. The OPFOR element has automatic and antiarmor weapons and light mortars.

STANDARD: The OPFOR element attempts to disrupt the enemy's efforts to establish vehicle fighting positions. 1. Locates the defensive area. 2. Surprises the main body. 3. Penetrates the defensive area with squad-size probes. 4. Inflicts casualties on the unit. 5. Destroys vehicles. 6. Disrupts the unit's preparations (prevents or delays beyond the unit's allotted time).

TASK: Disrupt an Engineer Reconnaissance (5-OPFOR-0022)

CONDITION: The enemy is conducting an engineer reconnaissance. The opposing forces (OPFOR) element is positioned along the enemy's route.

STANDARD: The OPFOR element disrupts an engineer reconnaissance. 1. Prevents the unit from meeting its specified time schedule. 2. Forces the unit to deviate from its specified route. 3. Prevents the unit from accomplishing its assigned engineer reconnaissance. 4. Surprises the unit conducting the reconnaissance.

TASK: Defend a Minefield (5-OPFOR-0023)

CONDITION: The enemy is conducting a minefield sweeping operation. The opposing forces (OPFOR) element has a minefield placed in the enemy's path. The minefield is under constant observation and fire.

STANDARD: The OPFOR element defends a minefield against an enemy element conducting a minefield sweeping operation. 1. Prevents the unit from detecting the obstacle. 2. Disrupts the minefield sweeping operation. 3. Prevents the unit from conducting the minefield sweeping operation, prevents the unit from moving all personnel through the breach or delays the completion of the minefield sweeping operation for more than 45 minutes.

TASK: Conduct Terrorist and Saboteur Attacks (5-OPFOR-0005)

CONDITION: The opposing forces (OPFOR) element dispatches small teams into the enemy's rear area to disrupt combat service support (CSS) operations.

STANDARD: The enemy sustains disrupted command and control (C2), destroyed equipment and supplies, and light casualties. 1. Locates rear support bases and C2 facilities. 2. Delays and disrupts CSS operations through probes. 3. Infiltrates CSS bases to conduct sabotage and terrorist activities. 4. Inflicts light casualties. 5. Destroys supplies and equipment.

TASK: Conduct Sniper Operations (5-OPFOR-0006)

CONDITION: The opposing forces (OPFOR) element has assigned snipers (regular or irregular elements) in the enemy's rear area along the main supply route (MSR) and near support sites.

STANDARD: The OPFOR element kills or wounds targets. 1. Sets up a well-concealed location. 2. Engages vehicle drivers or personnel on foot with short bursts of semiautomatic fire. 3. Kills or wounds selected targets. 4. Prevents the position from being discovered by enemy forces. 5. Evacuates the area without being spotted. 6. Reports all specified priority intelligence requirements (PIR) and other intelligence requirements to the OPFOR headquarters (HQ).

TASK: Maintain Contact (5-OPFOR-0003)

CONDITION: The opposing forces (OPFOR) element is engaged with enemy base defense forces. The enemy forces are withdrawing under pressure.

STANDARD: The OPFOR element maintains enemy contact while the enemy withdraws. 1. Engages the enemy forces decisively. 2. Advances the OPFOR as the enemy forces withdraw. 3. Inflicts heavy casualties. 4. Captures the members of the enemy force. 5. Captures documents and equipment. 6. Safeguards captured documents, equipment, and personnel.

TASK: Conduct an Ambush (5-OPFOR-0007)

CONDITION: The enemy is moving in a convoy. The opposing forces (OPFOR) element is positioned along the enemy's route.

STANDARD: The OPFOR element inflicts casualties on the enemy and causes vehicle and equipment damage. 1. Prepares an ambush site before the element arrives. 2. Surprises march element forces. 3. Inflicts heavy casualties within the designated kill zone. 4. Inflicts heavy damage to vehicles and equipment within the designated kill zone. 5. Delays the march element from reaching a specified destination for a specified period of time. 6. Withdraws on order. 7. Sustains no casualties. 8. Reports actions to superiors.

TASK: Surrender to the Capturing Unit on the Battlefield (5-OPFOR-0024)

CONDITION: The enemy has captured the opposing forces (OPFOR) element's soldiers, documents, and equipment sensitive to the OPFOR tactical operations.

STANDARD: The OPFOR soldiers retain or destroy documents and equipment. The OPFOR element surrenders documents and equipment of no tactical use to the enemy and attempts to conceal or destroy items of tactical value. The OPFOR element attempts escape and evasion. 1. Prevents the successful capture of documents and equipment. 2. Destroys documents and equipment. 3. Removes identifying markings from equipment. 4. Removes unit-identifying insignia. 5. Provides misleading information. 6. Plans an escape. 7. Delays movement to the nearest collection point. 8. Prevents safeguarding of enemy prisoners of war (EPWs) in order to cause embarrassment to the United States (US).

TASK: Disrupt a Net Control Station (NCS) (5-OPFOR-0019)

CONDITION: The enemy has established a NCS. The opposing forces (OPFOR) element has radio and jamming equipment.

STANDARD: The OPFOR element attempts to disrupt an NCS. 1. Attempts to locate the radio frequency that the unit is operating on. 2. Attempts to enter the radio net. 3. Attempts to issue "bogus" orders to a unit on the net. 4. Jams the radio frequency and forces the unit to go to an alternate frequency.

TASK: Disrupt Defensive Preparations (5-OPFOR-0018)

CONDITION: The opposing forces (OPFOR) element has located the enemy. Priority intelligence requirements (PIR) and other intelligence requirements obtained by OPFOR patrols indicate that the enemy elements are establishing defensive positions. The OPFOR element has automatic and antiarmor weapons and light mortars.

STANDARD: The OPFOR element disrupts and delays the enemy's defensive preparations. 1. Locates and penetrates the enemy's security system. 2. Forces the enemy to delay defensive preparations. 3. Disrupts the enemy's obstacle preparations.

TASK: Disrupt Enemy Movement and Operations Using Tactical Nuclear Weapons (5-OPFOR-0016)

CONDITION: The opposing forces (OPFOR) element has located the enemy. Priority intelligence requirements (PIR) and other intelligence requirements have been obtained by OPFOR patrols. Tactical nuclear weapons are employed against key locations in the rear area.

STANDARD: The OPFOR element disrupts enemy movement and operations. 1. Disrupts or delays the movement of the enemy's equipment and supplies to the forward areas. 2. Destroys enemy equipment and supplies. 3. Inflicts a high rate of nuclear casualties among the enemy forces. 4. Denies the enemy the use of specified areas. 5. Contaminates the enemy's equipment and supplies.

TASK: Disrupt Quartering Party Operations (5-OPFOR-0017)

CONDITION: The enemy is conducting quartering party operations. It has established an assembly area (AA) but has not moved in the main body.

STANDARD: The opposing forces (OPFOR) element attempts to disrupt quartering party operations and infiltrate the enemy's AA. 1. Locates the quartering party and the AA. 2. Surprises the main body. 3. Penetrates the AA with squad-size probes. 4. Inflicts personnel casualties and vehicle damage. 5. Disrupts the unit's preparations (prevents or delays beyond the unit's allotted time).

TASK: Disrupt Enemy Movement and Operations Using Persistent and Nonpersistent Chemical Weapons (5-OPFOR-0015)

CONDITION: The opposing forces (OPFOR) element has located the enemy. Priority intelligence requirements (PIR) and other intelligence requirements have been obtained by OPFOR patrols. The OPFOR units deliver chemical agents, by means of conventional artillery weapons or aircraft, along selected supply routes and key bases in the rear area.

STANDARD: The OPFOR element disrupts enemy movement and operations using persistent and nonpersistent chemical weapons. 1. Delivers chemical agents in low and densely wooded areas. 2. Delays the movement of enemy supplies and equipment to the forward areas. 3. Restricts the movement of the enemy units in the rear area. 4. Channels the movement of enemy units into predesignated ambush areas. 5. Contaminates enemy supplies and equipment. 6. Inflicts a high rate of casualties on enemy forces.

TASK: Disrupt Movement (5-OPFOR-0014)

CONDITION: The enemy is expected to move through the opposing forces (OPFOR) element's area of operations. The OPFOR element has received an operation order (OPORD) or fragmentary order (FRAGO) to disrupt enemy movement. The enemy has the capability to defend with direct fire and antiarmor weapons.

STANDARD: The OPFOR element delays enemy movement. 1. Delays the element. 2. Forces the element to deviate from its route. 3. Prevents the element from reaching its destination. 4. Surprises the element's main body.

TASK: Counter Passage of Lines (5-OPFOR-0012)

CONDITION: Enemy forces are in defensive positions, but they are expected to attempt passage-of-lines operations. The opposing forces (OPFOR) received orders to disrupt enemy passage-of-lines operations.

STANDARD: The OPFOR element delays or prevents enemy passage of lines. 1. Delays the passage. 2. Prevents the company from moving all personnel through the stationary unit. 3. Engages the main body of either the moving or the stationary unit.

TASK: Disrupt Assembly Area (AA) Activities (5-OPFOR-0013)

CONDITION: Intelligence reports indicate that platoon- and company-size enemy units are operating in the opposing forces (OPFOR) area of operations. Enemy units can defend from AAs with direct fire, antiarmor weapons, and indirect fire. The enemy has close air support (CAS) and nuclear, biological, and chemical (NBC) capabilities.

STANDARD: The OPFOR element locates and disrupts the enemy's AA activities. 1. Locates the element's AA. 2. Probes the AA with squad- or team-size elements. 3. Inflicts more than 5 percent casualties on the element. 4. Disrupts the element's preparations (prevents or delays beyond the element's allotted time).

TASK: Attack (5-OPFOR-0001)

CONDITION: The opposing forces (OPFOR) element has located the enemy. The priority intelligence requirements (PIR) and other intelligence requirements have been obtained by OPFOR patrols. The OPFOR element has automatic and antiarmor weapons and light mortars.

STANDARD: The OPFOR element attempts to seize the terrain, vehicles, or equipment. 1. Develops an attack plan. 2. Surprises the enemy unit's main body. 3. Initiates the attack using a scheme of maneuver that exploits the enemy's flanks, gaps, and weaknesses. 4. Uses covered and concealed routes to approach the enemy forces' flanks, gaps, or weakly held areas. 5. Employs indirect fire to support the attack. 6. Penetrates enemy defenses. 7. Destroys equipment and supplies. 8. Inflicts heavy casualties. 9. Isolates the combat service support (CSS) base by blocking reinforcements. 10. Forces enemy units to displace. 11. Avoids being fixed in one position. 12. Withdraws before the CSS base is reinforced with tactical combat forces.

TASK: Conduct Air Attacks (5-OPFOR-0002)

CONDITION: The opposing forces (OPFOR) element in the rear area has forwarded the positions of the enemy support sites or the locations of moving elements. The OPFOR aircraft have been dispatched to attack enemy installations or convoys.

STANDARD: The OPFOR element attempts to delay, disrupt, or damage the enemy targets by air. 1. Locates the target (support sites or convoys). 2. Makes attack runs on the designated targets. 3. Inflicts heavy damage to the selected target. 4. Sustains no loss of aircraft. 5. Delays moving the force for more than one hour.

- ELEMENTS:** Company Headquarters
 Two Float Bridge Platoon Headquarters
 Four Bridge Sections
 Two Bridge Support Sections
 Support Platoon Headquarters
 Maintenance and Equipment Section
 Two Site Support Sections
 Augment

TASK: Maintain Operations Security (OPSEC) (71-2-0332.05-T01A)
 (AR 530-1) (AR 380-5) (FM 24-33)
 (FM 24-35) (FM 24-35-1) (FM 3-19.30)
 (FM 34-60)

ITERATION: 1 2 3 4 5 M (Circle)

COMMANDER/LEADER ASSESSMENT: T P U (Circle)

CONDITIONS: The element is operating where the enemy can detect it. The enemy can employ electronic warfare (EW) measures and air and ground reconnaissance elements. It can also use the local populace and enemy intelligence agencies. Some iterations of this task should be performed in MOPP4.

TASK STANDARDS: The element prevents the enemy from learning its strength, dispositions, intentions, and any essential elements of friendly information (EEFI) or surprising its main body. The time required to perform this task is increased when conducting it in mission-oriented protection posture (MOPP) 4.

TASK STEPS AND PERFORMANCE MEASURES	GO	NO-GO
<p>* 1. Leaders check or perform information security measures.</p> <ul style="list-style-type: none"> a. Disseminated the information on a need-to-know basis. b. Prohibited fraternization with civilians, as applicable. c. Conducted alerts, deployment preparations, and loading operations to minimize detection. d. Ensured that maps contained only the minimum-essential information. e. Conducted inspections and gave briefings to ensure that personnel did not carry any details of military activities in their personal materials, such as letters, diaries, notes, drawings, sketches, or photographs. f. Sanitized all planning areas and positions before departure. <p>2. The element performs camouflage discipline.</p> <ul style="list-style-type: none"> a. Used natural concealment and camouflage materials, whenever possible, to prevent ground or air observation. b. Moved on covered and concealed routes. c. Covered all reflective surfaces and unit markings with nonreflective material, such as cloth, mud, or a camouflage stick. d. Covered or removed all vehicle markings. <p>3. The element camouflages individual positions and equipment to prevent detection from 35 meters or greater and camouflages vehicles to prevent detection from 100 meters or greater.</p> <ul style="list-style-type: none"> a. Ensured that the foliage was not stripped near the unit's position. b. Camouflaged earth berms. c. Ensured that the camouflage nets were properly erected. d. Avoided crossing near footpaths, trails, and roads. e. Erased any tracks leading into the positions. 		

TASK STEPS AND PERFORMANCE MEASURES	GO	NO-GO
<p>f. Ensured that vehicles that were parked in the shadows were moved as the shadows shifted.</p> <p>g. Replaced and replenished the camouflage, as needed.</p> <p>h. Avoided movement in the area to prevent ground and air detection.</p> <p>4. The element employs and the company's net control station (NCS) enforces communications security (COMSEC).</p> <p>a. Enforced signal operation instructions (SOI) and signal supplemental instructions (SSI) procedures, such as challenges, authentications decoding, and call signs and frequencies and ensured that the monitored traffic did not reveal information to the enemy.</p> <p>b. Employed approved radiotelephone operator (RATELO) procedures.</p> <p>c. Followed COMSEC procedures, such as keeping transmissions short, using the lowest possible power settings, using directional antennas, changing transmission patterns, and maintaining radio silence.</p> <p>d. Followed procedures for operations during jamming.</p> <p>e. Made maximum use of the messenger and wire service.</p> <p>f. Used visual signals according to the unit's standing operating procedure (SOP).</p> <p>5. The element employs physical security measures.</p> <p>a. Employed observation posts (OPs).</p> <p>b. Employed counterreconnaissance patrols.</p> <p>c. Followed stand-to procedures.</p> <p>d. Employed mines and obstacles, when permitted.</p> <p>e. Tied in with adjacent units for coordination and fire.</p> <p>f. Used the challenge and password.</p> <p>g. Limited access into the unit's area.</p> <p>h. Safeguarded weapons, ammunition, sensitive items, and classified documents.</p> <p>i. Picked up litter.</p> <p>j. Employed air guards.</p> <p>* 6. All leaders enforce noise and light discipline.</p>		

TASK PERFORMANCE / EVALUATION SUMMARY BLOCK							
ITERATION	1	2	3	4	5	M	TOTAL
TOTAL TASK STEPS EVALUATED							
TOTAL TASK STEPS "GO"							
TRAINING STATUS "GO"/"NO-GO"							

"*" indicates a leader task step.

SUPPORTING INDIVIDUAL TASKS

Task Number	Task Title
071-325-4425	Employ an M18A1Claymore Mine
071-325-4426	Recover an M18A1Claymore Mine
071-331-0801	Challenge Persons Entering Your Area
071-331-0815	Practice Noise, Light, and Litter Discipline

SUPPORTING COLLECTIVE TASKS: NONE**OPFOR TASKS AND STANDARDS**

TASK: Surrender to the Capturing Unit on the Battlefield (5-OPFOR-0024)

CONDITION: The enemy has captured the opposing forces (OPFOR) element's soldiers, documents, and equipment sensitive to the OPFOR tactical operations.

STANDARD: The OPFOR soldiers retain or destroy documents and equipment. The OPFOR element surrenders documents and equipment of no tactical use to the enemy and attempts to conceal or destroy items of tactical value. The OPFOR element attempts escape and evasion. 1. Prevents the successful capture of documents and equipment. 2. Destroys documents and equipment. 3. Removes identifying markings from equipment. 4. Removes unit-identifying insignia. 5. Provides misleading information. 6. Plans an escape. 7. Delays movement to the nearest collection point. 8. Prevents safeguarding of enemy prisoners of war (EPWs) in order to cause embarrassment to the United States (US).

TASK: Disrupt a Route Reconnaissance (5-OPFOR-0021)

CONDITION: The enemy is conducting a route reconnaissance. The opposing forces (OPFOR) element is positioned along the enemy's route.

STANDARD: The OPFOR element attempts to disrupt a squad/section conducting a route reconnaissance. 1. Prevents the unit from meeting its specified time schedule. 2. Forces the unit to deviate from its specified route. 3. Prevents the unit from reaching its assigned destination. 4. Surprises the squad/section. 5. Inflicts casualties on the unit.

TASK: Conduct an Attack (5-OPFOR-0008)

CONDITION: The enemy is conducting tactical operations. The opposing forces (OPFOR) element receives orders to attack the enemy, the area of occupation, or the main supply route (MSR) with smoke.

STANDARD: The OPFOR element disrupts the enemy's movement and smoke operations. 1. Determines the delivery method of the smoke attack. 2. Locates the target. 3. Delivers the smoke attack downwind. 4. Attacks the enemy with smoke, and surge attacks when the enemy responds to the smoke.

TASK: Conduct a Raid (5-OPFOR-0004)

CONDITION: The opposing forces (OPFOR) element has occupied an objective rally point and has orders to conduct a raid on a combat service support (CSS) base.

STANDARD: The OPFOR element infiltrates the enemy's base and destroys all of the targets. 1. Surprises the enemy forces. 2. Assaults the support base and accomplishes the assigned tasks. 3. Destroys the specified equipment and supplies. 4. Avoids being decisively engaged. 5. Withdraws all personnel from the objective areas within the time prescribed. 6. Obtains all priority intelligence requirements (PIR) from the raid site. 7. Sustains only light casualties from enemy fire.

TASK: Conduct an Aerial Reconnaissance (5-OPFOR-0010)

CONDITION: The opposing forces (OPFOR) headquarters (HQ) element requires intelligence on the locations and identification of enemy elements. An aircraft is dispatched to take photographs and make a visual inspection of the enemy rear area.

STANDARD: The OPFOR element gathers photograph intelligence of the enemy. 1. Photographs the assigned sectors. 2. Makes quick visual checks where the ceiling is low. 3. Locates enemy positions in the area, particularly support and storage bases, and command and control (C2) facilities. 4. Sustains no loss of aircraft. 5. Reports priority intelligence requirements (PIR) and other information requirements to the OPFOR HQ.

TASK: Defeat Obstacles (5-OPFOR-0009)

CONDITION: The opposing forces (OPFOR) element encounters an obstacle that blocks the avenue of approach as it advances upon the enemy forces.

STANDARD: The OPFOR element bypasses or breaches the enemy obstacle. 1. Detects the obstacle before halting its main body. 2. Defeats the obstacle. a. Bypasses the obstacle without entering the engagement areas. b. Breaches the obstacle within 45 minutes and passes its entire force through the obstacle. 3. Does not incur degradation to the point that the mission must be discontinued.

TASK: Disrupt Construction of Vehicle Fighting Positions (5-OPFOR-0020)

CONDITION: The opposing forces (OPFOR) element has located the enemy. The priority intelligence requirements (PIR) and other intelligence obtained by OPFOR patrols indicate the enemy is constructing vehicle fighting positions within its defensive area. The OPFOR element has automatic and antiarmor weapons and light mortars.

STANDARD: The OPFOR element attempts to disrupt the enemy's efforts to establish vehicle fighting positions. 1. Locates the defensive area. 2. Surprises the main body. 3. Penetrates the defensive area with squad-size probes. 4. Inflicts casualties on the unit. 5. Destroys vehicles. 6. Disrupts the unit's preparations (prevents or delays beyond the unit's allotted time).

TASK: Disrupt an Engineer Reconnaissance (5-OPFOR-0022)

CONDITION: The enemy is conducting an engineer reconnaissance. The opposing forces (OPFOR) element is positioned along the enemy's route.

STANDARD: The OPFOR element disrupts an engineer reconnaissance. 1. Prevents the unit from meeting its specified time schedule. 2. Forces the unit to deviate from its specified route. 3. Prevents the unit from accomplishing its assigned engineer reconnaissance. 4. Surprises the unit conducting the reconnaissance.

TASK: Defend a Minefield (5-OPFOR-0023)

CONDITION: The enemy is conducting a minefield sweeping operation. The opposing forces (OPFOR) element has a minefield placed in the enemy's path. The minefield is under constant observation and fire.

STANDARD: The OPFOR element defends a minefield against an enemy element conducting a minefield sweeping operation. 1. Prevents the unit from detecting the obstacle. 2. Disrupts the minefield sweeping operation. 3. Prevents the unit from conducting the minefield sweeping operation, prevents the unit from moving all personnel through the breach or delays the completion of the minefield sweeping operation for more than 45 minutes.

TASK: Conduct Terrorist and Saboteur Attacks (5-OPFOR-0005)

CONDITION: The opposing forces (OPFOR) element dispatches small teams into the enemy's rear area to disrupt combat service support (CSS) operations.

STANDARD: The enemy sustains disrupted command and control (C2), destroyed equipment and supplies, and light casualties. 1. Locates rear support bases and C2 facilities. 2. Delays and disrupts CSS operations through probes. 3. Infiltrates CSS bases to conduct sabotage and terrorist activities. 4. Inflicts light casualties. 5. Destroys supplies and equipment.

TASK: Conduct Sniper Operations (5-OPFOR-0006)

CONDITION: The opposing forces (OPFOR) element has assigned snipers (regular or irregular elements) in the enemy's rear area along the main supply route (MSR) and near support sites.

STANDARD: The OPFOR element kills or wounds targets. 1. Sets up a well-concealed location. 2. Engages vehicle drivers or personnel on foot with short bursts of semiautomatic fire. 3. Kills or wounds selected targets. 4. Prevents the position from being discovered by enemy forces. 5. Evacuates the area without being spotted. 6. Reports all specified priority intelligence requirements (PIR) and other intelligence requirements to the OPFOR headquarters (HQ).

TASK: Maintain Contact (5-OPFOR-0003)

CONDITION: The opposing forces (OPFOR) element is engaged with enemy base defense forces. The enemy forces are withdrawing under pressure.

STANDARD: The OPFOR element maintains enemy contact while the enemy withdraws. 1. Engages the enemy forces decisively. 2. Advances the OPFOR as the enemy forces withdraw. 3. Inflicts heavy casualties. 4. Captures the members of the enemy force. 5. Captures documents and equipment. 6. Safeguards captured documents, equipment, and personnel.

TASK: Conduct an Ambush (5-OPFOR-0007)

CONDITION: The enemy is moving in a convoy. The opposing forces (OPFOR) element is positioned along the enemy's route.

STANDARD: The OPFOR element inflicts casualties on the enemy and causes vehicle and equipment damage. 1. Prepares an ambush site before the element arrives. 2. Surprises march element forces. 3. Inflicts heavy casualties within the designated kill zone. 4. Inflicts heavy damage to vehicles and equipment within the designated kill zone. 5. Delays the march element from reaching a specified destination for a specified period of time. 6. Withdraws on order. 7. Sustains no casualties. 8. Reports actions to superiors.

TASK: Disrupt a Net Control Station (NCS) (5-OPFOR-0019)

CONDITION: The enemy has established a NCS. The opposing forces (OPFOR) element has radio and jamming equipment.

STANDARD: The OPFOR element attempts to disrupt an NCS. 1. Attempts to locate the radio frequency that the unit is operating on. 2. Attempts to enter the radio net. 3. Attempts to issue "bogus" orders to a unit on the net. 4. Jams the radio frequency and forces the unit to go to an alternate frequency.

TASK: Disrupt Defensive Preparations (5-OPFOR-0018)

CONDITION: The opposing forces (OPFOR) element has located the enemy. Priority intelligence requirements (PIR) and other intelligence requirements obtained by OPFOR patrols indicate that the enemy elements are establishing defensive positions. The OPFOR element has automatic and antiarmor weapons and light mortars.

STANDARD: The OPFOR element disrupts and delays the enemy's defensive preparations. 1. Locates and penetrates the enemy's security system. 2. Forces the enemy to delay defensive preparations. 3. Disrupts the enemy's obstacle preparations.

TASK: Disrupt Enemy Movement and Operations Using Tactical Nuclear Weapons (5-OPFOR-0016)

CONDITION: The opposing forces (OPFOR) element has located the enemy. Priority intelligence requirements (PIR) and other intelligence requirements have been obtained by OPFOR patrols. Tactical nuclear weapons are employed against key locations in the rear area.

STANDARD: The OPFOR element disrupts enemy movement and operations. 1. Disrupts or delays the movement of the enemy's equipment and supplies to the forward areas. 2. Destroys enemy equipment and supplies. 3. Inflicts a high rate of nuclear casualties among the enemy forces. 4. Denies the enemy the use of specified areas. 5. Contaminates the enemy's equipment and supplies.

TASK: Disrupt Quarters Party Operations (5-OPFOR-0017)

CONDITION: The enemy is conducting quarters party operations. It has established an assembly area (AA) but has not moved in the main body.

STANDARD: The opposing forces (OPFOR) element attempts to disrupt quarters party operations and infiltrate the enemy's AA. 1. Locates the quarters party and the AA. 2. Surprises the main body. 3. Penetrates the AA with squad-size probes. 4. Inflicts personnel casualties and vehicle damage. 5. Disrupts the unit's preparations (prevents or delays beyond the unit's allotted time).

TASK: Disrupt Enemy Movement and Operations Using Persistent and Nonpersistent Chemical Weapons (5-OPFOR-0015)

CONDITION: The opposing forces (OPFOR) element has located the enemy. Priority intelligence requirements (PIR) and other intelligence requirements have been obtained by OPFOR patrols. The OPFOR units deliver chemical agents, by means of conventional artillery weapons or aircraft, along selected supply routes and key bases in the rear area.

STANDARD: The OPFOR element disrupts enemy movement and operations using persistent and nonpersistent chemical weapons. 1. Delivers chemical agents in low and densely wooded areas. 2. Delays the movement of enemy supplies and equipment to the forward areas. 3. Restricts the movement of the enemy units in the rear area. 4. Channels the movement of enemy units into predesignated ambush areas. 5. Contaminates enemy supplies and equipment. 6. Inflicts a high rate of casualties on enemy forces.

TASK: Disrupt Movement (5-OPFOR-0014)

CONDITION: The enemy is expected to move through the opposing forces (OPFOR) element's area of operations. The OPFOR element has received an operation order (OPORD) or fragmentary order (FRAGO) to disrupt enemy movement. The enemy has the capability to defend with direct fire and antiarmor weapons.

STANDARD: The OPFOR element delays enemy movement. 1. Delays the element. 2. Forces the element to deviate from its route. 3. Prevents the element from reaching its destination. 4. Surprises the element's main body.

TASK: Counter Passage of Lines (5-OPFOR-0012)

CONDITION: Enemy forces are in defensive positions, but they are expected to attempt passage-of-lines operations. The opposing forces (OPFOR) received orders to disrupt enemy passage-of-lines operations.

STANDARD: The OPFOR element delays or prevents enemy passage of lines. 1. Delays the passage. 2. Prevents the company from moving all personnel through the stationary unit. 3. Engages the main body of either the moving or the stationary unit.

TASK: Disrupt Assembly Area (AA) Activities (5-OPFOR-0013)

CONDITION: Intelligence reports indicate that platoon- and company-size enemy units are operating in the opposing forces (OPFOR) area of operations. Enemy units can defend from AAs with direct fire, antiarmor weapons, and indirect fire. The enemy has close air support (CAS) and nuclear, biological, and chemical (NBC) capabilities.

STANDARD: The OPFOR element locates and disrupts the enemy's AA activities. 1. Locates the element's AA. 2. Probes the AA with squad- or team-size elements. 3. Inflicts more than 5 percent casualties on the element. 4. Disrupts the element's preparations (prevents or delays beyond the element's allotted time).

TASK: Attack (5-OPFOR-0001)

CONDITION: The opposing forces (OPFOR) element has located the enemy. The priority intelligence requirements (PIR) and other intelligence requirements have been obtained by OPFOR patrols. The OPFOR element has automatic and antiarmor weapons and light mortars.

STANDARD: The OPFOR element attempts to seize the terrain, vehicles, or equipment. 1. Develops an attack plan. 2. Surprises the enemy unit's main body. 3. Initiates the attack using a scheme of maneuver that exploits the enemy's flanks, gaps, and weaknesses. 4. Uses covered and concealed routes to approach the enemy forces' flanks, gaps, or weakly held areas. 5. Employs indirect fire to support the attack. 6. Penetrates enemy defenses. 7. Destroys equipment and supplies. 8. Inflicts heavy casualties. 9. Isolates the combat service support (CSS) base by blocking reinforcements. 10. Forces enemy units to displace. 11. Avoids being fixed in one position. 12. Withdraws before the CSS base is reinforced with tactical combat forces.

TASK: Conduct Air Attacks (5-OPFOR-0002)

CONDITION: The opposing forces (OPFOR) element in the rear area has forwarded the positions of the enemy support sites or the locations of moving elements. The OPFOR aircraft have been dispatched to attack enemy installations or convoys.

STANDARD: The OPFOR element attempts to delay, disrupt, or damage the enemy targets by air. 1. Locates the target (support sites or convoys). 2. Makes attack runs on the designated targets. 3. Inflicts heavy damage to the selected target. 4. Sustains no loss of aircraft. 5. Delays moving the force for more than one hour.

- ELEMENTS:** Support Platoon Headquarters
 Two Float Bridge Platoon Headquarters
 Two Bridge Support Sections
 Augment
 Company Headquarters
 Two Site Support Sections
 Four Bridge Sections

TASK: Provide Support for Mobility Operations (05-2-0125)
 (FM 3-34.2)

ITERATION: 1 2 3 4 5 M (Circle)

COMMANDER/LEADER ASSESSMENT: T P U (Circle)

CONDITIONS: The company has received a mobility support plan from the brigade engineer section that defines the mobility support requirements for the brigade combat team (BCT). The company is either operating as a single element or distributed throughout the brigade area by platoons and mobility support sections. Authorized equipment and personnel are available. The company may conduct elements of this task simultaneously, under both hostile and permissive environments. The enemy (any person, organization, agency, or situation that is, will be, or could be an obstacle to accomplishing the mission) can attack with mounted or dismounted forces; close air support (CAS); indirect fire; or nuclear, biological, and chemical (NBC) weapons. The unit has guidance provided by the rules of engagement (ROE) and from mission instructions, such as the peace mandate terms of reference, the Status of Forces Agreement (SOFA), and rules of interaction (ROI). Coalition partners, civilians, government agencies, nongovernmental organizations, private voluntary organizations, and local and international media may be in the area and influencing operations. The task is conducted under all environmental conditions, day or night, to support company operations. Some iterations of this task should be performed in MOPP4.

TASK STANDARDS: Provide support for mobility operations, ensuring the safety of equipment and personnel at all times. Analyze the operation order (OPORD)/fragmentary order (FRAGO) to determine all specified and implied actions required to complete the mission. The time required to perform this task is increased when conducting it in mission-oriented protection posture (MOPP) 4.

TASK STEPS AND PERFORMANCE MEASURES	GO	NO-GO
* 1. Unit leaders conduct troop-leading procedures. 2. The unit analyzes the support mission. a. Identified the type of equipment and number of personnel needed. b. Issued a warning order to soldiers. c. Determined the type of mobility support mission, such as-- (1) Support an engineer reconnaissance. (2) Conduct a gap crossing. (3) Conduct minesweeping/clearing operations. (4) Support breaching operations. (5) Maintain combat roads and trails. 3. The unit coordinates with the supported unit. a. Identified equipment/personnel requirements. b. Identified the support requirements. c. Identified the date, time, and location of equipment support (if required). d. Coordinated for transportation of equipment/personnel. e. Coordinated for movement within the supported unit area. 4. The unit provides support.		

TASK STEPS AND PERFORMANCE MEASURES	GO	NO-GO
a. Planned and directed an engineer reconnaissance to accomplish the reconnaissance objectives established by the brigade or supported unit. b. Planned and supported gap crossing operations by constructing bridges and controlling movement within the crossing area. c. Planned and conducted minesweeping/clearing operations to ensure that the mobility of the brigade was according to the route priorities established by the brigade or supported unit. d. Planned and supported breaching operations by the brigade or supported unit. e. Planned and executed the maintenance and limited construction of combat roads and trails within company resources and identified equipment/personnel shortfalls to the brigade or supported unit.		

TASK PERFORMANCE / EVALUATION SUMMARY BLOCK							
ITERATION	1	2	3	4	5	M	TOTAL
TOTAL TASK STEPS EVALUATED							
TOTAL TASK STEPS "GO"							
TRAINING STATUS "GO"/"NO-GO"							

"*" indicates a leader task step.

SUPPORTING INDIVIDUAL TASKS

Task Number	Task Title
052-192-3060	Conduct a Breach of a Minefield
052-192-3177	Supervise Mine Clearing Line Charge (MICLIC) Operations

SUPPORTING COLLECTIVE TASKS

Task Number	Task Title
05-1-0600	Support a River-Crossing Operation
05-2-0006	Plan Combat Trail Construction
05-2-0006.05-R01D	PERFORM COMBAT TRAIL CONSTRUCTION AND CLEARING
05-2-0111	Conduct Enemy or Unobserved Minefield Clearing Operations
05-2-0408	Plan and Direct an Engineer Reconnaissance
05-2-0600	Support a River Crossing Operation
05-3-0114	Conduct Breaching Operations
05-3-0118	Conduct Minesweeping Operations
05-3-0617	Construct a Link-Reinforced Medium Girder Bridge (MGB)
05-3-1018	Conduct Troop-Leading Procedures

OPFOR TASKS AND STANDARDS

TASK: Defeat Obstacles (5-OPFOR-0009)

CONDITION: The opposing forces (OPFOR) element encounters an obstacle that blocks the avenue of approach as it advances upon the enemy forces.

STANDARD: The OPFOR element bypasses or breaches the enemy obstacle. 1. Detects the obstacle before halting its main body. 2. Defeats the obstacle. a. Bypasses the obstacle without entering the engagement areas. b. Breaches the obstacle within 45 minutes and passes its entire force through the obstacle. 3. Does not incur degradation to the point that the mission must be discontinued.

TASK: Conduct an Attack (5-OPFOR-0008)

CONDITION: The enemy is conducting tactical operations. The opposing forces (OPFOR) element receives orders to attack the enemy, the area of occupation, or the main supply route (MSR) with smoke.

STANDARD: The OPFOR element disrupts the enemy's movement and smoke operations. 1. Determines the delivery method of the smoke attack. 2. Locates the target. 3. Delivers the smoke attack downwind. 4. Attacks the enemy with smoke, and surge attacks when the enemy responds to the smoke.

TASK: Disrupt a Route Reconnaissance (5-OPFOR-0021)

CONDITION: The enemy is conducting a route reconnaissance. The opposing forces (OPFOR) element is positioned along the enemy's route.

STANDARD: The OPFOR element attempts to disrupt a squad/section conducting a route reconnaissance. 1. Prevents the unit from meeting its specified time schedule. 2. Forces the unit to deviate from its specified route. 3. Prevents the unit from reaching its assigned destination. 4. Surprises the squad/section. 5. Inflicts casualties on the unit.

TASK: Conduct Terrorist and Saboteur Attacks (5-OPFOR-0005)

CONDITION: The opposing forces (OPFOR) element dispatches small teams into the enemy's rear area to disrupt combat service support (CSS) operations.

STANDARD: The enemy sustains disrupted command and control (C2), destroyed equipment and supplies, and light casualties. 1. Locates rear support bases and C2 facilities. 2. Delays and disrupts CSS operations through probes. 3. Infiltrates CSS bases to conduct sabotage and terrorist activities. 4. Inflicts light casualties. 5. Destroys supplies and equipment.

TASK: Disrupt a Net Control Station (NCS) (5-OPFOR-0019)

CONDITION: The enemy has established a NCS. The opposing forces (OPFOR) element has radio and jamming equipment.

STANDARD: The OPFOR element attempts to disrupt an NCS. 1. Attempts to locate the radio frequency that the unit is operating on. 2. Attempts to enter the radio net. 3. Attempts to issue "bogus" orders to a unit on the net. 4. Jams the radio frequency and forces the unit to go to an alternate frequency.

TASK: Disrupt Construction of Vehicle Fighting Positions (5-OPFOR-0020)

CONDITION: The opposing forces (OPFOR) element has located the enemy. The priority intelligence requirements (PIR) and other intelligence obtained by OPFOR patrols indicate the enemy is constructing vehicle fighting positions within its defensive area. The OPFOR element has automatic and antiarmor weapons and light mortars.

STANDARD: The OPFOR element attempts to disrupt the enemy's efforts to establish vehicle fighting positions. 1. Locates the defensive area. 2. Surprises the main body. 3. Penetrates the defensive area with squad-size probes. 4. Inflicts casualties on the unit. 5. Destroys vehicles. 6. Disrupts the unit's preparations (prevents or delays beyond the unit's allotted time).

TASK: Conduct an Aerial Reconnaissance (5-OPFOR-0010)

CONDITION: The opposing forces (OPFOR) headquarters (HQ) element requires intelligence on the locations and identification of enemy elements. An aircraft is dispatched to take photographs and make a visual inspection of the enemy rear area.

STANDARD: The OPFOR element gathers photograph intelligence of the enemy. 1. Photographs the assigned sectors. 2. Makes quick visual checks where the ceiling is low. 3. Locates enemy positions in the area, particularly support and storage bases, and command and control (C2) facilities. 4. Sustains no loss of aircraft. 5. Reports priority intelligence requirements (PIR) and other information requirements to the OPFOR HQ.

TASK: Disrupt Defensive Preparations (5-OPFOR-0018)

CONDITION: The opposing forces (OPFOR) element has located the enemy. Priority intelligence requirements (PIR) and other intelligence requirements obtained by OPFOR patrols indicate that the enemy elements are establishing defensive positions. The OPFOR element has automatic and antiarmor weapons and light mortars.

STANDARD: The OPFOR element disrupts and delays the enemy's defensive preparations. 1. Locates and penetrates the enemy's security system. 2. Forces the enemy to delay defensive preparations. 3. Disrupts the enemy's obstacle preparations.

TASK: Disrupt Quartering Party Operations (5-OPFOR-0017)

CONDITION: The enemy is conducting quartering party operations. It has established an assembly area (AA) but has not moved in the main body.

STANDARD: The opposing forces (OPFOR) element attempts to disrupt quartering party operations and infiltrate the enemy's AA. 1. Locates the quartering party and the AA. 2. Surprises the main body. 3. Penetrates the AA with squad-size probes. 4. Inflicts personnel casualties and vehicle damage. 5. Disrupts the unit's preparations (prevents or delays beyond the unit's allotted time).

TASK: Disrupt Movement (5-OPFOR-0014)

CONDITION: The enemy is expected to move through the opposing forces (OPFOR) element's area of operations. The OPFOR element has received an operation order (OPORD) or fragmentary order (FRAGO) to disrupt enemy movement. The enemy has the capability to defend with direct fire and antiarmor weapons.

STANDARD: The OPFOR element delays enemy movement. 1. Delays the element. 2. Forces the element to deviate from its route. 3. Prevents the element from reaching its destination. 4. Surprises the element's main body.

TASK: Disrupt Enemy Movement and Operations Using Persistent and Nonpersistent Chemical Weapons (5-OPFOR-0015)

CONDITION: The opposing forces (OPFOR) element has located the enemy. Priority intelligence requirements (PIR) and other intelligence requirements have been obtained by OPFOR patrols. The OPFOR units deliver chemical agents, by means of conventional artillery weapons or aircraft, along selected supply routes and key bases in the rear area.

STANDARD: The OPFOR element disrupts enemy movement and operations using persistent and nonpersistent chemical weapons. 1. Delivers chemical agents in low and densely wooded areas. 2. Delays the movement of enemy supplies and equipment to the forward areas. 3. Restricts the movement of the enemy units in the rear area. 4. Channels the movement of enemy units into predesignated ambush areas. 5. Contaminates enemy supplies and equipment. 6. Inflicts a high rate of casualties on enemy forces.

TASK: Disrupt Enemy Movement and Operations Using Tactical Nuclear Weapons (5-OPFOR-0016)

CONDITION: The opposing forces (OPFOR) element has located the enemy. Priority intelligence requirements (PIR) and other intelligence requirements have been obtained by OPFOR patrols. Tactical nuclear weapons are employed against key locations in the rear area.

STANDARD: The OPFOR element disrupts enemy movement and operations. 1. Disrupts or delays the movement of the enemy's equipment and supplies to the forward areas. 2. Destroys enemy equipment and supplies. 3. Inflicts a high rate of nuclear casualties among the enemy forces. 4. Denies the enemy the use of specified areas. 5. Contaminates the enemy's equipment and supplies.

TASK: Counter Passage of Lines (5-OPFOR-0012)

CONDITION: Enemy forces are in defensive positions, but they are expected to attempt passage-of-lines operations. The opposing forces (OPFOR) received orders to disrupt enemy passage-of-lines operations.

STANDARD: The OPFOR element delays or prevents enemy passage of lines. 1. Delays the passage. 2. Prevents the company from moving all personnel through the stationary unit. 3. Engages the main body of either the moving or the stationary unit.

TASK: Conduct a Raid (5-OPFOR-0004)

CONDITION: The opposing forces (OPFOR) element has occupied an objective rally point and has orders to conduct a raid on a combat service support (CSS) base.

STANDARD: The OPFOR element infiltrates the enemy's base and destroys all of the targets. 1. Surprises the enemy forces. 2. Assaults the support base and accomplishes the assigned tasks. 3. Destroys the specified equipment and supplies. 4. Avoids being decisively engaged. 5. Withdraws all personnel from the objective areas within the time prescribed. 6. Obtains all priority intelligence requirements (PIR) from the raid site. 7. Sustains only light casualties from enemy fire.

TASK: Conduct Sniper Operations (5-OPFOR-0006)

CONDITION: The opposing forces (OPFOR) element has assigned snipers (regular or irregular elements) in the enemy's rear area along the main supply route (MSR) and near support sites.

STANDARD: The OPFOR element kills or wounds targets. 1. Sets up a well-concealed location. 2. Engages vehicle drivers or personnel on foot with short bursts of semiautomatic fire. 3. Kills or wounds selected targets. 4. Prevents the position from being discovered by enemy forces. 5. Evacuates the area without being spotted. 6. Reports all specified priority intelligence requirements (PIR) and other intelligence requirements to the OPFOR headquarters (HQ).

TASK: Defend a Minefield (5-OPFOR-0023)

CONDITION: The enemy is conducting a minefield sweeping operation. The opposing forces (OPFOR) element has a minefield placed in the enemy's path. The minefield is under constant observation and fire.

STANDARD: The OPFOR element defends a minefield against an enemy element conducting a minefield sweeping operation. 1. Prevents the unit from detecting the obstacle. 2. Disrupts the minefield sweeping operation. 3. Prevents the unit from conducting the minefield sweeping operation, prevents the unit from moving all personnel through the breach or delays the completion of the minefield sweeping operation for more than 45 minutes.

TASK: Conduct Air Attacks (5-OPFOR-0002)

CONDITION: The opposing forces (OPFOR) element in the rear area has forwarded the positions of the enemy support sites or the locations of moving elements. The OPFOR aircraft have been dispatched to attack enemy installations or convoys.

STANDARD: The OPFOR element attempts to delay, disrupt, or damage the enemy targets by air. 1. Locates the target (support sites or convoys). 2. Makes attack runs on the designated targets. 3. Inflicts heavy damage to the selected target. 4. Sustains no loss of aircraft. 5. Delays moving the force for more than one hour.

TASK: Attack (5-OPFOR-0001)

CONDITION: The opposing forces (OPFOR) element has located the enemy. The priority intelligence requirements (PIR) and other intelligence requirements have been obtained by OPFOR patrols. The OPFOR element has automatic and antiarmor weapons and light mortars.

STANDARD: The OPFOR element attempts to seize the terrain, vehicles, or equipment. 1. Develops an attack plan. 2. Surprises the enemy unit's main body. 3. Initiates the attack using a scheme of maneuver that exploits the enemy's flanks, gaps, and weaknesses. 4. Uses covered and concealed routes to approach the enemy forces' flanks, gaps, or weakly held areas. 5. Employs indirect fire to support the attack. 6. Penetrates enemy defenses. 7. Destroys equipment and supplies. 8. Inflicts heavy casualties. 9. Isolates the combat service support (CSS) base by blocking reinforcements. 10. Forces enemy units to displace. 11. Avoids being fixed in one position. 12. Withdraws before the CSS base is reinforced with tactical combat forces.

TASK: Surrender to the Capturing Unit on the Battlefield (5-OPFOR-0024)

CONDITION: The enemy has captured the opposing forces (OPFOR) element's soldiers, documents, and equipment sensitive to the OPFOR tactical operations.

STANDARD: The OPFOR soldiers retain or destroy documents and equipment. The OPFOR element surrenders documents and equipment of no tactical use to the enemy and attempts to conceal or destroy items of tactical value. The OPFOR element attempts escape and evasion. 1. Prevents the successful capture of documents and equipment. 2. Destroys documents and equipment. 3. Removes identifying markings from equipment. 4. Removes unit-identifying insignia. 5. Provides misleading information. 6. Plans an escape. 7. Delays movement to the nearest collection point. 8. Prevents safeguarding of enemy prisoners of war (EPWs) in order to cause embarrassment to the United States (US).

TASK: Disrupt Assembly Area (AA) Activities (5-OPFOR-0013)

CONDITION: Intelligence reports indicate that platoon- and company-size enemy units are operating in the opposing forces (OPFOR) area of operations. Enemy units can defend from AAs with direct fire, antiarmor weapons, and indirect fire. The enemy has close air support (CAS) and nuclear, biological, and chemical (NBC) capabilities.

STANDARD: The OPFOR element locates and disrupts the enemy's AA activities. 1. Locates the element's AA. 2. Probes the AA with squad- or team-size elements. 3. Inflicts more than 5 percent casualties on the element. 4. Disrupts the element's preparations (prevents or delays beyond the element's allotted time).

TASK: Disrupt an Engineer Reconnaissance (5-OPFOR-0022)

CONDITION: The enemy is conducting an engineer reconnaissance. The opposing forces (OPFOR) element is positioned along the enemy's route.

STANDARD: The OPFOR element disrupts an engineer reconnaissance. 1. Prevents the unit from meeting its specified time schedule. 2. Forces the unit to deviate from its specified route. 3. Prevents the unit from accomplishing its assigned engineer reconnaissance. 4. Surprises the unit conducting the reconnaissance.

TASK: Conduct an Ambush (5-OPFOR-0007)

CONDITION: The enemy is moving in a convoy. The opposing forces (OPFOR) element is positioned along the enemy's route.

STANDARD: The OPFOR element inflicts casualties on the enemy and causes vehicle and equipment damage. 1. Prepares an ambush site before the element arrives. 2. Surprises march element forces. 3. Inflicts heavy casualties within the designated kill zone. 4. Inflicts heavy damage to vehicles and equipment within the designated kill zone. 5. Delays the march element from reaching a specified destination for a specified period of time. 6. Withdraws on order. 7. Sustains no casualties. 8. Reports actions to superiors.

TASK: Maintain Contact (5-OPFOR-0003)

CONDITION: The opposing forces (OPFOR) element is engaged with enemy base defense forces. The enemy forces are withdrawing under pressure.

STANDARD: The OPFOR element maintains enemy contact while the enemy withdraws. 1. Engages the enemy forces decisively. 2. Advances the OPFOR as the enemy forces withdraw. 3. Inflicts heavy casualties. 4. Captures the members of the enemy force. 5. Captures documents and equipment. 6. Safeguards captured documents, equipment, and personnel.

ELEMENTS: Company Headquarters
 Two Float Bridge Platoon Headquarters
 Four Bridge Sections
 Two Bridge Support Sections

TASK: Construct a Bailey Bridge (05-2-0607)
 (FM 5-277) (FM 5-34)

ITERATION: 1 2 3 4 5 M (Circle)
COMMANDER/LEADER ASSESSMENT: T P U (Circle)

CONDITIONS: The company receives the mission to construct a bailey bridge capable of carrying military load classification (MLC) 70 wheeled and tracked vehicles in a normal crossing. A site reconnaissance has been completed, and the bridge location has been selected. The gap to be crossed has prepared abutments and is 23.8 meters to 26.8 meters wide. Enemy direct fire has been suppressed from the bridge site, and internal communications have been established. Site security is provided. The unit has one bailey bridge and one erection set. Some iterations of this task should be performed in MOPP4.

TASK STANDARDS: The company constructs a bailey bridge ready to carry MLC 70 tracked and wheeled vehicles. The time required to perform this task is increased when conducting it in mission-oriented protection posture (MOPP) 4.

TASK STEPS AND PERFORMANCE MEASURES	GO	NO-GO
<ul style="list-style-type: none"> * 1. The element leader plans and prepares the bridge construction. <ul style="list-style-type: none"> a. Selected a double-truss, double-story bailey bridge. b. Ensured that all required equipment was available. c. Issued the company order. <ul style="list-style-type: none"> (1) Assigned platoon tasks; assigned the bridge centerline to one platoon and the truss assembly to another platoon on each side of the bridge. (2) Outlined the construction sequence. (3) Demanded adherence to safety procedures according to the unit's standing operating procedure (SOP) and Field Manual (FM) 5-277. (4) Outlined the procedures to follow in the event of an enemy attack. d. Established material storage areas containing vehicle turnarounds, and camouflaged the areas according to the tactical situation. * 2. The element leader in charge of the bridge centerline assumes overall responsibility for bridge construction. <ul style="list-style-type: none"> a. Supervised the roller layout to ensure that-- <ul style="list-style-type: none"> (1) The tops of all plain and rocking rollers were on the same horizontal plane and aligned under the placement control lines. (2) The placement control lines were placed 2.26 meters on each side of the centerline. (3) The grillages were constructed according to the bridge design. (4) The construction rollers were placed 5 to 10 centimeters below the plane of the rest of the rollers. (5) The number of rows of plain rollers and the number of plain/rocking rollers per row matched the design requirements. (6) The rows of rollers were perpendicular to the bridge centerline. b. Organized the work site layout to fit the construction sequence. c. Supervised the construction of the launching nose according to the bridge design. 		

TASK STEPS AND PERFORMANCE MEASURES	GO	NO-GO
<p>d. Assigned unloading and assembly crew responsibilities to squad leaders, and designated the transom, bracing, and decking crews.</p> <p>3. The transom crew installs the transoms.</p> <ol style="list-style-type: none"> a. Placed transoms according to the bridge design. b. Loosely installed transom clamps. c. Coordinated the unloading and installation of transoms. <p>4. The bracing crew installs the bracing after the transoms are placed.</p> <ol style="list-style-type: none"> a. Installed rakers, leaving them loose, initially. b. Installed sway braces so that the turnbuckles were all on the same side of the bridge. c. Tightened all transom clamps, sway braces, and rakers after they were installed in the first-story bay. <p>5. The decking crew installs the deck.</p> <ol style="list-style-type: none"> a. Placed chess on the construction transom under the stringers in the first bay of the bridge. b. Placed stringers on the transoms. c. Installed the stringer on its edge over the sway brace turnbuckles until the sway braces were tightened. d. Installed chess and ribbands on stringers. <p>* 6. The element leader in charge of the truss assembly crews supervises truss assemblies.</p> <ol style="list-style-type: none"> a. Assigned unloading and assembly responsibilities to squad leaders, and designated the first- and second-story assembly crews. b. Coordinated the assembly of the first- and second-story trusses so that the second-story construction lags two bays behind the first story construction. <p>7. The first-story panel crew constructs first-story trusses.</p> <ol style="list-style-type: none"> a. Placed the inner truss with panel pins pointing outward; placed the outer truss with panel pins pointing inward. b. Installed panel pins so that the slot in the head of the pin was horizontal. c. Installed all safety clips in the panel pins. <p>8. The second-story panel crew constructs the second-story trusses.</p> <ol style="list-style-type: none"> a. Prepared the outer truss with panel pins pointing inward and the inner truss with panel pins pointing outward. b. Installed panel pins so that the slot in the head of the pin was horizontal. c. Installed bracing frames and chord bolts, leaving them loose, initially. Tightened bracing frames and chord bolts after the next complete second-story bay was installed. d. Ensured that no one was standing beneath second-story panels while they were being installed. <p>* 9. The element leader in charge of the bridge centerline controls the launching of the bridge.</p> <ol style="list-style-type: none"> a. Launched the bridge partially so that the first bay was over the rocking rollers when sufficient bridge was built to counterbalance the launching nose. b. Locked the bridge in position by inserting pickets through the truss into the rocking roller. c. Kept the speed of the launch at a slow, controlled rate, and ensured that the bridge remained aligned on the centerline during the launch. 		

TASK STEPS AND PERFORMANCE MEASURES	GO	NO-GO
<p>d. Ensured that the far-bank rocking rollers were positioned to receive the end of the launching nose.</p> <p>e. Ensured that only the rocking rollers carried the bridge after the launching nose reached the far-bank rocking rollers.</p> <p>f. Coordinated the lowering of the bridge.</p> <p>NOTE: Only one end of the bridge is lowered at a time.</p> <p>10. The first-story panel, transom, and bracing crews remove the launching nose and lower the far-bank end of the bridge.</p> <p>a. Dismantled the launching nose trusses after removing the transoms and braces.</p> <p>b. Stacked all bridge parts from the launching nose neatly out of the way.</p> <p>c. Lowered the far-bank end of the bridge.</p> <p>(1) Installed end posts.</p> <p>(2) Ensured that jacks matched by checking the manufacturer's name or the model number.</p> <p>NOTE: This ensures that the unit uses only jacks with the same tooth pitch.</p> <p>(3) Lowered the end of the bridge by raising all jacks in unison.</p> <p>(4) Used cribbing under the trusses to catch the bridge if it slipped off the jacks.</p> <p>(5) Seated the end posts in the bearing plates.</p> <p>d. Installed ramps on the far-bank end of the bridge according to the bridge design.</p> <p>11. The decking crew jacks down the near-bank end of the bridge and installs the ramps.</p> <p>a. Lowered the near-bank end of the bridge. See Task Steps 10c(1) through 10c(5).</p> <p>b. Installed ramps on the near-bank end of the bridge according to the bridge design.</p> <p>c. Installed the wear tread.</p> <p>*12. The element leader in charge of the bridge centerline supervises the completion of the bridge construction.</p> <p>a. Ensured that unit members disassembled and reloaded the roller layout onto the trucks.</p> <p>b. Ensured that the unit reloaded the launching nose components onto vehicles.</p> <p>c. Supervised the final anchoring of the bridge.</p> <p>d. Inspected the bridge to ensure that all pins were installed and safety pinned and all clamps and bolts were completely tightened.</p> <p>e. Posted bridge classification signs on both sides of the bridge.</p> <p>f. Reported the bridge completion to the company commander.</p> <p>*13. The element leader reports the completion of the bridge to higher headquarters.</p>		

TASK PERFORMANCE / EVALUATION SUMMARY BLOCK							
ITERATION	1	2	3	4	5	M	TOTAL
TOTAL TASK STEPS EVALUATED							
TOTAL TASK STEPS "GO"							
TRAINING STATUS "GO"/"NO-GO"							

"*" indicates a leader task step.

SUPPORTING INDIVIDUAL TASKS

Task Number	Task Title
052-197-1300	Maintain Fixed Bridges
052-197-2021	Direct Maintenance of Fixed Bridges
052-197-2055	Organize Crews and Duties in the Assembly of a Bailey Bridge
052-197-3007	Perform a Site Layout for a Double-Single Bailey Bridge
052-197-3011	Direct the Assembly of a Bailey Bridge
052-197-3075	Direct Site Layout for Bailey Bridge
052-197-4028	Determine Bailey Bridge Logistical Requirements
052-197-4051	Inspect Fixed-Bridge Maintenance
052-198-1331	Perform Operator Preventive Maintenance Checks and Services on Bridging Equipment
052-198-2162	Direct Preventive Maintenance Checks and Services of Bridging Equipment
052-198-3105	Supervise Preventive Maintenance Checks and Services (PMCS) of Bridging Equipment

SUPPORTING COLLECTIVE TASKS

Task Number	Task Title
05-2-0301	Camouflage Vehicles and Equipment
05-3-0611	Construct/Repair a Bridge Abutment
05-3-0620	Install Bridge Protective Devices

OPFOR TASKS AND STANDARDS

TASK: Conduct Sniper Operations (5-OPFOR-0006)

CONDITION: The opposing forces (OPFOR) element has assigned snipers (regular or irregular elements) in the enemy's rear area along the main supply route (MSR) and near support sites.

STANDARD: The OPFOR element kills or wounds targets. 1. Sets up a well-concealed location. 2. Engages vehicle drivers or personnel on foot with short bursts of semiautomatic fire. 3. Kills or wounds selected targets. 4. Prevents the position from being discovered by enemy forces. 5. Evacuates the area without being spotted. 6. Reports all specified priority intelligence requirements (PIR) and other intelligence requirements to the OPFOR headquarters (HQ).

TASK: Conduct an Ambush (5-OPFOR-0007)

CONDITION: The enemy is moving in a convoy. The opposing forces (OPFOR) element is positioned along the enemy's route.

STANDARD: The OPFOR element inflicts casualties on the enemy and causes vehicle and equipment damage. 1. Prepares an ambush site before the element arrives. 2. Surprises march element forces. 3. Inflicts heavy casualties within the designated kill zone. 4. Inflicts heavy damage to vehicles and equipment within the designated kill zone. 5. Delays the march element from reaching a specified destination for a specified period of time. 6. Withdraws on order. 7. Sustains no casualties. 8. Reports actions to superiors.

TASK: Conduct a Raid (5-OPFOR-0004)

CONDITION: The opposing forces (OPFOR) element has occupied an objective rally point and has orders to conduct a raid on a combat service support (CSS) base.

STANDARD: The OPFOR element infiltrates the enemy's base and destroys all of the targets. 1. Surprises the enemy forces. 2. Assaults the support base and accomplishes the assigned tasks. 3. Destroys the specified equipment and supplies. 4. Avoids being decisively engaged. 5. Withdraws all personnel from the objective areas within the time prescribed. 6. Obtains all priority intelligence requirements (PIR) from the raid site. 7. Sustains only light casualties from enemy fire.

TASK: Defeat Obstacles (5-OPFOR-0009)

CONDITION: The opposing forces (OPFOR) element encounters an obstacle that blocks the avenue of approach as it advances upon the enemy forces.

STANDARD: The OPFOR element bypasses or breaches the enemy obstacle. 1. Detects the obstacle before halting its main body. 2. Defeats the obstacle. a. Bypasses the obstacle without entering the engagement areas. b. Breaches the obstacle within 45 minutes and passes its entire force through the obstacle. 3. Does not incur degradation to the point that the mission must be discontinued.

TASK: Conduct an Attack (5-OPFOR-0008)

CONDITION: The enemy is conducting tactical operations. The opposing forces (OPFOR) element receives orders to attack the enemy, the area of occupation, or the main supply route (MSR) with smoke.

STANDARD: The OPFOR element disrupts the enemy's movement and smoke operations. 1. Determines the delivery method of the smoke attack. 2. Locates the target. 3. Delivers the smoke attack downwind. 4. Attacks the enemy with smoke, and surge attacks when the enemy responds to the smoke.

TASK: Disrupt a Route Reconnaissance (5-OPFOR-0021)

CONDITION: The enemy is conducting a route reconnaissance. The opposing forces (OPFOR) element is positioned along the enemy's route.

STANDARD: The OPFOR element attempts to disrupt a squad/section conducting a route reconnaissance. 1. Prevents the unit from meeting its specified time schedule. 2. Forces the unit to deviate from its specified route. 3. Prevents the unit from reaching its assigned destination. 4. Surprises the squad/section. 5. Inflicts casualties on the unit.

TASK: Conduct Terrorist and Saboteur Attacks (5-OPFOR-0005)

CONDITION: The opposing forces (OPFOR) element dispatches small teams into the enemy's rear area to disrupt combat service support (CSS) operations.

STANDARD: The enemy sustains disrupted command and control (C2), destroyed equipment and supplies, and light casualties. 1. Locates rear support bases and C2 facilities. 2. Delays and disrupts CSS operations through probes. 3. Infiltrates CSS bases to conduct sabotage and terrorist activities. 4. Inflicts light casualties. 5. Destroys supplies and equipment.

TASK: Disrupt a Net Control Station (NCS) (5-OPFOR-0019)

CONDITION: The enemy has established a NCS. The opposing forces (OPFOR) element has radio and jamming equipment.

STANDARD: The OPFOR element attempts to disrupt an NCS. 1. Attempts to locate the radio frequency that the unit is operating on. 2. Attempts to enter the radio net. 3. Attempts to issue "bogus" orders to a unit on the net. 4. Jams the radio frequency and forces the unit to go to an alternate frequency.

TASK: Disrupt Construction of Vehicle Fighting Positions (5-OPFOR-0020)

CONDITION: The opposing forces (OPFOR) element has located the enemy. The priority intelligence requirements (PIR) and other intelligence obtained by OPFOR patrols indicate the enemy is constructing vehicle fighting positions within its defensive area. The OPFOR element has automatic and antiarmor weapons and light mortars.

STANDARD: The OPFOR element attempts to disrupt the enemy's efforts to establish vehicle fighting positions. 1. Locates the defensive area. 2. Surprises the main body. 3. Penetrates the defensive area with squad-size probes. 4. Inflicts casualties on the unit. 5. Destroys vehicles. 6. Disrupts the unit's preparations (prevents or delays beyond the unit's allotted time).

TASK: Conduct an Aerial Reconnaissance (5-OPFOR-0010)

CONDITION: The opposing forces (OPFOR) headquarters (HQ) element requires intelligence on the locations and identification of enemy elements. An aircraft is dispatched to take photographs and make a visual inspection of the enemy rear area.

STANDARD: The OPFOR element gathers photograph intelligence of the enemy. 1. Photographs the assigned sectors. 2. Makes quick visual checks where the ceiling is low. 3. Locates enemy positions in the area, particularly support and storage bases, and command and control (C2) facilities. 4. Sustains no loss of aircraft. 5. Reports priority intelligence requirements (PIR) and other information requirements to the OPFOR HQ.

TASK: Surrender to the Capturing Unit on the Battlefield (5-OPFOR-0024)

CONDITION: The enemy has captured the opposing forces (OPFOR) element's soldiers, documents, and equipment sensitive to the OPFOR tactical operations.

STANDARD: The OPFOR soldiers retain or destroy documents and equipment. The OPFOR element surrenders documents and equipment of no tactical use to the enemy and attempts to conceal or destroy items of tactical value. The OPFOR element attempts escape and evasion. 1. Prevents the successful capture of documents and equipment. 2. Destroys documents and equipment. 3. Removes identifying markings from equipment. 4. Removes unit-identifying insignia. 5. Provides misleading information. 6. Plans an escape. 7. Delays movement to the nearest collection point. 8. Prevents safeguarding of enemy prisoners of war (EPWs) in order to cause embarrassment to the United States (US).

TASK: Disrupt Defensive Preparations (5-OPFOR-0018)

CONDITION: The opposing forces (OPFOR) element has located the enemy. Priority intelligence requirements (PIR) and other intelligence requirements obtained by OPFOR patrols indicate that the enemy elements are establishing defensive positions. The OPFOR element has automatic and antiarmor weapons and light mortars.

STANDARD: The OPFOR element disrupts and delays the enemy's defensive preparations. 1. Locates and penetrates the enemy's security system. 2. Forces the enemy to delay defensive preparations. 3. Disrupts the enemy's obstacle preparations.

TASK: Disrupt Quarters Party Operations (5-OPFOR-0017)

CONDITION: The enemy is conducting quarters party operations. It has established an assembly area (AA) but has not moved in the main body.

STANDARD: The opposing forces (OPFOR) element attempts to disrupt quarters party operations and infiltrate the enemy's AA. 1. Locates the quarters party and the AA. 2. Surprises the main body. 3. Penetrates the AA with squad-size probes. 4. Inflicts personnel casualties and vehicle damage. 5. Disrupts the unit's preparations (prevents or delays beyond the unit's allotted time).

TASK: Disrupt Movement (5-OPFOR-0014)

CONDITION: The enemy is expected to move through the opposing forces (OPFOR) element's area of operations. The OPFOR element has received an operation order (OPORD) or fragmentary order (FRAGO) to disrupt enemy movement. The enemy has the capability to defend with direct fire and antiarmor weapons.

STANDARD: The OPFOR element delays enemy movement. 1. Delays the element. 2. Forces the element to deviate from its route. 3. Prevents the element from reaching its destination. 4. Surprises the element's main body.

TASK: Disrupt Enemy Movement and Operations Using Persistent and Nonpersistent Chemical Weapons (5-OPFOR-0015)

CONDITION: The opposing forces (OPFOR) element has located the enemy. Priority intelligence requirements (PIR) and other intelligence requirements have been obtained by OPFOR patrols. The OPFOR units deliver chemical agents, by means of conventional artillery weapons or aircraft, along selected supply routes and key bases in the rear area.

STANDARD: The OPFOR element disrupts enemy movement and operations using persistent and nonpersistent chemical weapons. 1. Delivers chemical agents in low and densely wooded areas. 2. Delays the movement of enemy supplies and equipment to the forward areas. 3. Restricts the movement of the enemy units in the rear area. 4. Channels the movement of enemy units into predesignated ambush areas. 5. Contaminates enemy supplies and equipment. 6. Inflicts a high rate of casualties on enemy forces.

TASK: Disrupt Assembly Area (AA) Activities (5-OPFOR-0013)

CONDITION: Intelligence reports indicate that platoon- and company-size enemy units are operating in the opposing forces (OPFOR) area of operations. Enemy units can defend from AAs with direct fire, antiarmor weapons, and indirect fire. The enemy has close air support (CAS) and nuclear, biological, and chemical (NBC) capabilities.

STANDARD: The OPFOR element locates and disrupts the enemy's AA activities. 1. Locates the element's AA. 2. Probes the AA with squad- or team-size elements. 3. Inflicts more than 5 percent casualties on the element. 4. Disrupts the element's preparations (prevents or delays beyond the element's allotted time).

TASK: Disrupt Enemy Movement and Operations Using Tactical Nuclear Weapons (5-OPFOR-0016)

CONDITION: The opposing forces (OPFOR) element has located the enemy. Priority intelligence requirements (PIR) and other intelligence requirements have been obtained by OPFOR patrols. Tactical nuclear weapons are employed against key locations in the rear area.

STANDARD: The OPFOR element disrupts enemy movement and operations. 1. Disrupts or delays the movement of the enemy's equipment and supplies to the forward areas. 2. Destroys enemy equipment and supplies. 3. Inflicts a high rate of nuclear casualties among the enemy forces. 4. Denies the enemy the use of specified areas. 5. Contaminates the enemy's equipment and supplies.

TASK: Counter Passage of Lines (5-OPFOR-0012)

CONDITION: Enemy forces are in defensive positions, but they are expected to attempt passage-of-lines operations. The opposing forces (OPFOR) received orders to disrupt enemy passage-of-lines operations.

STANDARD: The OPFOR element delays or prevents enemy passage of lines. 1. Delays the passage. 2. Prevents the company from moving all personnel through the stationary unit. 3. Engages the main body of either the moving or the stationary unit.

TASK: Conduct Air Attacks (5-OPFOR-0002)

CONDITION: The opposing forces (OPFOR) element in the rear area has forwarded the positions of the enemy support sites or the locations of moving elements. The OPFOR aircraft have been dispatched to attack enemy installations or convoys.

STANDARD: The OPFOR element attempts to delay, disrupt, or damage the enemy targets by air. 1. Locates the target (support sites or convoys). 2. Makes attack runs on the designated targets. 3. Inflicts heavy damage to the selected target. 4. Sustains no loss of aircraft. 5. Delays moving the force for more than one hour.

TASK: Defend a Minefield (5-OPFOR-0023)

CONDITION: The enemy is conducting a minefield sweeping operation. The opposing forces (OPFOR) element has a minefield placed in the enemy's path. The minefield is under constant observation and fire.

STANDARD: The OPFOR element defends a minefield against an enemy element conducting a minefield sweeping operation. 1. Prevents the unit from detecting the obstacle. 2. Disrupts the minefield sweeping operation. 3. Prevents the unit from conducting the minefield sweeping operation, prevents the unit from moving all personnel through the breach or delays the completion of the minefield sweeping operation for more than 45 minutes.

TASK: Attack (5-OPFOR-0001)

CONDITION: The opposing forces (OPFOR) element has located the enemy. The priority intelligence requirements (PIR) and other intelligence requirements have been obtained by OPFOR patrols. The OPFOR element has automatic and antiarmor weapons and light mortars.

STANDARD: The OPFOR element attempts to seize the terrain, vehicles, or equipment. 1. Develops an attack plan. 2. Surprises the enemy unit's main body. 3. Initiates the attack using a scheme of maneuver that exploits the enemy's flanks, gaps, and weaknesses. 4. Uses covered and concealed routes to approach the enemy forces' flanks, gaps, or weakly held areas. 5. Employs indirect fire to support the attack. 6. Penetrates enemy defenses. 7. Destroys equipment and supplies. 8. Inflicts heavy casualties. 9. Isolates the combat service support (CSS) base by blocking reinforcements. 10. Forces enemy units to displace. 11. Avoids being fixed in one position. 12. Withdraws before the CSS base is reinforced with tactical combat forces.

TASK: Disrupt an Engineer Reconnaissance (5-OPFOR-0022)

CONDITION: The enemy is conducting an engineer reconnaissance. The opposing forces (OPFOR) element is positioned along the enemy's route.

STANDARD: The OPFOR element disrupts an engineer reconnaissance. 1. Prevents the unit from meeting its specified time schedule. 2. Forces the unit to deviate from its specified route. 3. Prevents the unit from accomplishing its assigned engineer reconnaissance. 4. Surprises the unit conducting the reconnaissance.

TASK: Maintain Contact (5-OPFOR-0003)

CONDITION: The opposing forces (OPFOR) element is engaged with enemy base defense forces. The enemy forces are withdrawing under pressure.

STANDARD: The OPFOR element maintains enemy contact while the enemy withdraws. 1. Engages the enemy forces decisively. 2. Advances the OPFOR as the enemy forces withdraw. 3. Inflicts heavy casualties. 4. Captures the members of the enemy force. 5. Captures documents and equipment. 6. Safeguards captured documents, equipment, and personnel.

ELEMENTS: Company Headquarters
Two Float Bridge Platoon Headquarters

TASK: Plan and Direct Lines of Communications (LOC) Float/Fixed-Bridge Construction (05-2-0632)
(FM 90-13) (FM 3-34.343) (FM 5-100)
(FM 5-212) (FM 5-277)

ITERATION: 1 2 3 4 5 M (Circle)

COMMANDER/LEADER ASSESSMENT: T P U (Circle)

CONDITIONS: The element commander receives an operation order (OPORD) to construct a floating, fixed, or forward-area fixed bridge capable of passing military load classification (MLC) 70 (wheeled) and 75 (tracked) vehicles (normal crossing) along a combat route. Unit members have reconnoitered possible sites, and the bridge location has been identified. Enemy direct fire has been suppressed from the bridge site. Site security is provided. The unit can bridge the gap with organic assets. Some iterations of this task should be performed in MOPP4.

TASK STANDARDS: The element plans and directs bridging operations. All necessary bridges are emplaced by the specified time without delays caused by inadequate planning. The time required to perform this task is increased when conducting it in mission-oriented protection posture (MOPP) 4.

TASK STEPS AND PERFORMANCE MEASURES	GO	NO-GO
<p>* 1. The element commander receives the battalion and maneuver unit OPORD and reviews it to--</p> <ul style="list-style-type: none"> a. Identify the location of the crossing sites. b. Determine the time to have the bridge in place and operational. c. Obtain the number and type of vehicles to be crossed. d. Ascertain the chain of command for river and gap crossing operations, to include supported and supporting units. e. Identify the location of the crossing area command and the maneuver unit headquarters (HQ). f. Establish contact with combat (site security, air defense, and smoke) and local civilian support for locations and points of contact (POCs). g. Determine the location, POCs, and availability of service support (maintenance; petroleum, oil, and lubricant [POL], supply, medical evacuation [MEDEVAC], ammunition, and chemical decontamination). h. Identify engineer regulating point (ERP) and engineer equipment park (EEP) locations. i. Establish movement times, routes, and traffic control points. j. Identify friendly unit locations in the area of operation (AO). k. Assess the enemy situation in the AO. l. Establish communications (frequencies, system, and crypto) and electronic measures. <p>* 2. The element commander gives key personnel the warning order. Upon finishing, he dispatches reconnaissance elements to reconnoiter and coordinate for the upcoming mission.</p> <p>3. The reconnaissance noncommissioned officer (NCO) and the crossing site officer in charge (OIC) and noncommissioned officer in charge (NCOIC) reconnoiter the AO.</p> <ul style="list-style-type: none"> a. Identified-- <ul style="list-style-type: none"> (1) The crossing site. (2) The construction site. 		

TASK STEPS AND PERFORMANCE MEASURES	GO	NO-GO
<p>(3) The gap width, bank slope ratio, and condition. (4) Bank heights and conditions on the far and near banks. (5) The gap depth (is gap wet or dry). (6) Access and egress routes for the launching and crossing sites. (7) Camouflage and site security. (8) The size, location, and usability of the EEP. (9) The condition of convoy routes to be traveled.</p> <p>b. Coordinated with the local units for passage of lines and mission support.</p> <p>4. The first sergeant (1SG), supply NCO, and maintenance officer/NCO coordinate with the appropriate combat and service support elements for the upcoming mission support.</p> <p>* 5. The element commander, assisted by the executive officer (XO) and operations NCO, collects all available information and develops the company OPORD using the five-paragraph format with appropriate annexes and operational overlays.</p> <p>* 6. The element commander issues the OPORD to key personnel and covers critical points.</p> <p>a. Specified bridge completion and mission-ready time. b. Stressed the need for constant communications and submission of the appropriate reports. c. Explained the tactical situation, to include expected movements and actions of friendly and enemy units. d. Emphasized the need for proper planning and preparation to accomplish individual missions. e. Demanded adherence to procedures and regulations pertaining to safety, to include tactical discipline (camouflage, noise and light discipline, and vehicle and personnel dispersion).</p> <p>* 7. The element commander directs the unit during river and gap crossing operations.</p> <p>a. Collocated with the company crossing site elements, battalion HQ crossing area command, or maneuver unit HQ to best control the operation. b. Spot-checked all company elements and issued orders. c. Submitted and received reports from subordinate elements and higher HQ. d. Began initial planning for the unit's recovery and movement upon mission completion. e. Coordinated with the unit designated to take responsibility for the bridge maintenance. f. Signed the bridge over to the unit in Subtask e.</p>		

TASK PERFORMANCE / EVALUATION SUMMARY BLOCK							
ITERATION	1	2	3	4	5	M	TOTAL
TOTAL TASK STEPS EVALUATED							
TOTAL TASK STEPS "GO"							
TRAINING STATUS "GO"/"NO-GO"							

"*" indicates a leader task step.

SUPPORTING INDIVIDUAL TASKS: NONE

SUPPORTING COLLECTIVE TASKS

Task Number	Task Title
05-1-0008	Prepare an Operation Order (OPORD)

OPFOR TASKS AND STANDARDS

TASK: Surrender to the Capturing Unit on the Battlefield (5-OPFOR-0024)

CONDITION: The enemy has captured the opposing forces (OPFOR) element's soldiers, documents, and equipment sensitive to the OPFOR tactical operations.

STANDARD: The OPFOR soldiers retain or destroy documents and equipment. The OPFOR element surrenders documents and equipment of no tactical use to the enemy and attempts to conceal or destroy items of tactical value. The OPFOR element attempts escape and evasion. 1. Prevents the successful capture of documents and equipment. 2. Destroys documents and equipment. 3. Removes identifying markings from equipment. 4. Removes unit-identifying insignia. 5. Provides misleading information. 6. Plans an escape. 7. Delays movement to the nearest collection point. 8. Prevents safeguarding of enemy prisoners of war (EPWs) in order to cause embarrassment to the United States (US).

TASK: Disrupt a Route Reconnaissance (5-OPFOR-0021)

CONDITION: The enemy is conducting a route reconnaissance. The opposing forces (OPFOR) element is positioned along the enemy's route.

STANDARD: The OPFOR element attempts to disrupt a squad/section conducting a route reconnaissance. 1. Prevents the unit from meeting its specified time schedule. 2. Forces the unit to deviate from its specified route. 3. Prevents the unit from reaching its assigned destination. 4. Surprises the squad/section. 5. Inflicts casualties on the unit.

TASK: Disrupt a Net Control Station (NCS) (5-OPFOR-0019)

CONDITION: The enemy has established a NCS. The opposing forces (OPFOR) element has radio and jamming equipment.

STANDARD: The OPFOR element attempts to disrupt an NCS. 1. Attempts to locate the radio frequency that the unit is operating on. 2. Attempts to enter the radio net. 3. Attempts to issue "bogus" orders to a unit on the net. 4. Jams the radio frequency and forces the unit to go to an alternate frequency.

TASK: Disrupt Construction of Vehicle Fighting Positions (5-OPFOR-0020)

CONDITION: The opposing forces (OPFOR) element has located the enemy. The priority intelligence requirements (PIR) and other intelligence obtained by OPFOR patrols indicate the enemy is constructing vehicle fighting positions within its defensive area. The OPFOR element has automatic and antiarmor weapons and light mortars.

STANDARD: The OPFOR element attempts to disrupt the enemy's efforts to establish vehicle fighting positions. 1. Locates the defensive area. 2. Surprises the main body. 3. Penetrates the defensive area with squad-size probes. 4. Inflicts casualties on the unit. 5. Destroys vehicles. 6. Disrupts the unit's preparations (prevents or delays beyond the unit's allotted time).

TASK: Disrupt Defensive Preparations (5-OPFOR-0018)

CONDITION: The opposing forces (OPFOR) element has located the enemy. Priority intelligence requirements (PIR) and other intelligence requirements obtained by OPFOR patrols indicate that the enemy elements are establishing defensive positions. The OPFOR element has automatic and antiarmor weapons and light mortars.

STANDARD: The OPFOR element disrupts and delays the enemy's defensive preparations. 1. Locates and penetrates the enemy's security system. 2. Forces the enemy to delay defensive preparations. 3. Disrupts the enemy's obstacle preparations.

TASK: Disrupt Quarters Party Operations (5-OPFOR-0017)

CONDITION: The enemy is conducting quarters party operations. It has established an assembly area (AA) but has not moved in the main body.

STANDARD: The opposing forces (OPFOR) element attempts to disrupt quarters party operations and infiltrate the enemy's AA. 1. Locates the quarters party and the AA. 2. Surprises the main body. 3. Penetrates the AA with squad-size probes. 4. Inflicts personnel casualties and vehicle damage. 5. Disrupts the unit's preparations (prevents or delays beyond the unit's allotted time).

TASK: Disrupt Movement (5-OPFOR-0014)

CONDITION: The enemy is expected to move through the opposing forces (OPFOR) element's area of operations. The OPFOR element has received an operation order (OPORD) or fragmentary order (FRAGO) to disrupt enemy movement. The enemy has the capability to defend with direct fire and antiarmor weapons.

STANDARD: The OPFOR element delays enemy movement. 1. Delays the element. 2. Forces the element to deviate from its route. 3. Prevents the element from reaching its destination. 4. Surprises the element's main body.

TASK: Disrupt Enemy Movement and Operations Using Tactical Nuclear Weapons (5-OPFOR-0016)

CONDITION: The opposing forces (OPFOR) element has located the enemy. Priority intelligence requirements (PIR) and other intelligence requirements have been obtained by OPFOR patrols. Tactical nuclear weapons are employed against key locations in the rear area.

STANDARD: The OPFOR element disrupts enemy movement and operations. 1. Disrupts or delays the movement of the enemy's equipment and supplies to the forward areas. 2. Destroys enemy equipment and supplies. 3. Inflicts a high rate of nuclear casualties among the enemy forces. 4. Denies the enemy the use of specified areas. 5. Contaminates the enemy's equipment and supplies.

TASK: Defend a Minefield (5-OPFOR-0023)

CONDITION: The enemy is conducting a minefield sweeping operation. The opposing forces (OPFOR) element has a minefield placed in the enemy's path. The minefield is under constant observation and fire.

STANDARD: The OPFOR element defends a minefield against an enemy element conducting a minefield sweeping operation. 1. Prevents the unit from detecting the obstacle. 2. Disrupts the minefield sweeping operation. 3. Prevents the unit from conducting the minefield sweeping operation, prevents the unit from moving all personnel through the breach or delays the completion of the minefield sweeping operation for more than 45 minutes.

TASK: Disrupt Assembly Area (AA) Activities (5-OPFOR-0013)

CONDITION: Intelligence reports indicate that platoon- and company-size enemy units are operating in the opposing forces (OPFOR) area of operations. Enemy units can defend from AAs with direct fire, antiarmor weapons, and indirect fire. The enemy has close air support (CAS) and nuclear, biological, and chemical (NBC) capabilities.

STANDARD: The OPFOR element locates and disrupts the enemy's AA activities. 1. Locates the element's AA. 2. Probes the AA with squad- or team-size elements. 3. Inflicts more than 5 percent casualties on the element. 4. Disrupts the element's preparations (prevents or delays beyond the element's allotted time).

TASK: Disrupt an Engineer Reconnaissance (5-OPFOR-0022)

CONDITION: The enemy is conducting an engineer reconnaissance. The opposing forces (OPFOR) element is positioned along the enemy's route.

STANDARD: The OPFOR element disrupts an engineer reconnaissance. 1. Prevents the unit from meeting its specified time schedule. 2. Forces the unit to deviate from its specified route. 3. Prevents the unit from accomplishing its assigned engineer reconnaissance. 4. Surprises the unit conducting the reconnaissance.

ELEMENTS: Company Headquarters
Two Float Bridge Platoon Headquarters

TASK: Conduct Quartering Party Operations (05-2-0908)
(FM 71-1) (FM 101-5) (FM 20-32)
(FM 5-10) (FM 5-170) (FM 5-34)

ITERATION: 1M 2M 3M 4M 5M (Circle)

COMMANDER/LEADER ASSESSMENT: T P U (Circle)

CONDITIONS: A unit is directed to move to a new location and establish an assembly area (AA). Digital units have performed functionality checks, and systems are operational. This task is always performed in MOPP4.

TASK STANDARDS: The quartering party departs ahead of the unit's main body and completes all tasks in the new AA before the main body arrives. The unit moves all personnel and equipment to the assigned position within the time specified in the operation order (OPORD). Digital units send and receive reports using frequency-modulated (FM) or digital means. The time required to perform this task is increased when conducting it in mission-oriented protection posture (MOPP) 4.

TASK STEPS AND PERFORMANCE MEASURES	GO	NO-GO
<p>* 1. The element leader organizes the quartering party.</p> <ul style="list-style-type: none"> a. Selected a noncommissioned officer in charge (NCOIC). b. Selected a security element or coordinated for security to be provided by the supported maneuver unit. c. Selected subordinate-element representatives according to the unit's standing operating procedure (SOP). d. Organized a nuclear, biological, and chemical (NBC) reconnaissance party from the NCOIC, the security element, and the subordinate-element representatives to satisfy the threat conditions. e. Conducted troop-leading procedures. f. Conducted precombat checks (PCCs) and precombat inspections (PCIs). g. Reviewed the unit's SOP and tactical standing operating procedure (TACSOP). h. Conducted risk management and safety briefings according to the unit's SOP or TACSOP. <p>2. The quartering party conducts rehearsals on minesweeping operations, actions on contact for the security teams, and movement guide procedures.</p> <p>NOTE: Conduct a rehearsal using one of the following rehearsal types: the confirmation brief, the back brief, the combined-arms rehearsal, the battle drill, or the SOP rehearsal (for additional information, see Field Manual [FM] 101-5).</p> <p>* 3. The quartering party leader conducts a map reconnaissance, identifying the start point (SP), potential ambush sites, checkpoints (CPs), rest stops, and the AA.</p> <p>NOTE: The route used by the quartering party can be the same as the route used by the unit's main body, as long as security is maintained along the route. If security is not maintained, the main body should conduct a route clearance to the new AA.</p> <p>4. The quartering party prepares the vehicles for the convoy.</p> <ul style="list-style-type: none"> a. Performed preventive-maintenance checks and services (PMCS) on vehicles and equipment. b. Loaded vehicles according to the load plan. 		

TASK STEPS AND PERFORMANCE MEASURES	GO	NO-GO
<p>c. Prepared the troop-carrying vehicles for combat survivability by covering the floors with a double layer of sandbags.</p> <p>d. Maintained a guard force to prevent theft and sabotage.</p> <p>* 5. The quartering party leader briefs the convoy personnel.</p> <p>a. Briefed the convoy route, to include the medical- and maintenance-support locations and the destination.</p> <p>b. Provided a strip map to each vehicle commander (or driver).</p> <p>NOTE: Digital units input routes and checkpoints into the Force XXI Battle Command Brigade and Below (FBCB2) System by using the overlay message and/or the long format message according to the unit's TACSOP.</p> <p>c. Briefed the prescribed march rate, the catch-up speed, and the distance between the vehicles.</p> <p>d. Briefed accident and breakdown procedures.</p> <p>e. Briefed limited-visibility movement procedures.</p> <p>f. Briefed the chain of command and the radio frequency.</p> <p>6. The quartering party relocates to the new AA.</p> <p>a. Traveled separately from, and ahead of, the main body.</p> <p>b. Reported the route limitations and other specified command interest items to the next higher element.</p> <p>7. The quartering party reconnoiters the area and notifies the commander of the conditions.</p> <p>NOTE: Digital units update the enemy locations, mined areas, and NBC contaminated areas on the FBCB2 System to update the situational awareness (SA) and common operational picture (COP).</p> <p>a. Reported the position of enemy forces.</p> <p>b. Located the areas containing mines, booby traps, and NBC contamination.</p> <p>c. Evaluated terrain conditions, to include trafficability, cover and concealment, and the availability of adequate routes into and out of the AA.</p> <p>d. Evaluated the communication system required for the AA.</p> <p>* 8. The quartering party leader notifies the commander of the condition of the area.</p> <p>a. Received orders and prepared the area for the main body (satisfactory conditions).</p> <p>b. Requested additional instructions from the next higher commander and moved to the alternate AA or found another location and repeated Subtask 7 (unsatisfactory conditions).</p> <p>9. The quartering party prepares the area to receive the main body.</p> <p>a. Secured the area.</p> <p>b. Marked or removed any obstacles and mines.</p> <p>c. Organized the area, divided it into sectors for each unit, and selected locations for the command post.</p> <p>d. Improved and marked the entrances, exits, and internal routes.</p> <p>e. Marked vehicle positions.</p> <p>10. Each element representative from the quartering party guides his element, without delay, from the release point (RP) to that element's sector of the AA (mounted, if possible).</p>		

TASK PERFORMANCE / EVALUATION SUMMARY BLOCK							
ITERATION	1M	2M	3M	4M	5M		TOTAL
TOTAL TASK STEPS EVALUATED							
TOTAL TASK STEPS "GO"							
TRAINING STATUS "GO"/"NO-GO"							

"*" indicates a leader task step.

SUPPORTING INDIVIDUAL TASKS: NONE

SUPPORTING COLLECTIVE TASKS

Task Number	Task Title
03-2-3008.05-T01A	Conduct a Radiological, Chemical, or Biological Reconnaissance or Survey
03-2-C312.05-T01A	Conduct Thorough Decontamination Operations
03-3-C201.05-T01A	Prepare for Operations under Nuclear, Biological, and Chemical (NBC) Conditions
05-2-0911	Defend a Convoy Against a Ground Attack
05-3-0118	Conduct Minesweeping Operations
07-2-1301.05-T01A	Conduct a Convoy

OPFOR TASKS AND STANDARDS

TASK: Disrupt a Route Reconnaissance (5-OPFOR-0021)

CONDITION: The enemy is conducting a route reconnaissance. The opposing forces (OPFOR) element is positioned along the enemy's route.

STANDARD: The OPFOR element attempts to disrupt a squad/section conducting a route reconnaissance. 1. Prevents the unit from meeting its specified time schedule. 2. Forces the unit to deviate from its specified route. 3. Prevents the unit from reaching its assigned destination. 4. Surprises the squad/section. 5. Inflicts casualties on the unit.

TASK: Disrupt a Net Control Station (NCS) (5-OPFOR-0019)

CONDITION: The enemy has established a NCS. The opposing forces (OPFOR) element has radio and jamming equipment.

STANDARD: The OPFOR element attempts to disrupt an NCS. 1. Attempts to locate the radio frequency that the unit is operating on. 2. Attempts to enter the radio net. 3. Attempts to issue "bogus" orders to a unit on the net. 4. Jams the radio frequency and forces the unit to go to an alternate frequency.

TASK: Conduct an Ambush (5-OPFOR-0007)

CONDITION: The enemy is moving in a convoy. The opposing forces (OPFOR) element is positioned along the enemy's route.

STANDARD: The OPFOR element inflicts casualties on the enemy and causes vehicle and equipment damage. 1. Prepares an ambush site before the element arrives. 2. Surprises march element forces. 3. Inflicts heavy casualties within the designated kill zone. 4. Inflicts heavy damage to vehicles and equipment within the designated kill zone. 5. Delays the march element from reaching a specified destination for a specified period of time. 6. Withdraws on order. 7. Sustains no casualties. 8. Reports actions to superiors.

TASK: Disrupt Assembly Area (AA) Activities (5-OPFOR-0013)

CONDITION: Intelligence reports indicate that platoon- and company-size enemy units are operating in the opposing forces (OPFOR) area of operations. Enemy units can defend from AAs with direct fire, antiarmor weapons, and indirect fire. The enemy has close air support (CAS) and nuclear, biological, and chemical (NBC) capabilities.

STANDARD: The OPFOR element locates and disrupts the enemy's AA activities. 1. Locates the element's AA. 2. Probes the AA with squad- or team-size elements. 3. Inflicts more than 5 percent casualties on the element. 4. Disrupts the element's preparations (prevents or delays beyond the element's allotted time).

TASK: Disrupt Quartering Party Operations (5-OPFOR-0017)

CONDITION: The enemy is conducting quartering party operations. It has established an assembly area (AA) but has not moved in the main body.

STANDARD: The opposing forces (OPFOR) element attempts to disrupt quartering party operations and infiltrate the enemy's AA. 1. Locates the quartering party and the AA. 2. Surprises the main body. 3. Penetrates the AA with squad-size probes. 4. Inflicts personnel casualties and vehicle damage. 5. Disrupts the unit's preparations (prevents or delays beyond the unit's allotted time).

TASK: Disrupt Construction of Vehicle Fighting Positions (5-OPFOR-0020)

CONDITION: The opposing forces (OPFOR) element has located the enemy. The priority intelligence requirements (PIR) and other intelligence obtained by OPFOR patrols indicate the enemy is constructing vehicle fighting positions within its defensive area. The OPFOR element has automatic and antiarmor weapons and light mortars.

STANDARD: The OPFOR element attempts to disrupt the enemy's efforts to establish vehicle fighting positions. 1. Locates the defensive area. 2. Surprises the main body. 3. Penetrates the defensive area with squad-size probes. 4. Inflicts casualties on the unit. 5. Destroys vehicles. 6. Disrupts the unit's preparations (prevents or delays beyond the unit's allotted time).

TASK: Defeat Obstacles (5-OPFOR-0009)

CONDITION: The opposing forces (OPFOR) element encounters an obstacle that blocks the avenue of approach as it advances upon the enemy forces.

STANDARD: The OPFOR element bypasses or breaches the enemy obstacle. 1. Detects the obstacle before halting its main body. 2. Defeats the obstacle. a. Bypasses the obstacle without entering the engagement areas. b. Breaches the obstacle within 45 minutes and passes its entire force through the obstacle. 3. Does not incur degradation to the point that the mission must be discontinued.

TASK: Conduct an Attack (5-OPFOR-0008)

CONDITION: The enemy is conducting tactical operations. The opposing forces (OPFOR) element receives orders to attack the enemy, the area of occupation, or the main supply route (MSR) with smoke.

STANDARD: The OPFOR element disrupts the enemy's movement and smoke operations. 1. Determines the delivery method of the smoke attack. 2. Locates the target. 3. Delivers the smoke attack downwind. 4. Attacks the enemy with smoke, and surge attacks when the enemy responds to the smoke.

TASK: Conduct an Aerial Reconnaissance (5-OPFOR-0010)

CONDITION: The opposing forces (OPFOR) headquarters (HQ) element requires intelligence on the locations and identification of enemy elements. An aircraft is dispatched to take photographs and make a visual inspection of the enemy rear area.

STANDARD: The OPFOR element gathers photograph intelligence of the enemy. 1. Photographs the assigned sectors. 2. Makes quick visual checks where the ceiling is low. 3. Locates enemy positions in the area, particularly support and storage bases, and command and control (C2) facilities. 4. Sustains no loss of aircraft. 5. Reports priority intelligence requirements (PIR) and other information requirements to the OPFOR HQ.

TASK: Conduct Terrorist and Saboteur Attacks (5-OPFOR-0005)

CONDITION: The opposing forces (OPFOR) element dispatches small teams into the enemy's rear area to disrupt combat service support (CSS) operations.

STANDARD: The enemy sustains disrupted command and control (C2), destroyed equipment and supplies, and light casualties. 1. Locates rear support bases and C2 facilities. 2. Delays and disrupts CSS operations through probes. 3. Infiltrates CSS bases to conduct sabotage and terrorist activities. 4. Inflicts light casualties. 5. Destroys supplies and equipment.

TASK: Disrupt Defensive Preparations (5-OPFOR-0018)

CONDITION: The opposing forces (OPFOR) element has located the enemy. Priority intelligence requirements (PIR) and other intelligence requirements obtained by OPFOR patrols indicate that the enemy elements are establishing defensive positions. The OPFOR element has automatic and antiarmor weapons and light mortars.

STANDARD: The OPFOR element disrupts and delays the enemy's defensive preparations. 1. Locates and penetrates the enemy's security system. 2. Forces the enemy to delay defensive preparations. 3. Disrupts the enemy's obstacle preparations.

TASK: Disrupt Enemy Movement and Operations Using Tactical Nuclear Weapons (5-OPFOR-0016)

CONDITION: The opposing forces (OPFOR) element has located the enemy. Priority intelligence requirements (PIR) and other intelligence requirements have been obtained by OPFOR patrols. Tactical nuclear weapons are employed against key locations in the rear area.

STANDARD: The OPFOR element disrupts enemy movement and operations. 1. Disrupts or delays the movement of the enemy's equipment and supplies to the forward areas. 2. Destroys enemy equipment and supplies. 3. Inflicts a high rate of nuclear casualties among the enemy forces. 4. Denies the enemy the use of specified areas. 5. Contaminates the enemy's equipment and supplies.

TASK: Disrupt Enemy Movement and Operations Using Persistent and Nonpersistent Chemical Weapons (5-OPFOR-0015)

CONDITION: The opposing forces (OPFOR) element has located the enemy. Priority intelligence requirements (PIR) and other intelligence requirements have been obtained by OPFOR patrols. The OPFOR units deliver chemical agents, by means of conventional artillery weapons or aircraft, along selected supply routes and key bases in the rear area.

STANDARD: The OPFOR element disrupts enemy movement and operations using persistent and nonpersistent chemical weapons. 1. Delivers chemical agents in low and densely wooded areas. 2. Delays the movement of enemy supplies and equipment to the forward areas. 3. Restricts the movement of the enemy units in the rear area. 4. Channels the movement of enemy units into predesignated ambush areas. 5. Contaminates enemy supplies and equipment. 6. Inflicts a high rate of casualties on enemy forces.

TASK: Disrupt Movement (5-OPFOR-0014)

CONDITION: The enemy is expected to move through the opposing forces (OPFOR) element's area of operations. The OPFOR element has received an operation order (OPORD) or fragmentary order (FRAGO) to disrupt enemy movement. The enemy has the capability to defend with direct fire and antiarmor weapons.

STANDARD: The OPFOR element delays enemy movement. 1. Delays the element. 2. Forces the element to deviate from its route. 3. Prevents the element from reaching its destination. 4. Surprises the element's main body.

TASK: Counter Passage of Lines (5-OPFOR-0012)

CONDITION: Enemy forces are in defensive positions, but they are expected to attempt passage-of-lines operations. The opposing forces (OPFOR) received orders to disrupt enemy passage-of-lines operations.

STANDARD: The OPFOR element delays or prevents enemy passage of lines. 1. Delays the passage. 2. Prevents the company from moving all personnel through the stationary unit. 3. Engages the main body of either the moving or the stationary unit.

TASK: Defend a Minefield (5-OPFOR-0023)

CONDITION: The enemy is conducting a minefield sweeping operation. The opposing forces (OPFOR) element has a minefield placed in the enemy's path. The minefield is under constant observation and fire.

STANDARD: The OPFOR element defends a minefield against an enemy element conducting a minefield sweeping operation. 1. Prevents the unit from detecting the obstacle. 2. Disrupts the minefield sweeping operation. 3. Prevents the unit from conducting the minefield sweeping operation, prevents the unit from moving all personnel through the breach or delays the completion of the minefield sweeping operation for more than 45 minutes.

TASK: Conduct Sniper Operations (5-OPFOR-0006)

CONDITION: The opposing forces (OPFOR) element has assigned snipers (regular or irregular elements) in the enemy's rear area along the main supply route (MSR) and near support sites.

STANDARD: The OPFOR element kills or wounds targets. 1. Sets up a well-concealed location. 2. Engages vehicle drivers or personnel on foot with short bursts of semiautomatic fire. 3. Kills or wounds selected targets. 4. Prevents the position from being discovered by enemy forces. 5. Evacuates the area without being spotted. 6. Reports all specified priority intelligence requirements (PIR) and other intelligence requirements to the OPFOR headquarters (HQ).

TASK: Conduct Air Attacks (5-OPFOR-0002)

CONDITION: The opposing forces (OPFOR) element in the rear area has forwarded the positions of the enemy support sites or the locations of moving elements. The OPFOR aircraft have been dispatched to attack enemy installations or convoys.

STANDARD: The OPFOR element attempts to delay, disrupt, or damage the enemy targets by air. 1. Locates the target (support sites or convoys). 2. Makes attack runs on the designated targets. 3. Inflicts heavy damage to the selected target. 4. Sustains no loss of aircraft. 5. Delays moving the force for more than one hour.

TASK: Conduct a Raid (5-OPFOR-0004)

CONDITION: The opposing forces (OPFOR) element has occupied an objective rally point and has orders to conduct a raid on a combat service support (CSS) base.

STANDARD: The OPFOR element infiltrates the enemy's base and destroys all of the targets. 1. Surprises the enemy forces. 2. Assaults the support base and accomplishes the assigned tasks. 3. Destroys the specified equipment and supplies. 4. Avoids being decisively engaged. 5. Withdraws all personnel from the objective areas within the time prescribed. 6. Obtains all priority intelligence requirements (PIR) from the raid site. 7. Sustains only light casualties from enemy fire.

TASK: Surrender to the Capturing Unit on the Battlefield (5-OPFOR-0024)

CONDITION: The enemy has captured the opposing forces (OPFOR) element's soldiers, documents, and equipment sensitive to the OPFOR tactical operations.

STANDARD: The OPFOR soldiers retain or destroy documents and equipment. The OPFOR element surrenders documents and equipment of no tactical use to the enemy and attempts to conceal or destroy items of tactical value. The OPFOR element attempts escape and evasion. 1. Prevents the successful capture of documents and equipment. 2. Destroys documents and equipment. 3. Removes identifying markings from equipment. 4. Removes unit-identifying insignia. 5. Provides misleading information. 6. Plans an escape. 7. Delays movement to the nearest collection point. 8. Prevents safeguarding of enemy prisoners of war (EPWs) in order to cause embarrassment to the United States (US).

TASK: Attack (5-OPFOR-0001)

CONDITION: The opposing forces (OPFOR) element has located the enemy. The priority intelligence requirements (PIR) and other intelligence requirements have been obtained by OPFOR patrols. The OPFOR element has automatic and antiarmor weapons and light mortars.

STANDARD: The OPFOR element attempts to seize the terrain, vehicles, or equipment. 1. Develops an attack plan. 2. Surprises the enemy unit's main body. 3. Initiates the attack using a scheme of maneuver that exploits the enemy's flanks, gaps, and weaknesses. 4. Uses covered and concealed routes to approach the enemy forces' flanks, gaps, or weakly held areas. 5. Employs indirect fire to support the attack. 6. Penetrates enemy defenses. 7. Destroys equipment and supplies. 8. Inflicts heavy casualties. 9. Isolates the combat service support (CSS) base by blocking reinforcements. 10. Forces enemy units to displace. 11. Avoids being fixed in one position. 12. Withdraws before the CSS base is reinforced with tactical combat forces.

TASK: Disrupt an Engineer Reconnaissance (5-OPFOR-0022)

CONDITION: The enemy is conducting an engineer reconnaissance. The opposing forces (OPFOR) element is positioned along the enemy's route.

STANDARD: The OPFOR element disrupts an engineer reconnaissance. 1. Prevents the unit from meeting its specified time schedule. 2. Forces the unit to deviate from its specified route. 3. Prevents the unit from accomplishing its assigned engineer reconnaissance. 4. Surprises the unit conducting the reconnaissance.

TASK: Maintain Contact (5-OPFOR-0003)

CONDITION: The opposing forces (OPFOR) element is engaged with enemy base defense forces. The enemy forces are withdrawing under pressure.

STANDARD: The OPFOR element maintains enemy contact while the enemy withdraws. 1. Engages the enemy forces decisively. 2. Advances the OPFOR as the enemy forces withdraw. 3. Inflicts heavy casualties. 4. Captures the members of the enemy force. 5. Captures documents and equipment. 6. Safeguards captured documents, equipment, and personnel.

ELEMENTS: Company Headquarters
 Two Float Bridge Platoon Headquarters
 Four Bridge Sections
 Two Bridge Support Sections
 Support Platoon Headquarters
 Maintenance and Equipment Section
 Two Site Support Sections
 Augment

TASK: Disable a Bridge with Explosives (05-3-0202)
 (FM 5-250) (FM 5-250) (FM 5-34)
 (TM 9-1300-214) (TM 9-1375-213-12)

ITERATION: 1 2 3 4 5 M (Circle)

COMMANDER/LEADER ASSESSMENT: T P U (Circle)

CONDITIONS: The element is ordered to execute a preliminary (as opposed to reserve) bridge demolition. A target reconnaissance has been conducted and Department of the Army (DA) Form 2203-R and/or a target folder is available. The gap is at least 25 meters wide. Digital units have performed functionality checks, and systems are operational. Some iterations of this task should be performed in MOPP4.

TASK STANDARDS: The element prepares the bridge for demolition within plus 25 percent of the time estimated in the reconnaissance report. On order, the element executes the demolition of the bridge to block or delay the enemy. The obstacle stops or delays all enemy wheeled and tracked vehicles. Digital units submit reports, obstacle locations, and the appropriate DA forms according to the unit's tactical standing operating procedure (TACSOP), mission dictating. Reports are sent and received using frequency-modulated (FM) or digital means. The time required to perform this task is increased when conducting it in mission-oriented protection posture (MOPP) 4.

TASK STEPS AND PERFORMANCE MEASURES	GO	NO-GO
<p>* 1. The element leader obtains the following technical information from the reconnaissance report:</p> <ul style="list-style-type: none"> a. Sketches of the target showing how and where to place the charges. b. The quantities and type of explosives required for each charge and the total mission. c. A sketch of the firing points. d. Estimates of the time, labor, and equipment requirements for the demolition mission. <p>2. The element draws explosives and any additional tools or equipment according to the reconnaissance report.</p> <p>NOTE: If possible, place the caps in a closed metal can and carry them separate from the explosives in the rear of the vehicle.</p> <p>* 3. The element leader issues orders to the element detailing each soldier's job using the five-paragraph field order format and covers site security as well as noise and light discipline.</p> <p>NOTE: Digital units produce orders and reports and update the situational awareness (SA) through the Force XXI Battle Command Brigade and Below (FBCB2) System or the Maneuver Control System (MCS) according to the unit's standing operating procedure (SOP).</p> <p>4. The element moves to the bridge location.</p>		

TASK STEPS AND PERFORMANCE MEASURES	GO	NO-GO
<p>5. The crew assembles and places the charges.</p> <ul style="list-style-type: none"> a. Assembled the charges in the rear area when possible to minimize the time spent on the bridge. b. Placed the correctly sized charges on the members to be cut according to the information contained in the reconnaissance report. <p>6. The element lays the ring mains.</p> <p>NOTE: Line mains can be used instead of ring mains, except on reserve targets.</p> <ul style="list-style-type: none"> a. Tied in the branch lines with demolition knots or J-hooks. <p>NOTE: J-hooks are used in conjunction with modernized demolition initiator (MDI) systems.</p> <ul style="list-style-type: none"> b. Ensured that the detonating-cord ring mains and branch lines had no sharp bends and did not cross over each other or themselves (except where connected by demolition knots or J-hooks). <p>7. The element prepares the demolition to state 1 and advises higher headquarters (HQ) that they are ready to detonate the target. (In the event that permission is given to execute the target upon completion, the target is brought to state 2 and detonated.)</p> <p>NOTE: The element leader may hand over the target to a demolition firing party before firing. The hand-over procedures are as detailed as those found in the North Atlantic Treaty Organization (NATO) obstacle folder.</p> <p>8. If the element fires the demolition, only one soldier (with a noncommissioned officer [NCO] supervising) connects the blasting caps to the ring mains. All remaining element members are a safe distance away.</p> <p>* 9. The element leader reports the intermediate status, completion, and demolition results to higher HQ. Digital units populate the Army Battle Command System (ABCS) according to the unit's TACSOP.</p> <ul style="list-style-type: none"> a. Improved the obstacle by laying mines on enemy-side approaches and possible bypass or bridge sites. b. Recorded the mines on DA Form 1355. 		

TASK PERFORMANCE / EVALUATION SUMMARY BLOCK							
ITERATION	1	2	3	4	5	M	TOTAL
TOTAL TASK STEPS EVALUATED							
TOTAL TASK STEPS "GO"							
TRAINING STATUS "GO"/"NO-GO"							

"*" indicates a leader task step.

SUPPORTING INDIVIDUAL TASKS

Task Number	Task Title
052-193-2014	Determine the Safe Distance When Firing Explosives
052-193-2016	Place Steel-Cutting Charges
052-193-3024	Calculate Breaching Charges
052-193-3070	Calculate Concrete-Stripping Charges
052-193-3071	Determine the Method of a Bridge Attack
052-256-3034	Organize Jobsite Security

SUPPORTING COLLECTIVE TASKS

Task Number	Task Title
05-2-0314	Integrate Obstacles Into Direct- and Indirect-Fire Plans
05-2-7008	Prepare an Operation Order (OPORD) (Company/Platoon)

OPFOR TASKS AND STANDARDS

TASK: Conduct Sniper Operations (5-OPFOR-0006)

CONDITION: The opposing forces (OPFOR) element has assigned snipers (regular or irregular elements) in the enemy's rear area along the main supply route (MSR) and near support sites.

STANDARD: The OPFOR element kills or wounds targets. 1. Sets up a well-concealed location. 2. Engages vehicle drivers or personnel on foot with short bursts of semiautomatic fire. 3. Kills or wounds selected targets. 4. Prevents the position from being discovered by enemy forces. 5. Evacuates the area without being spotted. 6. Reports all specified priority intelligence requirements (PIR) and other intelligence requirements to the OPFOR headquarters (HQ).

TASK: Disrupt Defensive Preparations (5-OPFOR-0018)

CONDITION: The opposing forces (OPFOR) element has located the enemy. Priority intelligence requirements (PIR) and other intelligence requirements obtained by OPFOR patrols indicate that the enemy elements are establishing defensive positions. The OPFOR element has automatic and antiarmor weapons and light mortars.

STANDARD: The OPFOR element disrupts and delays the enemy's defensive preparations. 1. Locates and penetrates the enemy's security system. 2. Forces the enemy to delay defensive preparations. 3. Disrupts the enemy's obstacle preparations.

TASK: Surrender to the Capturing Unit on the Battlefield (5-OPFOR-0024)

CONDITION: The enemy has captured the opposing forces (OPFOR) element's soldiers, documents, and equipment sensitive to the OPFOR tactical operations.

STANDARD: The OPFOR soldiers retain or destroy documents and equipment. The OPFOR element surrenders documents and equipment of no tactical use to the enemy and attempts to conceal or destroy items of tactical value. The OPFOR element attempts escape and evasion. 1. Prevents the successful capture of documents and equipment. 2. Destroys documents and equipment. 3. Removes identifying markings from equipment. 4. Removes unit-identifying insignia. 5. Provides misleading information. 6. Plans an escape. 7. Delays movement to the nearest collection point. 8. Prevents safeguarding of enemy prisoners of war (EPWs) in order to cause embarrassment to the United States (US).

TASK: Conduct an Attack (5-OPFOR-0008)

CONDITION: The enemy is conducting tactical operations. The opposing forces (OPFOR) element receives orders to attack the enemy, the area of occupation, or the main supply route (MSR) with smoke.

STANDARD: The OPFOR element disrupts the enemy's movement and smoke operations. 1. Determines the delivery method of the smoke attack. 2. Locates the target. 3. Delivers the smoke attack downwind. 4. Attacks the enemy with smoke, and surge attacks when the enemy responds to the smoke.

TASK: Disrupt a Net Control Station (NCS) (5-OPFOR-0019)

CONDITION: The enemy has established a NCS. The opposing forces (OPFOR) element has radio and jamming equipment.

STANDARD: The OPFOR element attempts to disrupt an NCS. 1. Attempts to locate the radio frequency that the unit is operating on. 2. Attempts to enter the radio net. 3. Attempts to issue "bogus" orders to a unit on the net. 4. Jams the radio frequency and forces the unit to go to an alternate frequency.

TASK: Disrupt Construction of Vehicle Fighting Positions (5-OPFOR-0020)

CONDITION: The opposing forces (OPFOR) element has located the enemy. The priority intelligence requirements (PIR) and other intelligence obtained by OPFOR patrols indicate the enemy is constructing vehicle fighting positions within its defensive area. The OPFOR element has automatic and antiarmor weapons and light mortars.

STANDARD: The OPFOR element attempts to disrupt the enemy's efforts to establish vehicle fighting positions. 1. Locates the defensive area. 2. Surprises the main body. 3. Penetrates the defensive area with squad-size probes. 4. Inflicts casualties on the unit. 5. Destroys vehicles. 6. Disrupts the unit's preparations (prevents or delays beyond the unit's allotted time).

TASK: Defeat Obstacles (5-OPFOR-0009)

CONDITION: The opposing forces (OPFOR) element encounters an obstacle that blocks the avenue of approach as it advances upon the enemy forces.

STANDARD: The OPFOR element bypasses or breaches the enemy obstacle. 1. Detects the obstacle before halting its main body. 2. Defeats the obstacle. a. Bypasses the obstacle without entering the engagement areas. b. Breaches the obstacle within 45 minutes and passes its entire force through the obstacle. 3. Does not incur degradation to the point that the mission must be discontinued.

TASK: Disrupt an Engineer Reconnaissance (5-OPFOR-0022)

CONDITION: The enemy is conducting an engineer reconnaissance. The opposing forces (OPFOR) element is positioned along the enemy's route.

STANDARD: The OPFOR element disrupts an engineer reconnaissance. 1. Prevents the unit from meeting its specified time schedule. 2. Forces the unit to deviate from its specified route. 3. Prevents the unit from accomplishing its assigned engineer reconnaissance. 4. Surprises the unit conducting the reconnaissance.

TASK: Conduct an Ambush (5-OPFOR-0007)

CONDITION: The enemy is moving in a convoy. The opposing forces (OPFOR) element is positioned along the enemy's route.

STANDARD: The OPFOR element inflicts casualties on the enemy and causes vehicle and equipment damage. 1. Prepares an ambush site before the element arrives. 2. Surprises march element forces. 3. Inflicts heavy casualties within the designated kill zone. 4. Inflicts heavy damage to vehicles and equipment within the designated kill zone. 5. Delays the march element from reaching a specified destination for a specified period of time. 6. Withdraws on order. 7. Sustains no casualties. 8. Reports actions to superiors.

TASK: Conduct an Aerial Reconnaissance (5-OPFOR-0010)

CONDITION: The opposing forces (OPFOR) headquarters (HQ) element requires intelligence on the locations and identification of enemy elements. An aircraft is dispatched to take photographs and make a visual inspection of the enemy rear area.

STANDARD: The OPFOR element gathers photograph intelligence of the enemy. 1. Photographs the assigned sectors. 2. Makes quick visual checks where the ceiling is low. 3. Locates enemy positions in the area, particularly support and storage bases, and command and control (C2) facilities. 4. Sustains no loss of aircraft. 5. Reports priority intelligence requirements (PIR) and other information requirements to the OPFOR HQ.

TASK: Conduct Terrorist and Saboteur Attacks (5-OPFOR-0005)

CONDITION: The opposing forces (OPFOR) element dispatches small teams into the enemy's rear area to disrupt combat service support (CSS) operations.

STANDARD: The enemy sustains disrupted command and control (C2), destroyed equipment and supplies, and light casualties. 1. Locates rear support bases and C2 facilities. 2. Delays and disrupts CSS operations through probes. 3. Infiltrates CSS bases to conduct sabotage and terrorist activities. 4. Inflicts light casualties. 5. Destroys supplies and equipment.

TASK: Disrupt a Route Reconnaissance (5-OPFOR-0021)

CONDITION: The enemy is conducting a route reconnaissance. The opposing forces (OPFOR) element is positioned along the enemy's route.

STANDARD: The OPFOR element attempts to disrupt a squad/section conducting a route reconnaissance. 1. Prevents the unit from meeting its specified time schedule. 2. Forces the unit to deviate from its specified route. 3. Prevents the unit from reaching its assigned destination. 4. Surprises the squad/section. 5. Inflicts casualties on the unit.

TASK: Conduct a Raid (5-OPFOR-0004)

CONDITION: The opposing forces (OPFOR) element has occupied an objective rally point and has orders to conduct a raid on a combat service support (CSS) base.

STANDARD: The OPFOR element infiltrates the enemy's base and destroys all of the targets. 1. Surprises the enemy forces. 2. Assaults the support base and accomplishes the assigned tasks. 3. Destroys the specified equipment and supplies. 4. Avoids being decisively engaged. 5. Withdraws all personnel from the objective areas within the time prescribed. 6. Obtains all priority intelligence requirements (PIR) from the raid site. 7. Sustains only light casualties from enemy fire.

TASK: Disrupt Quartering Party Operations (5-OPFOR-0017)

CONDITION: The enemy is conducting quartering party operations. It has established an assembly area (AA) but has not moved in the main body.

STANDARD: The opposing forces (OPFOR) element attempts to disrupt quartering party operations and infiltrate the enemy's AA. 1. Locates the quartering party and the AA. 2. Surprises the main body. 3. Penetrates the AA with squad-size probes. 4. Inflicts personnel casualties and vehicle damage. 5. Disrupts the unit's preparations (prevents or delays beyond the unit's allotted time).

TASK: Disrupt Enemy Movement and Operations Using Tactical Nuclear Weapons (5-OPFOR-0016)

CONDITION: The opposing forces (OPFOR) element has located the enemy. Priority intelligence requirements (PIR) and other intelligence requirements have been obtained by OPFOR patrols. Tactical nuclear weapons are employed against key locations in the rear area.

STANDARD: The OPFOR element disrupts enemy movement and operations. 1. Disrupts or delays the movement of the enemy's equipment and supplies to the forward areas. 2. Destroys enemy equipment and supplies. 3. Inflicts a high rate of nuclear casualties among the enemy forces. 4. Denies the enemy the use of specified areas. 5. Contaminates the enemy's equipment and supplies.

TASK: Disrupt Enemy Movement and Operations Using Persistent and Nonpersistent Chemical Weapons (5-OPFOR-0015)

CONDITION: The opposing forces (OPFOR) element has located the enemy. Priority intelligence requirements (PIR) and other intelligence requirements have been obtained by OPFOR patrols. The OPFOR units deliver chemical agents, by means of conventional artillery weapons or aircraft, along selected supply routes and key bases in the rear area.

STANDARD: The OPFOR element disrupts enemy movement and operations using persistent and nonpersistent chemical weapons. 1. Delivers chemical agents in low and densely wooded areas. 2. Delays the movement of enemy supplies and equipment to the forward areas. 3. Restricts the movement of the enemy units in the rear area. 4. Channels the movement of enemy units into predesignated ambush areas. 5. Contaminates enemy supplies and equipment. 6. Inflicts a high rate of casualties on enemy forces.

TASK: Counter Passage of Lines (5-OPFOR-0012)

CONDITION: Enemy forces are in defensive positions, but they are expected to attempt passage-of-lines operations. The opposing forces (OPFOR) received orders to disrupt enemy passage-of-lines operations.

STANDARD: The OPFOR element delays or prevents enemy passage of lines. 1. Delays the passage. 2. Prevents the company from moving all personnel through the stationary unit. 3. Engages the main body of either the moving or the stationary unit.

TASK: Disrupt Movement (5-OPFOR-0014)

CONDITION: The enemy is expected to move through the opposing forces (OPFOR) element's area of operations. The OPFOR element has received an operation order (OPORD) or fragmentary order (FRAGO) to disrupt enemy movement. The enemy has the capability to defend with direct fire and antiarmor weapons.

STANDARD: The OPFOR element delays enemy movement. 1. Delays the element. 2. Forces the element to deviate from its route. 3. Prevents the element from reaching its destination. 4. Surprises the element's main body.

TASK: Conduct Air Attacks (5-OPFOR-0002)

CONDITION: The opposing forces (OPFOR) element in the rear area has forwarded the positions of the enemy support sites or the locations of moving elements. The OPFOR aircraft have been dispatched to attack enemy installations or convoys.

STANDARD: The OPFOR element attempts to delay, disrupt, or damage the enemy targets by air. 1. Locates the target (support sites or convoys). 2. Makes attack runs on the designated targets. 3. Inflicts heavy damage to the selected target. 4. Sustains no loss of aircraft. 5. Delays moving the force for more than one hour.

TASK: Defend a Minefield (5-OPFOR-0023)

CONDITION: The enemy is conducting a minefield sweeping operation. The opposing forces (OPFOR) element has a minefield placed in the enemy's path. The minefield is under constant observation and fire.

STANDARD: The OPFOR element defends a minefield against an enemy element conducting a minefield sweeping operation. 1. Prevents the unit from detecting the obstacle. 2. Disrupts the minefield sweeping operation. 3. Prevents the unit from conducting the minefield sweeping operation, prevents the unit from moving all personnel through the breach or delays the completion of the minefield sweeping operation for more than 45 minutes.

TASK: Attack (5-OPFOR-0001)

CONDITION: The opposing forces (OPFOR) element has located the enemy. The priority intelligence requirements (PIR) and other intelligence requirements have been obtained by OPFOR patrols. The OPFOR element has automatic and antiarmor weapons and light mortars.

STANDARD: The OPFOR element attempts to seize the terrain, vehicles, or equipment. 1. Develops an attack plan. 2. Surprises the enemy unit's main body. 3. Initiates the attack using a scheme of maneuver that exploits the enemy's flanks, gaps, and weaknesses. 4. Uses covered and concealed routes to approach the enemy forces' flanks, gaps, or weakly held areas. 5. Employs indirect fire to support the attack. 6. Penetrates enemy defenses. 7. Destroys equipment and supplies. 8. Inflicts heavy casualties. 9. Isolates the combat service support (CSS) base by blocking reinforcements. 10. Forces enemy units to displace. 11. Avoids being fixed in one position. 12. Withdraws before the CSS base is reinforced with tactical combat forces.

TASK: Disrupt Assembly Area (AA) Activities (5-OPFOR-0013)

CONDITION: Intelligence reports indicate that platoon- and company-size enemy units are operating in the opposing forces (OPFOR) area of operations. Enemy units can defend from AAs with direct fire, antiarmor weapons, and indirect fire. The enemy has close air support (CAS) and nuclear, biological, and chemical (NBC) capabilities.

STANDARD: The OPFOR element locates and disrupts the enemy's AA activities. 1. Locates the element's AA. 2. Probes the AA with squad- or team-size elements. 3. Inflicts more than 5 percent casualties on the element. 4. Disrupts the element's preparations (prevents or delays beyond the element's allotted time).

TASK: Maintain Contact (5-OPFOR-0003)

CONDITION: The opposing forces (OPFOR) element is engaged with enemy base defense forces. The enemy forces are withdrawing under pressure.

STANDARD: The OPFOR element maintains enemy contact while the enemy withdraws. 1. Engages the enemy forces decisively. 2. Advances the OPFOR as the enemy forces withdraw. 3. Inflicts heavy casualties. 4. Captures the members of the enemy force. 5. Captures documents and equipment. 6. Safeguards captured documents, equipment, and personnel.

ELEMENTS: Two Float Bridge Platoon Headquarters
 Four Bridge Sections
 Two Bridge Support Sections
 Two Site Support Sections
 Augment

TASK: Construct a Ribbon Raft (05-3-0621)
 (TC 5-210) (TC 5-210) (TM 5-5420-209-12)

ITERATION: 1 2 3 4 5 M (Circle)

COMMANDER/LEADER ASSESSMENT: T P U (Circle)

CONDITIONS: The ribbon bridge platoon receives the mission of constructing a ribbon raft. A river crossing site reconnaissance has been conducted by the company reconnaissance noncommissioned officer (NCO), and all crossing areas and launching sites have been determined satisfactory for use. Site security and engineer rally point (ERP) support have been established by other units. The platoon is at full-authorized equipment and manpower strength, the soldiers are well trained, and all assault crossing elements are currently located in the engineer equipment park (EEP) two miles from the crossing site. Some iterations of this task should be performed in MOPP4.

TASK STANDARDS: The element constructs a military load classification (MLC) 60 ribbon raft, on order. The element must design, construct, and operate the raft to the published standards. The time required to perform this task is increased when conducting it in mission-oriented protection posture (MOPP) 4.

TASK STEPS AND PERFORMANCE MEASURES	GO	NO-GO
<ul style="list-style-type: none"> * 1. The element leader/sergeant ensures that the unit is mission ready. <ul style="list-style-type: none"> a. Ensured that all required equipment and personnel were available and mission ready. b. Issued a detailed operation order (OPORD), outlining resources to be committed, construction methods, a construction and operations timetable, and other pertinent coordinating instructions. c. Established communications with higher headquarters (HQ) and the crossing area command group. d. Coordinated for mission support, such as site security; air defense; smoke/nuclear, biological, and chemical (NBC) decontamination; or host nation support. e. Demanded adherence to safety procedures according to the unit's standing operating procedure (SOP) and current publications, to include-- <ul style="list-style-type: none"> (1) All personnel working over water must be drown-proof qualified, wear an approved personal-flotation device (PFD), and have their pants unbloused. (2) Personnel must ground guide all vehicles on the work site. * 2. The element leader/sergeant prepares the unit for and directs execution of the mission. <ul style="list-style-type: none"> a. Organized the unit into boat, transporter, raft, launching site, and engineer equipment park (EEP) crews. b. Appointed raft, launching site, and EEP noncommissioned officers in charge (NCOICs), as required. c. Briefed and issued the OPORD to subordinate NCOs, outlining the duties of each. d. Established and maintained constant communications with the EEP. 		

TASK STEPS AND PERFORMANCE MEASURES	GO	NO-GO
<p>e. Enforced the unit's tactical discipline, to include vehicle and personnel dispersion, cover and concealment, wearing of proper common table(s) of allowances (CTA-) 50 items, and carrying and use of any necessary weapon and ammunition assigned.</p> <p>f. Spot checked all areas constantly, making corrections and issuing orders as necessary.</p> <p>* 3. The raft commander prepares for and supervises ribbon raft construction.</p> <p>a. Coordinated mission execution (timetables, coordinating instructions) with boat, transporter, and launching site crews.</p> <p>b. Assigned duties and responsibilities to the raft crew for the upcoming raft construction and operation.</p> <p>c. Supervised raft construction and operation.</p> <p>d. Ensured that all required tools and equipment were on hand and serviceable</p> <p>4. The launching site NCOIC prepares for and supervises the bay launchings.</p> <p>a. Directed final ramp/bank preparation at the launching site, if necessary.</p> <p>b. Prepared a traffic management plan for the launching site area to ensure an efficient flow of vehicles and equipment.</p> <p>c. Assigned duties and responsibilities to the launching site crew for the upcoming mission.</p> <p>d. Ensured that all required tools and equipment were on hand and serviceable.</p> <p>e. Maintained constant communication with the EEP.</p> <p>5. The EEP NCOIC prepares for raft construction.</p> <p>a. Directed tactical parking and quartering of all vehicles, equipment, and support elements.</p> <p>b. Prepared a traffic management plan that ensured a smooth flow of traffic through the equipment park.</p> <p>c. Assigned duties and responsibilities to the EEP crew for the upcoming mission.</p> <p>d. Organized serials for movement to the launching site according to the OPORD and orders from the crossing site NCOIC.</p> <p>e. Controlled all unit movement to the crossing area.</p> <p>(1) Briefed operators on designated and alternate movement routes.</p> <p>(2) Ensured that all vehicles and equipment were mission ready.</p> <p>(3) Ensured tactical movement from the EEP (proper vehicle intervals, noise and light discipline, and blackout driving).</p> <p>f. Maintained constant communications with the crossing site.</p> <p>g. Ensured that the EEP remained as tactical as possible (proper camouflage, vehicle and personnel dispersion, and site security).</p> <p>h. Established ERPs, when required.</p> <p>* 6. Bridge boat commanders prepare for raft construction.</p> <p>a. Launched the bridge erection boats (BEBs).</p> <p>(1) Followed procedures for a slow or fast water launch from the transporter.</p> <p>(2) Ensured that the launching site had a uniform, stable bank with a slope of 11 degrees or less.</p> <p>(3) Ensured that the water depth at the launching site was 48 inches or more.</p> <p>NOTE: BEBs can also be transported and deployed by helicopter.</p> <p>b. Retrieved bays and pushed them into the construction area.</p> <p>(1) BEB operators approached the bay from the downstream side.</p>		

TASK STEPS AND PERFORMANCE MEASURES	GO	NO-GO
<p>(2) BEB operators contacted the bay with the boat's front push knees centered on the downstream side of the bay pontoon.</p> <p>(3) Assistant boat operators tightly secured 3/4-inch diameter (minimum) bowlines from each anchoring pin of the bay's downstream bow pontoon to the bow bollard on its respective side of the boat.</p> <p>NOTE: In currents greater than 5 feet per second (fps), the bowlines may be attached to the bay cleats of the boat.</p> <p>(4) Assistant boat operators then secured steering lines from the stern bollard of the boat to the anchoring pin of the bay.</p> <p>NOTE: Steering lines may be omitted where the tactical situation demands construction expediency.</p> <p>(5) Boat operators moved the bay to the construction area from the downstream side.</p> <p>(6) Took further orders from the raft commander.</p> <p>c. Assisted in raft construction and rafting operations.</p> <p>NOTE: Boat operators will take all orders from the raft commander.</p> <p>(1) Used conventional boat attachments (boats tied off on the downstream side of the raft perpendicular to raft) in stream velocities greater than 5 fps and always with class 60 and light tactical rafts (LTRs).</p> <p>(a) Positioned the boats (see TC 5-210 for the number of boats) on the downstream side of the raft with the front push knees centered on the interior bays next to either ramp bay.</p> <p>(b) Secured bowlines between the cleats on the bays and bow bollards on the boats.</p> <p>(c) Secured the steering lines between the anchor pins on the bay and the bollards at the stern of the boat.</p> <p>NOTE: Use 1-inch manila rope for steering lines.</p> <p>(d) Tightened the stern lines down using the capstan at the back of the boats.</p> <p>(2) Used longitudinal boat attachments (boats tied off parallel to the raft, one on each side) for rafting heavy equipment.</p> <p>NOTE: This is the preferred method due to the higher raft classification (used only on ribbon rafts).</p> <p>(a) Positioned the boats in the center of the raft, against the pontoon rafting brackets, on opposite sides and facing the same direction.</p> <p>(b) Assistant boat operators secured 3/4-inch diameter (minimum) bow and stern lines to the raft anchor pins farthest from the boat's bow or stern in their respective directions.</p> <p>(c) Tightened the stern lines down using the capstan at the back of the boats.</p> <p>(d) The raft commander then lined up the centerline of the raft with the offload ramp and maneuvered the raft to the bank where soldiers connected the approach guy system and prepared the raft for loading and offloading.</p> <p>NOTE: Approach guys must be used each time a raft is loaded or unloaded to prevent the raft from "slipping" out from under a vehicle loading or unloading from a raft.</p> <p>d. Performed safety boat duties.</p> <p>(1) Manned the safety boat with at least two qualified helmsmen experienced in recovering personnel from the water, basic first aid, artificial respiration, and radio procedures.</p> <p>NOTE: At least one soldier must know how to swim and preferably be lifesaver qualified.</p>		

TASK STEPS AND PERFORMANCE MEASURES	GO	NO-GO
<p>(2) Ensured that the safety boat was equipped with the proper lifesaving and safety equipment.</p> <p>NOTE: See TC 5-210.</p> <p>(3) Warned off approaching civilian craft or other vessels that might interfere with the operations, as required in the unit's SOP.</p> <p>NOTE: In areas of busy watercraft traffic, or by the commander's direction, more than one safety boat may be designated.</p> <p>7. Transporter operators prepare to launch the bays for raft construction.</p> <p>a. Moved from the EEP to the launching ramp, on order from the EEP NCOIC.</p> <p>(1) Ensured that the transporter and the bays were mission ready.</p> <p>NOTE: Perform the proper preventive-maintenance checks and services (PMCS) and prepare the bay for launching, if using the free-launch method.</p> <p>(2) Learned designated travel routes and complied with other pertinent coordinating instructions.</p> <p>(3) Practiced tactical discipline en route to and from the launching site using the proper convoy spacing, air guards, blackout driving, and noise and light discipline.</p> <p>b. Launched the ribbon bays under the direction of the launching site NCOIC.</p> <p>(1) Ensured that the ramp or bank was suitable before the launch (uniform and stable surface, and slope did not exceed the maximum allowable).</p> <p>(2) Used the free-launch method (preferred).</p> <p>NOTES:</p> <p>1. See TC 5-210 or Technical Manual (TM) 5-5420-209-12 for the preferred method and procedures.</p> <p>2. Always use a ground guide when backing a transporter into the water or to a bank's edge.</p> <p>c. Returned the transporter to the EEP after launching a bay.</p> <p>(1) Moved the transporter away from the launching site to a location designated by the launching site NCOIC and prepared it for road movement.</p> <p>(2) Moved the transporter back to the EEP and took further orders from the EEP NCOIC, on order from the launching site NCOIC.</p> <p>8. Raft construction crews construct the raft after launching a bay.</p> <p>a. Boarded the unfolded bays from a BEB (midstream construction) or from the shore (onshore construction).</p> <p>b. The boat operator maneuvered one bay into the connection position from the downstream side, with the other bay remaining stationary.</p> <p>c. Soldiers on the stationary bay or raft (when the bays were as close as possible) threw tag lines to the soldiers on the approaching bay who then secured the lines to the bay rope cleats.</p> <p>d. Soldiers on the stationary bay then pulled the approaching bay into the proper position where other soldiers connected the bridge bay upper connectors (dog bones).</p> <p>e. Connected the lower-lock drive pins on the bays by turning the T-bar connecting wrench in the clockwise direction.</p> <p>NOTE: The top of the lower-lock drive pin is 3/4 inch below the deck when fully engaged.</p> <p>f. Used wrecking bars to adjust the bay until it was properly positioned, if connection was difficult.</p> <p>g. Disconnected the boat if it was not needed for raft propulsion.</p> <p>h. Performed raft operation and maintenance tasks as assigned when construction was complete.</p>		

TASK STEPS AND PERFORMANCE MEASURES	GO	NO-GO
<p>NOTES:</p> <p>1. When connecting a ramp bay to an interior bay, a ramp bay connection tool and a wrecking bar must be used together to pull the ramp bay into a connection position.</p> <p>2. When construction takes place near the shore, soldiers pull the bays into position using tag lines on the shore.</p> <p>9. Launching site crews prepare for raft construction.</p> <p> a. Performed site preparation duties as assigned by the site NCOIC.</p> <p> b. Ground guided the transporters through the launching site and in and out of the launching ramp.</p> <p> c. Prepared, erected, and maintained the proper raft anchorage system.</p> <p>10. EEP crews prepare for raft construction.</p> <p> a. Performed site preparation, operation, and maintenance duties as assigned by the EEP NCOIC.</p> <p> b. Ground guided vehicles as necessary through the equipment park.</p> <p>*11. The element leader conducts the final raft inspection, ensuring that--</p> <p> a. Latches are secured.</p> <p> b. Lower lock drives are secured.</p> <p> c. All bilge plugs are installed.</p> <p> d. Ramp pumps are in the traffic position.</p> <p> e. Approach guys are installed at a 45-degree angle.</p> <p> f. BEBs are secured to the raft.</p> <p>*12. The element leader reports raft completion.</p>		

TASK PERFORMANCE / EVALUATION SUMMARY BLOCK							
ITERATION	1	2	3	4	5	M	TOTAL
TOTAL TASK STEPS EVALUATED							
TOTAL TASK STEPS "GO"							
TRAINING STATUS "GO"/"NO-GO"							

"*" indicates a leader task step.

SUPPORTING INDIVIDUAL TASKS

Task Number	Task Title
052-198-1202	Operate the Bridge-Erection Boat
052-198-1204	Launch Bridge-Erection Boat M945
052-198-1251	Free Launch Ribbon Bridge Bays (M945)
052-198-1252	High Bank Launch Ribbon Bridge Bays (M945)
052-198-1260	Drive a Bridge Transporter (M945)
052-198-1265	Retrieve Ribbon Bridge Bays (M945)
052-198-1310	Load a Bridge Adapter Pallet (BAP)
052-198-1311	Transload a Flatrack
052-198-1320	Connect Ribbon Bridge Bays
052-198-1321	Launch a Bridge Erection Boat (M1977)
052-198-1322	Retrieve a Bridge Erection Boat (M1977)
052-198-1323	Control Launch Ribbon Bridge Bays (M1977)
052-198-1324	Free Launch Ribbon Bridge Bays (M1977)

SUPPORTING INDIVIDUAL TASKS

Task Number	Task Title
052-198-1325	High Bank Launch Ribbon Bridge Bays (M1977)
052-198-1326	Drive a Bridge Transporter (M1977)
052-198-1327	Retrieve Ribbon Bridge Bays (M1977)
052-198-1328	Perform Hydraulic Slave Operations on a Disabled (M1977)
052-198-1330	Install Approach Guys
052-198-1331	Perform Operator Preventive Maintenance Checks and Services on Bridging Equipment
052-198-2066	Direct Maintenance of Float Bridges
052-198-2100	Direct Launching of a Bridge-Erection Boat
052-198-2102	Direct Retrieval of a Bridge-Erection Boat
052-198-2104	Direct Launching of Ribbon-Bridge Bays
052-198-2105	Direct Retrieval of Ribbon-Bridge Bays
052-198-2161	Direct Hydraulic Slave Operations on a Disabled M1977
052-198-2162	Direct Preventive Maintenance Checks and Services of Bridging Equipment
052-198-2163	Direct Crews in the Installation of an Overhead Anchorage System
052-198-3081	Direct Assembly of a Ribbon Bridge Raft
052-198-3101	Direct the Installation of Shore Guys
052-198-3103	Determine Engineer Equipment Park (EEP)/ Engineer Regulating Point (ERP) Requirements
052-198-3105	Supervise Preventive Maintenance Checks and Services (PMCS) of Bridging Equipment

SUPPORTING COLLECTIVE TASKS

Task Number	Task Title
05-2-7008	Prepare an Operation Order (OPORD) (Company/Platoon)

OPFOR TASKS AND STANDARDS

TASK: Disrupt a Route Reconnaissance (5-OPFOR-0021)

CONDITION: The enemy is conducting a route reconnaissance. The opposing forces (OPFOR) element is positioned along the enemy's route.

STANDARD: The OPFOR element attempts to disrupt a squad/section conducting a route reconnaissance. 1. Prevents the unit from meeting its specified time schedule. 2. Forces the unit to deviate from its specified route. 3. Prevents the unit from reaching its assigned destination. 4. Surprises the squad/section. 5. Inflicts casualties on the unit.

TASK: Surrender to the Capturing Unit on the Battlefield (5-OPFOR-0024)

CONDITION: The enemy has captured the opposing forces (OPFOR) element's soldiers, documents, and equipment sensitive to the OPFOR tactical operations.

STANDARD: The OPFOR soldiers retain or destroy documents and equipment. The OPFOR element surrenders documents and equipment of no tactical use to the enemy and attempts to conceal or destroy items of tactical value. The OPFOR element attempts escape and evasion. 1. Prevents the successful capture of documents and equipment. 2. Destroys documents and equipment. 3. Removes identifying markings from equipment. 4. Removes unit-identifying insignia. 5. Provides misleading information. 6. Plans an escape. 7. Delays movement to the nearest collection point. 8. Prevents safeguarding of enemy prisoners of war (EPWs) in order to cause embarrassment to the United States (US).

TASK: Disrupt a Net Control Station (NCS) (5-OPFOR-0019)

CONDITION: The enemy has established a NCS. The opposing forces (OPFOR) element has radio and jamming equipment.

STANDARD: The OPFOR element attempts to disrupt an NCS. 1. Attempts to locate the radio frequency that the unit is operating on. 2. Attempts to enter the radio net. 3. Attempts to issue "bogus" orders to a unit on the net. 4. Jams the radio frequency and forces the unit to go to an alternate frequency.

TASK: Disrupt Construction of Vehicle Fighting Positions (5-OPFOR-0020)

CONDITION: The opposing forces (OPFOR) element has located the enemy. The priority intelligence requirements (PIR) and other intelligence obtained by OPFOR patrols indicate the enemy is constructing vehicle fighting positions within its defensive area. The OPFOR element has automatic and antiarmor weapons and light mortars.

STANDARD: The OPFOR element attempts to disrupt the enemy's efforts to establish vehicle fighting positions. 1. Locates the defensive area. 2. Surprises the main body. 3. Penetrates the defensive area with squad-size probes. 4. Inflicts casualties on the unit. 5. Destroys vehicles. 6. Disrupts the unit's preparations (prevents or delays beyond the unit's allotted time).

TASK: Disrupt an Engineer Reconnaissance (5-OPFOR-0022)

CONDITION: The enemy is conducting an engineer reconnaissance. The opposing forces (OPFOR) element is positioned along the enemy's route.

STANDARD: The OPFOR element disrupts an engineer reconnaissance. 1. Prevents the unit from meeting its specified time schedule. 2. Forces the unit to deviate from its specified route. 3. Prevents the unit from accomplishing its assigned engineer reconnaissance. 4. Surprises the unit conducting the reconnaissance.

TASK: Defend a Minefield (5-OPFOR-0023)

CONDITION: The enemy is conducting a minefield sweeping operation. The opposing forces (OPFOR) element has a minefield placed in the enemy's path. The minefield is under constant observation and fire.

STANDARD: The OPFOR element defends a minefield against an enemy element conducting a minefield sweeping operation. 1. Prevents the unit from detecting the obstacle. 2. Disrupts the minefield sweeping operation. 3. Prevents the unit from conducting the minefield sweeping operation, prevents the unit from moving all personnel through the breach or delays the completion of the minefield sweeping operation for more than 45 minutes.

TASK: Disrupt Defensive Preparations (5-OPFOR-0018)

CONDITION: The opposing forces (OPFOR) element has located the enemy. Priority intelligence requirements (PIR) and other intelligence requirements obtained by OPFOR patrols indicate that the enemy elements are establishing defensive positions. The OPFOR element has automatic and antiarmor weapons and light mortars.

STANDARD: The OPFOR element disrupts and delays the enemy's defensive preparations. 1. Locates and penetrates the enemy's security system. 2. Forces the enemy to delay defensive preparations. 3. Disrupts the enemy's obstacle preparations.

TASK: Disrupt Quartering Party Operations (5-OPFOR-0017)

CONDITION: The enemy is conducting quartering party operations. It has established an assembly area (AA) but has not moved in the main body.

STANDARD: The opposing forces (OPFOR) element attempts to disrupt quartering party operations and infiltrate the enemy's AA. 1. Locates the quartering party and the AA. 2. Surprises the main body. 3. Penetrates the AA with squad-size probes. 4. Inflicts personnel casualties and vehicle damage. 5. Disrupts the unit's preparations (prevents or delays beyond the unit's allotted time).

TASK: Disrupt Enemy Movement and Operations Using Tactical Nuclear Weapons (5-OPFOR-0016)

CONDITION: The opposing forces (OPFOR) element has located the enemy. Priority intelligence requirements (PIR) and other intelligence requirements have been obtained by OPFOR patrols. Tactical nuclear weapons are employed against key locations in the rear area.

STANDARD: The OPFOR element disrupts enemy movement and operations. 1. Disrupts or delays the movement of the enemy's equipment and supplies to the forward areas. 2. Destroys enemy equipment and supplies. 3. Inflicts a high rate of nuclear casualties among the enemy forces. 4. Denies the enemy the use of specified areas. 5. Contaminates the enemy's equipment and supplies.

TASK: Disrupt Movement (5-OPFOR-0014)

CONDITION: The enemy is expected to move through the opposing forces (OPFOR) element's area of operations. The OPFOR element has received an operation order (OPORD) or fragmentary order (FRAGO) to disrupt enemy movement. The enemy has the capability to defend with direct fire and antiarmor weapons.

STANDARD: The OPFOR element delays enemy movement. 1. Delays the element. 2. Forces the element to deviate from its route. 3. Prevents the element from reaching its destination. 4. Surprises the element's main body.

TASK: Disrupt Assembly Area (AA) Activities (5-OPFOR-0013)

CONDITION: Intelligence reports indicate that platoon- and company-size enemy units are operating in the opposing forces (OPFOR) area of operations. Enemy units can defend from AAs with direct fire, antiarmor weapons, and indirect fire. The enemy has close air support (CAS) and nuclear, biological, and chemical (NBC) capabilities.

STANDARD: The OPFOR element locates and disrupts the enemy's AA activities. 1. Locates the element's AA. 2. Probes the AA with squad- or team-size elements. 3. Inflicts more than 5 percent casualties on the element. 4. Disrupts the element's preparations (prevents or delays beyond the element's allotted time).

ELEMENTS: Two Float Bridge Platoon Headquarters
 Four Bridge Sections
 Two Bridge Support Sections

TASK: Use Helicopters in Float-Bridge (Ribbon) Construction (05-3-0625)
 (FM 10-450-3) (FM 10-450-3) (TC 5-210)
 (TM 5-5420-209-12)

ITERATION: 1 2 3 4 5 M (Circle)
COMMANDER/LEADER ASSESSMENT: T P U (Circle)

CONDITIONS: The element has been directed to use helicopters to construct a ribbon bridge or raft. Air superiority has been gained. Pickup zones (PZ) and landing zones (LZ) have been selected and prepared for use. PZs are secure from direct and short-range indirect fire. Sufficient helicopters are available, and weather permits safe operation. The supplementary set is available. Some iterations of this task should be performed in MOPP4.

TASK STANDARDS: A ribbon bridge and bridge erection boats (BEBs) are rigged and lifted by helicopters. The boats are unloaded at the bridge construction location. The time required to perform this task is increased when conducting it in mission-oriented protection posture (MOPP) 4.

TASK STEPS AND PERFORMANCE MEASURES	GO	NO-GO
<ul style="list-style-type: none"> * 1. The element leader plans and issues a warning order (WO) to the platoon sergeant, the squad leader, and the raft commanders. * 2. The platoon leader coordinates with the aviation unit liaison officer, ensuring that-- <ul style="list-style-type: none"> a. The PZ/LZ meet requirements for the helicopters to be used, such as cargo helicopter (CH-) 54 or CH-47. b. Radio communications are established between the platoon and the aircraft. c. Bridge erection boats (BEBs) are rigged properly IAW current FM's. * 3. The platoon sergeant organizes the platoon. <ul style="list-style-type: none"> a. Divided the platoon into 2 PZ crews and 1 LZ crew. b. Designated an NCO as crew leader/slingman for each PZ crew. c. Instructed the crew leader and crews to obtain and prepare equipment. d. Reported the preparation completion to the platoon leader. * 4. The element leader coordinates with other units/sections, such as boat support or communications. * 5. The element leader briefs all personnel. <ul style="list-style-type: none"> a. Demanded adherence to safety procedures according to the unit's standing operating procedure (SOP) or current supporting publications. b. Outlined the action to take in the event of an enemy attack. c. Ensured that soldiers understood the mission and the guidance given. d. Designated a safety noncommissioned officer (NCO). e. Directed the start of the operation upon arrival of the aircraft. 6. PZ crews prepare loads onsite. <ul style="list-style-type: none"> a. Launched ribbon bays onto the ground at the center of the PZ. b. Rigged lifting slings to the bays. c. Positioned ribbon bays latches, as required. d. Provided an electrical ground for the bays. 		

TASK STEPS AND PERFORMANCE MEASURES	GO	NO-GO
e. Drove a static discharge rod into the ground. f. Positioned personnel to hook the slings to the aircraft. * 7. The crew leader/slingman directs the pilot during hookup. a. Used the proper hand and arm signals. b. Directed a PZ crew member to touch the end of the discharge rod to the aircraft. c. Directed a PZ crew member to hook the sling's lift ring to the aircraft. d. Ensured that all personnel were clear of the bay. e. Signaled the pilot to lift the bays. f. Reported the completion of the lift to the platoon leader. * 8. The platoon sergeant directs the crew receiving bays. a. Directed boat operators to stay downstream of the LZ. b. Ensured that crew members were prepared for the bay's arrival. c. Used hand and arm signals to direct the pilot to the LZ. d. Signaled the pilot to disconnect. e. Directed boat operators to connect to the bays. f. Directed the opening of the ribbon bays. g. Directed boat operators to retrieve, connect to, and move the bay to the raft or bridge assembly site. 9. The element continues lift operations until the raft or bridge is complete. NOTE: See Subtasks 6a through 8g. *10. The element leader reports operation completion to higher headquarters (HQ).		

TASK PERFORMANCE / EVALUATION SUMMARY BLOCK							
ITERATION	1	2	3	4	5	M	TOTAL
TOTAL TASK STEPS EVALUATED							
TOTAL TASK STEPS "GO"							
TRAINING STATUS "GO"/"NO-GO"							

"*" indicates a leader task step.

SUPPORTING INDIVIDUAL TASKS

Task Number	Task Title
052-198-1202	Operate the Bridge-Erection Boat
052-198-1329	Prepare Ribbon Bridge Equipment For Air Transport
052-198-2160	Direct Preparation of Ribbon Bridge Equipment For Air Transport
052-198-2162	Direct Preventive Maintenance Checks and Services of Bridging Equipment
052-198-3102	Supervise Preparation of Ribbon Bridge Equipment for Air Transport
052-198-4104	Determine Area Requirements for Air Lift Operations

SUPPORTING COLLECTIVE TASKS

Task Number	Task Title
05-3-0045	Conduct Water Safety Operations
07-1-1923.05-T01A	React to Indirect Fire

OPFOR TASKS AND STANDARDS

TASK: Surrender to the Capturing Unit on the Battlefield (5-OPFOR-0024)

CONDITION: The enemy has captured the opposing forces (OPFOR) element's soldiers, documents, and equipment sensitive to the OPFOR tactical operations.

STANDARD: The OPFOR soldiers retain or destroy documents and equipment. The OPFOR element surrenders documents and equipment of no tactical use to the enemy and attempts to conceal or destroy items of tactical value. The OPFOR element attempts escape and evasion. 1. Prevents the successful capture of documents and equipment. 2. Destroys documents and equipment. 3. Removes identifying markings from equipment. 4. Removes unit-identifying insignia. 5. Provides misleading information. 6. Plans an escape. 7. Delays movement to the nearest collection point. 8. Prevents safeguarding of enemy prisoners of war (EPWs) in order to cause embarrassment to the United States (US).

TASK: Disrupt a Net Control Station (NCS) (5-OPFOR-0019)

CONDITION: The enemy has established a NCS. The opposing forces (OPFOR) element has radio and jamming equipment.

STANDARD: The OPFOR element attempts to disrupt an NCS. 1. Attempts to locate the radio frequency that the unit is operating on. 2. Attempts to enter the radio net. 3. Attempts to issue "bogus" orders to a unit on the net. 4. Jams the radio frequency and forces the unit to go to an alternate frequency.

TASK: Disrupt Construction of Vehicle Fighting Positions (5-OPFOR-0020)

CONDITION: The opposing forces (OPFOR) element has located the enemy. The priority intelligence requirements (PIR) and other intelligence obtained by OPFOR patrols indicate the enemy is constructing vehicle fighting positions within its defensive area. The OPFOR element has automatic and antiarmor weapons and light mortars.

STANDARD: The OPFOR element attempts to disrupt the enemy's efforts to establish vehicle fighting positions. 1. Locates the defensive area. 2. Surprises the main body. 3. Penetrates the defensive area with squad-size probes. 4. Inflicts casualties on the unit. 5. Destroys vehicles. 6. Disrupts the unit's preparations (prevents or delays beyond the unit's allotted time).

TASK: Disrupt an Engineer Reconnaissance (5-OPFOR-0022)

CONDITION: The enemy is conducting an engineer reconnaissance. The opposing forces (OPFOR) element is positioned along the enemy's route.

STANDARD: The OPFOR element disrupts an engineer reconnaissance. 1. Prevents the unit from meeting its specified time schedule. 2. Forces the unit to deviate from its specified route. 3. Prevents the unit from accomplishing its assigned engineer reconnaissance. 4. Surprises the unit conducting the reconnaissance.

TASK: Defend a Minefield (5-OPFOR-0023)

CONDITION: The enemy is conducting a minefield sweeping operation. The opposing forces (OPFOR) element has a minefield placed in the enemy's path. The minefield is under constant observation and fire.

STANDARD: The OPFOR element defends a minefield against an enemy element conducting a minefield sweeping operation. 1. Prevents the unit from detecting the obstacle. 2. Disrupts the minefield sweeping operation. 3. Prevents the unit from conducting the minefield sweeping operation, prevents the unit from moving all personnel through the breach or delays the completion of the minefield sweeping operation for more than 45 minutes.

TASK: Disrupt a Route Reconnaissance (5-OPFOR-0021)

CONDITION: The enemy is conducting a route reconnaissance. The opposing forces (OPFOR) element is positioned along the enemy's route.

STANDARD: The OPFOR element attempts to disrupt a squad/section conducting a route reconnaissance. 1. Prevents the unit from meeting its specified time schedule. 2. Forces the unit to deviate from its specified route. 3. Prevents the unit from reaching its assigned destination. 4. Surprises the squad/section. 5. Inflicts casualties on the unit.

TASK: Disrupt Defensive Preparations (5-OPFOR-0018)

CONDITION: The opposing forces (OPFOR) element has located the enemy. Priority intelligence requirements (PIR) and other intelligence requirements obtained by OPFOR patrols indicate that the enemy elements are establishing defensive positions. The OPFOR element has automatic and antiarmor weapons and light mortars.

STANDARD: The OPFOR element disrupts and delays the enemy's defensive preparations. 1. Locates and penetrates the enemy's security system. 2. Forces the enemy to delay defensive preparations. 3. Disrupts the enemy's obstacle preparations.

TASK: Disrupt Quartering Party Operations (5-OPFOR-0017)

CONDITION: The enemy is conducting quartering party operations. It has established an assembly area (AA) but has not moved in the main body.

STANDARD: The opposing forces (OPFOR) element attempts to disrupt quartering party operations and infiltrate the enemy's AA. 1. Locates the quartering party and the AA. 2. Surprises the main body. 3. Penetrates the AA with squad-size probes. 4. Inflicts personnel casualties and vehicle damage. 5. Disrupts the unit's preparations (prevents or delays beyond the unit's allotted time).

TASK: Disrupt Enemy Movement and Operations Using Tactical Nuclear Weapons (5-OPFOR-0016)

CONDITION: The opposing forces (OPFOR) element has located the enemy. Priority intelligence requirements (PIR) and other intelligence requirements have been obtained by OPFOR patrols. Tactical nuclear weapons are employed against key locations in the rear area.

STANDARD: The OPFOR element disrupts enemy movement and operations. 1. Disrupts or delays the movement of the enemy's equipment and supplies to the forward areas. 2. Destroys enemy equipment and supplies. 3. Inflicts a high rate of nuclear casualties among the enemy forces. 4. Denies the enemy the use of specified areas. 5. Contaminates the enemy's equipment and supplies.

TASK: Disrupt Movement (5-OPFOR-0014)

CONDITION: The enemy is expected to move through the opposing forces (OPFOR) element's area of operations. The OPFOR element has received an operation order (OPORD) or fragmentary order (FRAGO) to disrupt enemy movement. The enemy has the capability to defend with direct fire and antiarmor weapons.

STANDARD: The OPFOR element delays enemy movement. 1. Delays the element. 2. Forces the element to deviate from its route. 3. Prevents the element from reaching its destination. 4. Surprises the element's main body.

TASK: Disrupt Assembly Area (AA) Activities (5-OPFOR-0013)

CONDITION: Intelligence reports indicate that platoon- and company-size enemy units are operating in the opposing forces (OPFOR) area of operations. Enemy units can defend from AAs with direct fire, antiarmor weapons, and indirect fire. The enemy has close air support (CAS) and nuclear, biological, and chemical (NBC) capabilities.

STANDARD: The OPFOR element locates and disrupts the enemy's AA activities. 1. Locates the element's AA. 2. Probes the AA with squad- or team-size elements. 3. Inflicts more than 5 percent casualties on the element. 4. Disrupts the element's preparations (prevents or delays beyond the element's allotted time).

ELEMENTS: Two Float Bridge Platoon Headquarters
 Four Bridge Sections
 Two Bridge Support Sections
 Support Platoon Headquarters
 Maintenance and Equipment Section
 Two Site Support Sections
 Augment

TASK: Prepare Equipment for Air Movement Operations (05-3-0914)
 (DOD REG 4500.9-R PT III) (FM 55-9)

ITERATION: 1 2 3 4 5 M (Circle)

COMMANDER/LEADER ASSESSMENT: T P U (Circle)

CONDITIONS: Air transport of equipment is directed as part of an airborne operation. Skilled technical supervisors, special transportation, and material-handling equipment are available. Some iterations of this task should be performed in MOPP4.

TASK STANDARDS: Equipment for the operation is selected according to the marshalling plan. The equipment is broken down into sections, if necessary. It is cleaned, loaded, and rigged so that the load is secure and will not be rejected when inspected. The time required to prepare is increased when conducting this task in mission-oriented protection posture (MOPP) 4.

TASK STEPS AND PERFORMANCE MEASURES	GO	NO-GO
<ul style="list-style-type: none"> * 1. The element leader conducts troop-leading procedures. * 2. The element leader plans and coordinates the operation. <ul style="list-style-type: none"> a. Requested aircraft through the battalion Operations and Training Officer (US Army) (S3). b. Coordinated with the battalion S3. Gave the type, quantity, and weight of the equipment and the number of personnel to be transported. c. Coordinated the pickup and landing locations. * 3. The platoon sergeant (PSG) coordinates the pickup operations. <ul style="list-style-type: none"> a. Conducted a reconnaissance of the airstrip and the access routes onto it. b. Requested additional personnel; for example, medics and mechanics. c. Determined load priorities. d. Coordinated equipment arrival times at the airstrip. e. Placed the equipment at least 100 meters apart. 4. The squad prepares the equipment for movement. <ul style="list-style-type: none"> a. Cleaned equipment of all loose dirt, mud, and grease. b. Disassembled the equipment into its appropriate parts as required by aircraft restrictions. c. Rigged equipment to stay in place during transport. * 5. The element leader/PSG inspects the rigging of the equipment within the aircraft. * 6. The element leader/PSG submits status reports as prescribed in the unit standing operating procedure (SOP). 		

TASK PERFORMANCE / EVALUATION SUMMARY BLOCK							
ITERATION	1	2	3	4	5	M	TOTAL
TOTAL TASK STEPS EVALUATED							
TOTAL TASK STEPS "GO"							
TRAINING STATUS "GO"/"NO-GO"							

"*" indicates a leader task step.

SUPPORTING INDIVIDUAL TASKS

Task Number	Task Title
052-254-1065	Prepare Heavy Construction Equipment for Transportation
052-255-1048	Load/Unload Crane on Transport
052-255-1049	Prepare Crane Attachments for Transport

SUPPORTING COLLECTIVE TASKS

Task Number	Task Title
05-2-1218	Conduct Report Procedures
05-3-1018	Conduct Troop-Leading Procedures

OPFOR TASKS AND STANDARDS

TASK: Defend a Minefield (5-OPFOR-0023)

CONDITION: The enemy is conducting a minefield sweeping operation. The opposing forces (OPFOR) element has a minefield placed in the enemy's path. The minefield is under constant observation and fire.

STANDARD: The OPFOR element defends a minefield against an enemy element conducting a minefield sweeping operation. 1. Prevents the unit from detecting the obstacle. 2. Disrupts the minefield sweeping operation. 3. Prevents the unit from conducting the minefield sweeping operation, prevents the unit from moving all personnel through the breach or delays the completion of the minefield sweeping operation for more than 45 minutes.

TASK: Conduct an Ambush (5-OPFOR-0007)

CONDITION: The enemy is moving in a convoy. The opposing forces (OPFOR) element is positioned along the enemy's route.

STANDARD: The OPFOR element inflicts casualties on the enemy and causes vehicle and equipment damage. 1. Prepares an ambush site before the element arrives. 2. Surprises march element forces. 3. Inflicts heavy casualties within the designated kill zone. 4. Inflicts heavy damage to vehicles and equipment within the designated kill zone. 5. Delays the march element from reaching a specified destination for a specified period of time. 6. Withdraws on order. 7. Sustains no casualties. 8. Reports actions to superiors.

TASK: Maintain Contact (5-OPFOR-0003)

CONDITION: The opposing forces (OPFOR) element is engaged with enemy base defense forces. The enemy forces are withdrawing under pressure.

STANDARD: The OPFOR element maintains enemy contact while the enemy withdraws. 1. Engages the enemy forces decisively. 2. Advances the OPFOR as the enemy forces withdraw. 3. Inflicts heavy casualties. 4. Captures the members of the enemy force. 5. Captures documents and equipment. 6. Safeguards captured documents, equipment, and personnel.

TASK: Conduct a Raid (5-OPFOR-0004)

CONDITION: The opposing forces (OPFOR) element has occupied an objective rally point and has orders to conduct a raid on a combat service support (CSS) base.

STANDARD: The OPFOR element infiltrates the enemy's base and destroys all of the targets. 1. Surprises the enemy forces. 2. Assaults the support base and accomplishes the assigned tasks. 3. Destroys the specified equipment and supplies. 4. Avoids being decisively engaged. 5. Withdraws all personnel from the objective areas within the time prescribed. 6. Obtains all priority intelligence requirements (PIR) from the raid site. 7. Sustains only light casualties from enemy fire.

TASK: Conduct an Attack (5-OPFOR-0008)

CONDITION: The enemy is conducting tactical operations. The opposing forces (OPFOR) element receives orders to attack the enemy, the area of occupation, or the main supply route (MSR) with smoke.

STANDARD: The OPFOR element disrupts the enemy's movement and smoke operations. 1. Determines the delivery method of the smoke attack. 2. Locates the target. 3. Delivers the smoke attack downwind. 4. Attacks the enemy with smoke, and surge attacks when the enemy responds to the smoke.

TASK: Disrupt a Net Control Station (NCS) (5-OPFOR-0019)

CONDITION: The enemy has established a NCS. The opposing forces (OPFOR) element has radio and jamming equipment.

STANDARD: The OPFOR element attempts to disrupt an NCS. 1. Attempts to locate the radio frequency that the unit is operating on. 2. Attempts to enter the radio net. 3. Attempts to issue "bogus" orders to a unit on the net. 4. Jams the radio frequency and forces the unit to go to an alternate frequency.

TASK: Disrupt Construction of Vehicle Fighting Positions (5-OPFOR-0020)

CONDITION: The opposing forces (OPFOR) element has located the enemy. The priority intelligence requirements (PIR) and other intelligence obtained by OPFOR patrols indicate the enemy is constructing vehicle fighting positions within its defensive area. The OPFOR element has automatic and antiarmor weapons and light mortars.

STANDARD: The OPFOR element attempts to disrupt the enemy's efforts to establish vehicle fighting positions. 1. Locates the defensive area. 2. Surprises the main body. 3. Penetrates the defensive area with squad-size probes. 4. Inflicts casualties on the unit. 5. Destroys vehicles. 6. Disrupts the unit's preparations (prevents or delays beyond the unit's allotted time).

TASK: Defeat Obstacles (5-OPFOR-0009)

CONDITION: The opposing forces (OPFOR) element encounters an obstacle that blocks the avenue of approach as it advances upon the enemy forces.

STANDARD: The OPFOR element bypasses or breaches the enemy obstacle. 1. Detects the obstacle before halting its main body. 2. Defeats the obstacle. a. Bypasses the obstacle without entering the engagement areas. b. Breaches the obstacle within 45 minutes and passes its entire force through the obstacle. 3. Does not incur degradation to the point that the mission must be discontinued.

TASK: Disrupt an Engineer Reconnaissance (5-OPFOR-0022)

CONDITION: The enemy is conducting an engineer reconnaissance. The opposing forces (OPFOR) element is positioned along the enemy's route.

STANDARD: The OPFOR element disrupts an engineer reconnaissance. 1. Prevents the unit from meeting its specified time schedule. 2. Forces the unit to deviate from its specified route. 3. Prevents the unit from accomplishing its assigned engineer reconnaissance. 4. Surprises the unit conducting the reconnaissance.

TASK: Conduct an Aerial Reconnaissance (5-OPFOR-0010)

CONDITION: The opposing forces (OPFOR) headquarters (HQ) element requires intelligence on the locations and identification of enemy elements. An aircraft is dispatched to take photographs and make a visual inspection of the enemy rear area.

STANDARD: The OPFOR element gathers photograph intelligence of the enemy. 1. Photographs the assigned sectors. 2. Makes quick visual checks where the ceiling is low. 3. Locates enemy positions in the area, particularly support and storage bases, and command and control (C2) facilities. 4. Sustains no loss of aircraft. 5. Reports priority intelligence requirements (PIR) and other information requirements to the OPFOR HQ.

TASK: Conduct Terrorist and Saboteur Attacks (5-OPFOR-0005)

CONDITION: The opposing forces (OPFOR) element dispatches small teams into the enemy's rear area to disrupt combat service support (CSS) operations.

STANDARD: The enemy sustains disrupted command and control (C2), destroyed equipment and supplies, and light casualties. 1. Locates rear support bases and C2 facilities. 2. Delays and disrupts CSS operations through probes. 3. Infiltrates CSS bases to conduct sabotage and terrorist activities. 4. Inflicts light casualties. 5. Destroys supplies and equipment.

TASK: Disrupt a Route Reconnaissance (5-OPFOR-0021)

CONDITION: The enemy is conducting a route reconnaissance. The opposing forces (OPFOR) element is positioned along the enemy's route.

STANDARD: The OPFOR element attempts to disrupt a squad/section conducting a route reconnaissance. 1. Prevents the unit from meeting its specified time schedule. 2. Forces the unit to deviate from its specified route. 3. Prevents the unit from reaching its assigned destination. 4. Surprises the squad/section. 5. Inflicts casualties on the unit.

TASK: Disrupt Defensive Preparations (5-OPFOR-0018)

CONDITION: The opposing forces (OPFOR) element has located the enemy. Priority intelligence requirements (PIR) and other intelligence requirements obtained by OPFOR patrols indicate that the enemy elements are establishing defensive positions. The OPFOR element has automatic and antiarmor weapons and light mortars.

STANDARD: The OPFOR element disrupts and delays the enemy's defensive preparations. 1. Locates and penetrates the enemy's security system. 2. Forces the enemy to delay defensive preparations. 3. Disrupts the enemy's obstacle preparations.

TASK: Disrupt Quartering Party Operations (5-OPFOR-0017)

CONDITION: The enemy is conducting quartering party operations. It has established an assembly area (AA) but has not moved in the main body.

STANDARD: The opposing forces (OPFOR) element attempts to disrupt quartering party operations and infiltrate the enemy's AA. 1. Locates the quartering party and the AA. 2. Surprises the main body. 3. Penetrates the AA with squad-size probes. 4. Inflicts personnel casualties and vehicle damage. 5. Disrupts the unit's preparations (prevents or delays beyond the unit's allotted time).

TASK: Disrupt Enemy Movement and Operations Using Tactical Nuclear Weapons (5-OPFOR-0016)

CONDITION: The opposing forces (OPFOR) element has located the enemy. Priority intelligence requirements (PIR) and other intelligence requirements have been obtained by OPFOR patrols. Tactical nuclear weapons are employed against key locations in the rear area.

STANDARD: The OPFOR element disrupts enemy movement and operations. 1. Disrupts or delays the movement of the enemy's equipment and supplies to the forward areas. 2. Destroys enemy equipment and supplies. 3. Inflicts a high rate of nuclear casualties among the enemy forces. 4. Denies the enemy the use of specified areas. 5. Contaminates the enemy's equipment and supplies.

TASK: Disrupt Enemy Movement and Operations Using Persistent and Nonpersistent Chemical Weapons (5-OPFOR-0015)

CONDITION: The opposing forces (OPFOR) element has located the enemy. Priority intelligence requirements (PIR) and other intelligence requirements have been obtained by OPFOR patrols. The OPFOR units deliver chemical agents, by means of conventional artillery weapons or aircraft, along selected supply routes and key bases in the rear area.

STANDARD: The OPFOR element disrupts enemy movement and operations using persistent and nonpersistent chemical weapons. 1. Delivers chemical agents in low and densely wooded areas. 2. Delays the movement of enemy supplies and equipment to the forward areas. 3. Restricts the movement of the enemy units in the rear area. 4. Channels the movement of enemy units into predesignated ambush areas. 5. Contaminates enemy supplies and equipment. 6. Inflicts a high rate of casualties on enemy forces.

TASK: Counter Passage of Lines (5-OPFOR-0012)

CONDITION: Enemy forces are in defensive positions, but they are expected to attempt passage-of-lines operations. The opposing forces (OPFOR) received orders to disrupt enemy passage-of-lines operations.

STANDARD: The OPFOR element delays or prevents enemy passage of lines. 1. Delays the passage. 2. Prevents the company from moving all personnel through the stationary unit. 3. Engages the main body of either the moving or the stationary unit.

TASK: Disrupt Movement (5-OPFOR-0014)

CONDITION: The enemy is expected to move through the opposing forces (OPFOR) element's area of operations. The OPFOR element has received an operation order (OPORD) or fragmentary order (FRAGO) to disrupt enemy movement. The enemy has the capability to defend with direct fire and antiarmor weapons.

STANDARD: The OPFOR element delays enemy movement. 1. Delays the element. 2. Forces the element to deviate from its route. 3. Prevents the element from reaching its destination. 4. Surprises the element's main body.

TASK: Disrupt Assembly Area (AA) Activities (5-OPFOR-0013)

CONDITION: Intelligence reports indicate that platoon- and company-size enemy units are operating in the opposing forces (OPFOR) area of operations. Enemy units can defend from AAs with direct fire, antiarmor weapons, and indirect fire. The enemy has close air support (CAS) and nuclear, biological, and chemical (NBC) capabilities.

STANDARD: The OPFOR element locates and disrupts the enemy's AA activities. 1. Locates the element's AA. 2. Probes the AA with squad- or team-size elements. 3. Inflicts more than 5 percent casualties on the element. 4. Disrupts the element's preparations (prevents or delays beyond the element's allotted time).

TASK: Conduct Sniper Operations (5-OPFOR-0006)

CONDITION: The opposing forces (OPFOR) element has assigned snipers (regular or irregular elements) in the enemy's rear area along the main supply route (MSR) and near support sites.

STANDARD: The OPFOR element kills or wounds targets. 1. Sets up a well-concealed location. 2. Engages vehicle drivers or personnel on foot with short bursts of semiautomatic fire. 3. Kills or wounds selected targets. 4. Prevents the position from being discovered by enemy forces. 5. Evacuates the area without being spotted. 6. Reports all specified priority intelligence requirements (PIR) and other intelligence requirements to the OPFOR headquarters (HQ).

TASK: Conduct Air Attacks (5-OPFOR-0002)

CONDITION: The opposing forces (OPFOR) element in the rear area has forwarded the positions of the enemy support sites or the locations of moving elements. The OPFOR aircraft have been dispatched to attack enemy installations or convoys.

STANDARD: The OPFOR element attempts to delay, disrupt, or damage the enemy targets by air. 1. Locates the target (support sites or convoys). 2. Makes attack runs on the designated targets. 3. Inflicts heavy damage to the selected target. 4. Sustains no loss of aircraft. 5. Delays moving the force for more than one hour.

TASK: Attack (5-OPFOR-0001)

CONDITION: The opposing forces (OPFOR) element has located the enemy. The priority intelligence requirements (PIR) and other intelligence requirements have been obtained by OPFOR patrols. The OPFOR element has automatic and antiarmor weapons and light mortars.

STANDARD: The OPFOR element attempts to seize the terrain, vehicles, or equipment. 1. Develops an attack plan. 2. Surprises the enemy unit's main body. 3. Initiates the attack using a scheme of maneuver that exploits the enemy's flanks, gaps, and weaknesses. 4. Uses covered and concealed routes to approach the enemy forces' flanks, gaps, or weakly held areas. 5. Employs indirect fire to support the attack. 6. Penetrates enemy defenses. 7. Destroys equipment and supplies. 8. Inflicts heavy casualties. 9. Isolates the combat service support (CSS) base by blocking reinforcements. 10. Forces enemy units to displace. 11. Avoids being fixed in one position. 12. Withdraws before the CSS base is reinforced with tactical combat forces.

TASK: Surrender to the Capturing Unit on the Battlefield (5-OPFOR-0024)

CONDITION: The enemy has captured the opposing forces (OPFOR) element's soldiers, documents, and equipment sensitive to the OPFOR tactical operations.

STANDARD: The OPFOR soldiers retain or destroy documents and equipment. The OPFOR element surrenders documents and equipment of no tactical use to the enemy and attempts to conceal or destroy items of tactical value. The OPFOR element attempts escape and evasion. 1. Prevents the successful capture of documents and equipment. 2. Destroys documents and equipment. 3. Removes identifying markings from equipment. 4. Removes unit-identifying insignia. 5. Provides misleading information. 6. Plans an escape. 7. Delays movement to the nearest collection point. 8. Prevents safeguarding of enemy prisoners of war (EPWs) in order to cause embarrassment to the United States (US).

- ELEMENTS:** Company Headquarters
 Two Float Bridge Platoon Headquarters
 Four Bridge Sections
 Two Bridge Support Sections
 Support Platoon Headquarters
 Maintenance and Equipment Section
 Two Site Support Sections
 Augment

TASK: React to Indirect Fire (07-1-1923.05-T01A)
 (FM 7-7) (FM 7-10) (FM 7-7J)
 (FM 7-8)

ITERATION: 1 2 3 4 5 M (Circle)
COMMANDER/LEADER ASSESSMENT: T P U (Circle)

CONDITIONS: The element is moving, halted, or occupying a defensive position. Any member of the platoon gives the alert, "Incoming!" or a round impacts on or near their location. Some iterations of this task should be performed in MOPP4.

TASK STANDARDS: Within 2 seconds of the alert, the leader designates the direction and the distance to move. The platoon moves to the specified location. The time required to perform this task is increased when conducting it in mission-oriented protection posture (MOPP) 4.

TASK STEPS AND PERFORMANCE MEASURES	GO	NO-GO
<ol style="list-style-type: none"> 1. The element reacts to indirect fire while moving mounted. <ol style="list-style-type: none"> a. The element leader gave the direction and distance to move; for example, "3 o'clock, 200 meters." b. Vehicle commanders repeated the "Incoming!" alert to squad personnel. <ol style="list-style-type: none"> (1) Personnel closed all hatches. (2) Drivers moved rapidly out of the impact area in the direction ordered by the leader. 2. The element reacts to indirect fire while moving dismounted. <ol style="list-style-type: none"> a. Ensured that if vehicles with mounted weapons were available, the vehicles-- <ol style="list-style-type: none"> (1) Halted as close as possible to the dismounted team, allowing personnel to mount. (2) Moved rapidly out of the impact area in the direction ordered by the squad leader. b. Ensured that if vehicles were not available, dismounted personnel kept low and ran out of the impact area in the direction and at the distance ordered by the squad leader. 3. The element reacts to indirect fire when in a defensive position. <ol style="list-style-type: none"> a. Moved the vehicles immediately out of the impact area to alternate positions. b. Protected personnel by having each one go under the overhead cover of their fighting positions, if dismounted. 4. Element members move to designated rally points according to the element's operation order (OPORD). 5. The element establishes immediate security at the designated rally point. 		

TASK STEPS AND PERFORMANCE MEASURES	GO	NO-GO
6. The element consolidates and reorganizes. * 7. The element leader submits a shelling report (SHELREP) or a mortar bombing report (MORTREP) to higher headquarters (HQ). NOTE: Digital units send the SHELREP using frequency-modulated (FM) or digital means or the Force XXI Battle Command Brigade and Below (FBCB2) System according to the unit's tactical standing operating procedure (TACSOP).		

TASK PERFORMANCE / EVALUATION SUMMARY BLOCK							
ITERATION	1	2	3	4	5	M	TOTAL
TOTAL TASK STEPS EVALUATED							
TOTAL TASK STEPS "GO"							
TRAINING STATUS "GO"/"NO-GO"							

"**" indicates a leader task step.

SUPPORTING INDIVIDUAL TASKS: NONE

SUPPORTING COLLECTIVE TASKS

Task Number	Task Title
05-2-1218	Conduct Report Procedures

OPFOR TASKS AND STANDARDS

TASK: Disrupt Enemy Movement and Operations Using Persistent and Nonpersistent Chemical Weapons (5-OPFOR-0015)

CONDITION: The opposing forces (OPFOR) element has located the enemy. Priority intelligence requirements (PIR) and other intelligence requirements have been obtained by OPFOR patrols. The OPFOR units deliver chemical agents, by means of conventional artillery weapons or aircraft, along selected supply routes and key bases in the rear area.

STANDARD: The OPFOR element disrupts enemy movement and operations using persistent and nonpersistent chemical weapons. 1. Delivers chemical agents in low and densely wooded areas. 2. Delays the movement of enemy supplies and equipment to the forward areas. 3. Restricts the movement of the enemy units in the rear area. 4. Channels the movement of enemy units into predesignated ambush areas. 5. Contaminates enemy supplies and equipment. 6. Inflicts a high rate of casualties on enemy forces.

TASK: Disrupt a Route Reconnaissance (5-OPFOR-0021)

CONDITION: The enemy is conducting a route reconnaissance. The opposing forces (OPFOR) element is positioned along the enemy's route.

STANDARD: The OPFOR element attempts to disrupt a squad/section conducting a route reconnaissance. 1. Prevents the unit from meeting its specified time schedule. 2. Forces the unit to deviate from its specified route. 3. Prevents the unit from reaching its assigned destination. 4. Surprises the squad/section. 5. Inflicts casualties on the unit.

TASK: Conduct a Raid (5-OPFOR-0004)

CONDITION: The opposing forces (OPFOR) element has occupied an objective rally point and has orders to conduct a raid on a combat service support (CSS) base.

STANDARD: The OPFOR element infiltrates the enemy's base and destroys all of the targets. 1. Surprises the enemy forces. 2. Assaults the support base and accomplishes the assigned tasks. 3. Destroys the specified equipment and supplies. 4. Avoids being decisively engaged. 5. Withdraws all personnel from the objective areas within the time prescribed. 6. Obtains all priority intelligence requirements (PIR) from the raid site. 7. Sustains only light casualties from enemy fire.

TASK: Conduct an Aerial Reconnaissance (5-OPFOR-0010)

CONDITION: The opposing forces (OPFOR) headquarters (HQ) element requires intelligence on the locations and identification of enemy elements. An aircraft is dispatched to take photographs and make a visual inspection of the enemy rear area.

STANDARD: The OPFOR element gathers photograph intelligence of the enemy. 1. Photographs the assigned sectors. 2. Makes quick visual checks where the ceiling is low. 3. Locates enemy positions in the area, particularly support and storage bases, and command and control (C2) facilities. 4. Sustains no loss of aircraft. 5. Reports priority intelligence requirements (PIR) and other information requirements to the OPFOR HQ.

TASK: Defeat Obstacles (5-OPFOR-0009)

CONDITION: The opposing forces (OPFOR) element encounters an obstacle that blocks the avenue of approach as it advances upon the enemy forces.

STANDARD: The OPFOR element bypasses or breaches the enemy obstacle. 1. Detects the obstacle before halting its main body. 2. Defeats the obstacle. a. Bypasses the obstacle without entering the engagement areas. b. Breaches the obstacle within 45 minutes and passes its entire force through the obstacle. 3. Does not incur degradation to the point that the mission must be discontinued.

TASK: Conduct an Attack (5-OPFOR-0008)

CONDITION: The enemy is conducting tactical operations. The opposing forces (OPFOR) element receives orders to attack the enemy, the area of occupation, or the main supply route (MSR) with smoke.

STANDARD: The OPFOR element disrupts the enemy's movement and smoke operations. 1. Determines the delivery method of the smoke attack. 2. Locates the target. 3. Delivers the smoke attack downwind. 4. Attacks the enemy with smoke, and surge attacks when the enemy responds to the smoke.

TASK: Disrupt Construction of Vehicle Fighting Positions (5-OPFOR-0020)

CONDITION: The opposing forces (OPFOR) element has located the enemy. The priority intelligence requirements (PIR) and other intelligence obtained by OPFOR patrols indicate the enemy is constructing vehicle fighting positions within its defensive area. The OPFOR element has automatic and antiarmor weapons and light mortars.

STANDARD: The OPFOR element attempts to disrupt the enemy's efforts to establish vehicle fighting positions. 1. Locates the defensive area. 2. Surprises the main body. 3. Penetrates the defensive area with squad-size probes. 4. Inflicts casualties on the unit. 5. Destroys vehicles. 6. Disrupts the unit's preparations (prevents or delays beyond the unit's allotted time).

TASK: Disrupt an Engineer Reconnaissance (5-OPFOR-0022)

CONDITION: The enemy is conducting an engineer reconnaissance. The opposing forces (OPFOR) element is positioned along the enemy's route.

STANDARD: The OPFOR element disrupts an engineer reconnaissance. 1. Prevents the unit from meeting its specified time schedule. 2. Forces the unit to deviate from its specified route. 3. Prevents the unit from accomplishing its assigned engineer reconnaissance. 4. Surprises the unit conducting the reconnaissance.

TASK: Conduct Terrorist and Saboteur Attacks (5-OPFOR-0005)

CONDITION: The opposing forces (OPFOR) element dispatches small teams into the enemy's rear area to disrupt combat service support (CSS) operations.

STANDARD: The enemy sustains disrupted command and control (C2), destroyed equipment and supplies, and light casualties. 1. Locates rear support bases and C2 facilities. 2. Delays and disrupts CSS operations through probes. 3. Infiltrates CSS bases to conduct sabotage and terrorist activities. 4. Inflicts light casualties. 5. Destroys supplies and equipment.

TASK: Defend a Minefield (5-OPFOR-0023)

CONDITION: The enemy is conducting a minefield sweeping operation. The opposing forces (OPFOR) element has a minefield placed in the enemy's path. The minefield is under constant observation and fire.

STANDARD: The OPFOR element defends a minefield against an enemy element conducting a minefield sweeping operation. 1. Prevents the unit from detecting the obstacle. 2. Disrupts the minefield sweeping operation. 3. Prevents the unit from conducting the minefield sweeping operation, prevents the unit from moving all personnel through the breach or delays the completion of the minefield sweeping operation for more than 45 minutes.

TASK: Maintain Contact (5-OPFOR-0003)

CONDITION: The opposing forces (OPFOR) element is engaged with enemy base defense forces. The enemy forces are withdrawing under pressure.

STANDARD: The OPFOR element maintains enemy contact while the enemy withdraws. 1. Engages the enemy forces decisively. 2. Advances the OPFOR as the enemy forces withdraw. 3. Inflicts heavy casualties. 4. Captures the members of the enemy force. 5. Captures documents and equipment. 6. Safeguards captured documents, equipment, and personnel.

TASK: Conduct an Ambush (5-OPFOR-0007)

CONDITION: The enemy is moving in a convoy. The opposing forces (OPFOR) element is positioned along the enemy's route.

STANDARD: The OPFOR element inflicts casualties on the enemy and causes vehicle and equipment damage. 1. Prepares an ambush site before the element arrives. 2. Surprises march element forces. 3. Inflicts heavy casualties within the designated kill zone. 4. Inflicts heavy damage to vehicles and equipment within the designated kill zone. 5. Delays the march element from reaching a specified destination for a specified period of time. 6. Withdraws on order. 7. Sustains no casualties. 8. Reports actions to superiors.

TASK: Disrupt a Net Control Station (NCS) (5-OPFOR-0019)

CONDITION: The enemy has established a NCS. The opposing forces (OPFOR) element has radio and jamming equipment.

STANDARD: The OPFOR element attempts to disrupt an NCS. 1. Attempts to locate the radio frequency that the unit is operating on. 2. Attempts to enter the radio net. 3. Attempts to issue "bogus" orders to a unit on the net. 4. Jams the radio frequency and forces the unit to go to an alternate frequency.

TASK: Disrupt Defensive Preparations (5-OPFOR-0018)

CONDITION: The opposing forces (OPFOR) element has located the enemy. Priority intelligence requirements (PIR) and other intelligence requirements obtained by OPFOR patrols indicate that the enemy elements are establishing defensive positions. The OPFOR element has automatic and antiarmor weapons and light mortars.

STANDARD: The OPFOR element disrupts and delays the enemy's defensive preparations. 1. Locates and penetrates the enemy's security system. 2. Forces the enemy to delay defensive preparations. 3. Disrupts the enemy's obstacle preparations.

TASK: Disrupt Enemy Movement and Operations Using Tactical Nuclear Weapons (5-OPFOR-0016)

CONDITION: The opposing forces (OPFOR) element has located the enemy. Priority intelligence requirements (PIR) and other intelligence requirements have been obtained by OPFOR patrols. Tactical nuclear weapons are employed against key locations in the rear area.

STANDARD: The OPFOR element disrupts enemy movement and operations. 1. Disrupts or delays the movement of the enemy's equipment and supplies to the forward areas. 2. Destroys enemy equipment and supplies. 3. Inflicts a high rate of nuclear casualties among the enemy forces. 4. Denies the enemy the use of specified areas. 5. Contaminates the enemy's equipment and supplies.

TASK: Disrupt Quartering Party Operations (5-OPFOR-0017)

CONDITION: The enemy is conducting quartering party operations. It has established an assembly area (AA) but has not moved in the main body.

STANDARD: The opposing forces (OPFOR) element attempts to disrupt quartering party operations and infiltrate the enemy's AA. 1. Locates the quartering party and the AA. 2. Surprises the main body. 3. Penetrates the AA with squad-size probes. 4. Inflicts personnel casualties and vehicle damage. 5. Disrupts the unit's preparations (prevents or delays beyond the unit's allotted time).

TASK: Disrupt Movement (5-OPFOR-0014)

CONDITION: The enemy is expected to move through the opposing forces (OPFOR) element's area of operations. The OPFOR element has received an operation order (OPORD) or fragmentary order (FRAGO) to disrupt enemy movement. The enemy has the capability to defend with direct fire and antiarmor weapons.

STANDARD: The OPFOR element delays enemy movement. 1. Delays the element. 2. Forces the element to deviate from its route. 3. Prevents the element from reaching its destination. 4. Surprises the element's main body.

TASK: Counter Passage of Lines (5-OPFOR-0012)

CONDITION: Enemy forces are in defensive positions, but they are expected to attempt passage-of-lines operations. The opposing forces (OPFOR) received orders to disrupt enemy passage-of-lines operations.

STANDARD: The OPFOR element delays or prevents enemy passage of lines. 1. Delays the passage. 2. Prevents the company from moving all personnel through the stationary unit. 3. Engages the main body of either the moving or the stationary unit.

TASK: Disrupt Assembly Area (AA) Activities (5-OPFOR-0013)

CONDITION: Intelligence reports indicate that platoon- and company-size enemy units are operating in the opposing forces (OPFOR) area of operations. Enemy units can defend from AAs with direct fire, antiarmor weapons, and indirect fire. The enemy has close air support (CAS) and nuclear, biological, and chemical (NBC) capabilities.

STANDARD: The OPFOR element locates and disrupts the enemy's AA activities. 1. Locates the element's AA. 2. Probes the AA with squad- or team-size elements. 3. Inflicts more than 5 percent casualties on the element. 4. Disrupts the element's preparations (prevents or delays beyond the element's allotted time).

TASK: Attack (5-OPFOR-0001)

CONDITION: The opposing forces (OPFOR) element has located the enemy. The priority intelligence requirements (PIR) and other intelligence requirements have been obtained by OPFOR patrols. The OPFOR element has automatic and antiarmor weapons and light mortars.

STANDARD: The OPFOR element attempts to seize the terrain, vehicles, or equipment. 1. Develops an attack plan. 2. Surprises the enemy unit's main body. 3. Initiates the attack using a scheme of maneuver that exploits the enemy's flanks, gaps, and weaknesses. 4. Uses covered and concealed routes to approach the enemy forces' flanks, gaps, or weakly held areas. 5. Employs indirect fire to support the attack. 6. Penetrates enemy defenses. 7. Destroys equipment and supplies. 8. Inflicts heavy casualties. 9. Isolates the combat service support (CSS) base by blocking reinforcements. 10. Forces enemy units to displace. 11. Avoids being fixed in one position. 12. Withdraws before the CSS base is reinforced with tactical combat forces.

TASK: Conduct Sniper Operations (5-OPFOR-0006)

CONDITION: The opposing forces (OPFOR) element has assigned snipers (regular or irregular elements) in the enemy's rear area along the main supply route (MSR) and near support sites.

STANDARD: The OPFOR element kills or wounds targets. 1. Sets up a well-concealed location. 2. Engages vehicle drivers or personnel on foot with short bursts of semiautomatic fire. 3. Kills or wounds selected targets. 4. Prevents the position from being discovered by enemy forces. 5. Evacuates the area without being spotted. 6. Reports all specified priority intelligence requirements (PIR) and other intelligence requirements to the OPFOR headquarters (HQ).

TASK: Surrender to the Capturing Unit on the Battlefield (5-OPFOR-0024)

CONDITION: The enemy has captured the opposing forces (OPFOR) element's soldiers, documents, and equipment sensitive to the OPFOR tactical operations.

STANDARD: The OPFOR soldiers retain or destroy documents and equipment. The OPFOR element surrenders documents and equipment of no tactical use to the enemy and attempts to conceal or destroy items of tactical value. The OPFOR element attempts escape and evasion. 1. Prevents the successful capture of documents and equipment. 2. Destroys documents and equipment. 3. Removes identifying markings from equipment. 4. Removes unit-identifying insignia. 5. Provides misleading information. 6. Plans an escape. 7. Delays movement to the nearest collection point. 8. Prevents safeguarding of enemy prisoners of war (EPWs) in order to cause embarrassment to the United States (US).

TASK: Conduct Air Attacks (5-OPFOR-0002)

CONDITION: The opposing forces (OPFOR) element in the rear area has forwarded the positions of the enemy support sites or the locations of moving elements. The OPFOR aircraft have been dispatched to attack enemy installations or convoys.

STANDARD: The OPFOR element attempts to delay, disrupt, or damage the enemy targets by air. 1. Locates the target (support sites or convoys). 2. Makes attack runs on the designated targets. 3. Inflicts heavy damage to the selected target. 4. Sustains no loss of aircraft. 5. Delays moving the force for more than one hour.

- ELEMENTS:** Company
 Company Headquarters
 Two Float Bridge Platoon Headquarters
 Four Bridge Sections
 Two Bridge Support Sections
 Support Platoon Headquarters
 Maintenance and Equipment Section
 Two Site Support Sections
 Augment

TASK: Occupy an Assembly Area (AA) (07-2-1136.05-T02A)
 (FM 7-10) (FM 24-19) (FM 24-35)
 (FM 24-35-1) (FM 7-7) (FM 7-8)
 (TC 24-20)

ITERATION: 1 2 3 4 5 M (Circle)
COMMANDER/LEADER ASSESSMENT: T P U (Circle)

CONDITIONS: The element has been given the order to move and occupy an AA in preparation for combat operations. Digital units have performed functionality checks, and systems are operational. The enemy has the capability to attack with indirect fire, combined arms support, and platoon-size elements. Some iterations of this task should be performed in MOPP4.

TASK STANDARDS: The quartering party completes AA preparations and guides the element's main body into its respective positions no later than the time specified in the operation order (OPORD). Digital units send and receive reports using frequency-modulated (FM) or digital means. Movement into the AA is uninterrupted; elements are not held up outside the AA. The enemy does not surprise the element's main body. The time required to perform this task is increased when conducting it in mission-oriented protection posture (MOPP) 4.

TASK STEPS AND PERFORMANCE MEASURES	GO	NO-GO
<ul style="list-style-type: none"> * 1. The element leader organizes a quartering party. <ul style="list-style-type: none"> a. Selected personnel. b. Determined the requirement for a combat vehicle and crew, based on transportation and security requirements. c. Determined the essential equipment needed. * 2. The element leader briefs the quartering party. <ul style="list-style-type: none"> a. Identified the location of the AA. b. Gave specific instructions upon arrival at the AA. c. Relayed the time of the main body's arrival at the AA. d. Identified the order of march. e. Relayed the nuclear, biological, and chemical (NBC) conditions. f. Issued a contingency plan in case of enemy contact. g. Established the MOPP level. 3. The quartering party moves along the march route. <ul style="list-style-type: none"> a. Maintained security. b. Reconnoitered the march route from the start point (SP) to the release point (RP) using the digital situational awareness (SA) overlay on the Digital Reconnaissance System (DRS). c. Monitored for NBC contamination. d. Marked obstacles and bypass routes. e. Reported critical information to the quartering party leader. 		

TASK STEPS AND PERFORMANCE MEASURES	GO	NO-GO
<p>4. The quartering party moves into the element's AA and prepares the area for the element's arrival.</p> <ul style="list-style-type: none"> a. Selected and marked the routes from the RP to the new location. b. Selected and posted guides in time to meet the main body. c. Marked entrances, exits, and internal routes. d. Marked vehicle positions where maximum cover, concealment, and dispersion provided 360-degree security. e. Marked or removed mines and obstacles. f. Organized and posted local security. <p>5. The element occupies the AA.</p> <ul style="list-style-type: none"> a. Moved the covered and concealed quartering party guides to selected or designated areas without halting. b. Established and maintained local security from air and ground forces. <p>6. The element establishes the AA perimeter.</p> <ul style="list-style-type: none"> a. Established the priority of work, which may vary by the unit's standing operating procedure (SOP) and the mission, enemy, terrain, troops, time available, and civilian considerations (METT-TC). b. Positioned vehicles and crew-served weapons to cover the sectors of fire. c. Established observation posts (OPs) on the critical avenues of approach. d. Established digital and FM communications between all positions, using wire communications if the time and situation permitted. e. Prepared range cards. f. Constructed individual and crew-served fighting positions. g. Cleared the fields of fire. h. Camouflaged positions. i. Emplaced chemical agent alarms and early-warning devices. <p>7. The element performs internal AA operations.</p> <ul style="list-style-type: none"> a. Conducted preventive-maintenance checks and services (PMCS) on vehicles and equipment. b. Distributed ammunition, rations, water, supplies, and special equipment. c. Established the personal hygiene and field sanitation sites. d. Maintained noise, light, and camouflage discipline. e. Instituted a rest plan for element members and leaders. f. Inspected the AA. <p>* 8. The element leader coordinates with the elements on the left and the right as a minimum.</p> <ul style="list-style-type: none"> a. Established responsibility for overlapping enemy avenues of approach between adjacent elements. b. Exchanged information on the OP locations and the elements signals. c. Coordinated local counterattacks. d. Developed a defensive plan and forwarded it to higher headquarters (HQ). <p>* 9. Leaders develop contingency plans.</p> <ul style="list-style-type: none"> a. Developed an evacuation plan. b. Developed a plan of action on enemy contact. <p>10. The unit conducts rehearsals.</p> <ul style="list-style-type: none"> a. Rehearsed the evacuation plan. b. Rehearsed the plan of action on enemy contact. 		

TASK PERFORMANCE / EVALUATION SUMMARY BLOCK							
ITERATION	1	2	3	4	5	M	TOTAL
TOTAL TASK STEPS EVALUATED							
TOTAL TASK STEPS "GO"							
TRAINING STATUS "GO"/"NO-GO"							

"*" indicates a leader task step.

SUPPORTING INDIVIDUAL TASKS

Task Number	Task Title
031-503-3008	Implement Mission-Oriented Protective Posture
071-326-0503	Move Over, Through, or Around Obstacles (Except Minefields)
071-326-0513	Select Temporary Fighting Positions
071-326-0515	Select a Movement Route Using a Map
071-326-5703	Construct Individual Fighting Positions
071-326-5704	Supervise Construction of a Fighting Position
071-326-5705	Establish an Observation Post
071-326-5775	Coordinate with an Adjacent Platoon
071-329-1006	Navigate From One Point on the Ground to Another Point While Dismounted
071-331-0815	Practice Noise, Light, and Litter Discipline
071-331-0852	Clear a Field of Fire

SUPPORTING COLLECTIVE TASKS: NONE

OPFOR TASKS AND STANDARDS

TASK: Surrender to the Capturing Unit on the Battlefield (5-OPFOR-0024)

CONDITION: The enemy has captured the opposing forces (OPFOR) element's soldiers, documents, and equipment sensitive to the OPFOR tactical operations.

STANDARD: The OPFOR soldiers retain or destroy documents and equipment. The OPFOR element surrenders documents and equipment of no tactical use to the enemy and attempts to conceal or destroy items of tactical value. The OPFOR element attempts escape and evasion. 1. Prevents the successful capture of documents and equipment. 2. Destroys documents and equipment. 3. Removes identifying markings from equipment. 4. Removes unit-identifying insignia. 5. Provides misleading information. 6. Plans an escape. 7. Delays movement to the nearest collection point. 8. Prevents safeguarding of enemy prisoners of war (EPWs) in order to cause embarrassment to the United States (US).

TASK: Disrupt a Route Reconnaissance (5-OPFOR-0021)

CONDITION: The enemy is conducting a route reconnaissance. The opposing forces (OPFOR) element is positioned along the enemy's route.

STANDARD: The OPFOR element attempts to disrupt a squad/section conducting a route reconnaissance. 1. Prevents the unit from meeting its specified time schedule. 2. Forces the unit to deviate from its specified route. 3. Prevents the unit from reaching its assigned destination. 4. Surprises the squad/section. 5. Inflicts casualties on the unit.

TASK: Conduct a Raid (5-OPFOR-0004)

CONDITION: The opposing forces (OPFOR) element has occupied an objective rally point and has orders to conduct a raid on a combat service support (CSS) base.

STANDARD: The OPFOR element infiltrates the enemy's base and destroys all of the targets. 1. Surprises the enemy forces. 2. Assaults the support base and accomplishes the assigned tasks. 3. Destroys the specified equipment and supplies. 4. Avoids being decisively engaged. 5. Withdraws all personnel from the objective areas within the time prescribed. 6. Obtains all priority intelligence requirements (PIR) from the raid site. 7. Sustains only light casualties from enemy fire.

TASK: Conduct an Aerial Reconnaissance (5-OPFOR-0010)

CONDITION: The opposing forces (OPFOR) headquarters (HQ) element requires intelligence on the locations and identification of enemy elements. An aircraft is dispatched to take photographs and make a visual inspection of the enemy rear area.

STANDARD: The OPFOR element gathers photograph intelligence of the enemy. 1. Photographs the assigned sectors. 2. Makes quick visual checks where the ceiling is low. 3. Locates enemy positions in the area, particularly support and storage bases, and command and control (C2) facilities. 4. Sustains no loss of aircraft. 5. Reports priority intelligence requirements (PIR) and other information requirements to the OPFOR HQ.

TASK: Defeat Obstacles (5-OPFOR-0009)

CONDITION: The opposing forces (OPFOR) element encounters an obstacle that blocks the avenue of approach as it advances upon the enemy forces.

STANDARD: The OPFOR element bypasses or breaches the enemy obstacle. 1. Detects the obstacle before halting its main body. 2. Defeats the obstacle. a. Bypasses the obstacle without entering the engagement areas. b. Breaches the obstacle within 45 minutes and passes its entire force through the obstacle. 3. Does not incur degradation to the point that the mission must be discontinued.

TASK: Conduct an Attack (5-OPFOR-0008)

CONDITION: The enemy is conducting tactical operations. The opposing forces (OPFOR) element receives orders to attack the enemy, the area of occupation, or the main supply route (MSR) with smoke.

STANDARD: The OPFOR element disrupts the enemy's movement and smoke operations. 1. Determines the delivery method of the smoke attack. 2. Locates the target. 3. Delivers the smoke attack downwind. 4. Attacks the enemy with smoke, and surge attacks when the enemy responds to the smoke.

TASK: Disrupt Construction of Vehicle Fighting Positions (5-OPFOR-0020)

CONDITION: The opposing forces (OPFOR) element has located the enemy. The priority intelligence requirements (PIR) and other intelligence obtained by OPFOR patrols indicate the enemy is constructing vehicle fighting positions within its defensive area. The OPFOR element has automatic and antiarmor weapons and light mortars.

STANDARD: The OPFOR element attempts to disrupt the enemy's efforts to establish vehicle fighting positions. 1. Locates the defensive area. 2. Surprises the main body. 3. Penetrates the defensive area with squad-size probes. 4. Inflicts casualties on the unit. 5. Destroys vehicles. 6. Disrupts the unit's preparations (prevents or delays beyond the unit's allotted time).

TASK: Disrupt an Engineer Reconnaissance (5-OPFOR-0022)

CONDITION: The enemy is conducting an engineer reconnaissance. The opposing forces (OPFOR) element is positioned along the enemy's route.

STANDARD: The OPFOR element disrupts an engineer reconnaissance. 1. Prevents the unit from meeting its specified time schedule. 2. Forces the unit to deviate from its specified route. 3. Prevents the unit from accomplishing its assigned engineer reconnaissance. 4. Surprises the unit conducting the reconnaissance.

TASK: Conduct Terrorist and Saboteur Attacks (5-OPFOR-0005)

CONDITION: The opposing forces (OPFOR) element dispatches small teams into the enemy's rear area to disrupt combat service support (CSS) operations.

STANDARD: The enemy sustains disrupted command and control (C2), destroyed equipment and supplies, and light casualties. 1. Locates rear support bases and C2 facilities. 2. Delays and disrupts CSS operations through probes. 3. Infiltrates CSS bases to conduct sabotage and terrorist activities. 4. Inflicts light casualties. 5. Destroys supplies and equipment.

TASK: Defend a Minefield (5-OPFOR-0023)

CONDITION: The enemy is conducting a minefield sweeping operation. The opposing forces (OPFOR) element has a minefield placed in the enemy's path. The minefield is under constant observation and fire.

STANDARD: The OPFOR element defends a minefield against an enemy element conducting a minefield sweeping operation. 1. Prevents the unit from detecting the obstacle. 2. Disrupts the minefield sweeping operation. 3. Prevents the unit from conducting the minefield sweeping operation, prevents the unit from moving all personnel through the breach or delays the completion of the minefield sweeping operation for more than 45 minutes.

TASK: Maintain Contact (5-OPFOR-0003)

CONDITION: The opposing forces (OPFOR) element is engaged with enemy base defense forces. The enemy forces are withdrawing under pressure.

STANDARD: The OPFOR element maintains enemy contact while the enemy withdraws. 1. Engages the enemy forces decisively. 2. Advances the OPFOR as the enemy forces withdraw. 3. Inflicts heavy casualties. 4. Captures the members of the enemy force. 5. Captures documents and equipment. 6. Safeguards captured documents, equipment, and personnel.

TASK: Conduct an Ambush (5-OPFOR-0007)

CONDITION: The enemy is moving in a convoy. The opposing forces (OPFOR) element is positioned along the enemy's route.

STANDARD: The OPFOR element inflicts casualties on the enemy and causes vehicle and equipment damage. 1. Prepares an ambush site before the element arrives. 2. Surprises march element forces. 3. Inflicts heavy casualties within the designated kill zone. 4. Inflicts heavy damage to vehicles and equipment within the designated kill zone. 5. Delays the march element from reaching a specified destination for a specified period of time. 6. Withdraws on order. 7. Sustains no casualties. 8. Reports actions to superiors.

TASK: Disrupt a Net Control Station (NCS) (5-OPFOR-0019)

CONDITION: The enemy has established a NCS. The opposing forces (OPFOR) element has radio and jamming equipment.

STANDARD: The OPFOR element attempts to disrupt an NCS. 1. Attempts to locate the radio frequency that the unit is operating on. 2. Attempts to enter the radio net. 3. Attempts to issue "bogus" orders to a unit on the net. 4. Jams the radio frequency and forces the unit to go to an alternate frequency.

TASK: Disrupt Defensive Preparations (5-OPFOR-0018)

CONDITION: The opposing forces (OPFOR) element has located the enemy. Priority intelligence requirements (PIR) and other intelligence requirements obtained by OPFOR patrols indicate that the enemy elements are establishing defensive positions. The OPFOR element has automatic and antiarmor weapons and light mortars.

STANDARD: The OPFOR element disrupts and delays the enemy's defensive preparations. 1. Locates and penetrates the enemy's security system. 2. Forces the enemy to delay defensive preparations. 3. Disrupts the enemy's obstacle preparations.

TASK: Disrupt Enemy Movement and Operations Using Tactical Nuclear Weapons (5-OPFOR-0016)

CONDITION: The opposing forces (OPFOR) element has located the enemy. Priority intelligence requirements (PIR) and other intelligence requirements have been obtained by OPFOR patrols. Tactical nuclear weapons are employed against key locations in the rear area.

STANDARD: The OPFOR element disrupts enemy movement and operations. 1. Disrupts or delays the movement of the enemy's equipment and supplies to the forward areas. 2. Destroys enemy equipment and supplies. 3. Inflicts a high rate of nuclear casualties among the enemy forces. 4. Denies the enemy the use of specified areas. 5. Contaminates the enemy's equipment and supplies.

TASK: Disrupt Quartering Party Operations (5-OPFOR-0017)

CONDITION: The enemy is conducting quartering party operations. It has established an assembly area (AA) but has not moved in the main body.

STANDARD: The opposing forces (OPFOR) element attempts to disrupt quartering party operations and infiltrate the enemy's AA. 1. Locates the quartering party and the AA. 2. Surprises the main body. 3. Penetrates the AA with squad-size probes. 4. Inflicts personnel casualties and vehicle damage. 5. Disrupts the unit's preparations (prevents or delays beyond the unit's allotted time).

TASK: Disrupt Enemy Movement and Operations Using Persistent and Nonpersistent Chemical Weapons (5-OPFOR-0015)

CONDITION: The opposing forces (OPFOR) element has located the enemy. Priority intelligence requirements (PIR) and other intelligence requirements have been obtained by OPFOR patrols. The OPFOR units deliver chemical agents, by means of conventional artillery weapons or aircraft, along selected supply routes and key bases in the rear area.

STANDARD: The OPFOR element disrupts enemy movement and operations using persistent and nonpersistent chemical weapons. 1. Delivers chemical agents in low and densely wooded areas. 2. Delays the movement of enemy supplies and equipment to the forward areas. 3. Restricts the movement of the enemy units in the rear area. 4. Channels the movement of enemy units into predesignated ambush areas. 5. Contaminates enemy supplies and equipment. 6. Inflicts a high rate of casualties on enemy forces.

TASK: Disrupt Movement (5-OPFOR-0014)

CONDITION: The enemy is expected to move through the opposing forces (OPFOR) element's area of operations. The OPFOR element has received an operation order (OPORD) or fragmentary order (FRAGO) to disrupt enemy movement. The enemy has the capability to defend with direct fire and antiarmor weapons.

STANDARD: The OPFOR element delays enemy movement. 1. Delays the element. 2. Forces the element to deviate from its route. 3. Prevents the element from reaching its destination. 4. Surprises the element's main body.

TASK: Counter Passage of Lines (5-OPFOR-0012)

CONDITION: Enemy forces are in defensive positions, but they are expected to attempt passage-of-lines operations. The opposing forces (OPFOR) received orders to disrupt enemy passage-of-lines operations.

STANDARD: The OPFOR element delays or prevents enemy passage of lines. 1. Delays the passage. 2. Prevents the company from moving all personnel through the stationary unit. 3. Engages the main body of either the moving or the stationary unit.

TASK: Disrupt Assembly Area (AA) Activities (5-OPFOR-0013)

CONDITION: Intelligence reports indicate that platoon- and company-size enemy units are operating in the opposing forces (OPFOR) area of operations. Enemy units can defend from AAs with direct fire, antiarmor weapons, and indirect fire. The enemy has close air support (CAS) and nuclear, biological, and chemical (NBC) capabilities.

STANDARD: The OPFOR element locates and disrupts the enemy's AA activities. 1. Locates the element's AA. 2. Probes the AA with squad- or team-size elements. 3. Inflicts more than 5 percent casualties on the element. 4. Disrupts the element's preparations (prevents or delays beyond the element's allotted time).

TASK: Attack (5-OPFOR-0001)

CONDITION: The opposing forces (OPFOR) element has located the enemy. The priority intelligence requirements (PIR) and other intelligence requirements have been obtained by OPFOR patrols. The OPFOR element has automatic and antiarmor weapons and light mortars.

STANDARD: The OPFOR element attempts to seize the terrain, vehicles, or equipment. 1. Develops an attack plan. 2. Surprises the enemy unit's main body. 3. Initiates the attack using a scheme of maneuver that exploits the enemy's flanks, gaps, and weaknesses. 4. Uses covered and concealed routes to approach the enemy forces' flanks, gaps, or weakly held areas. 5. Employs indirect fire to support the attack. 6. Penetrates enemy defenses. 7. Destroys equipment and supplies. 8. Inflicts heavy casualties. 9. Isolates the combat service support (CSS) base by blocking reinforcements. 10. Forces enemy units to displace. 11. Avoids being fixed in one position. 12. Withdraws before the CSS base is reinforced with tactical combat forces.

TASK: Conduct Sniper Operations (5-OPFOR-0006)

CONDITION: The opposing forces (OPFOR) element has assigned snipers (regular or irregular elements) in the enemy's rear area along the main supply route (MSR) and near support sites.

STANDARD: The OPFOR element kills or wounds targets. 1. Sets up a well-concealed location. 2. Engages vehicle drivers or personnel on foot with short bursts of semiautomatic fire. 3. Kills or wounds selected targets. 4. Prevents the position from being discovered by enemy forces. 5. Evacuates the area without being spotted. 6. Reports all specified priority intelligence requirements (PIR) and other intelligence requirements to the OPFOR headquarters (HQ).

TASK: Conduct Air Attacks (5-OPFOR-0002)

CONDITION: The opposing forces (OPFOR) element in the rear area has forwarded the positions of the enemy support sites or the locations of moving elements. The OPFOR aircraft have been dispatched to attack enemy installations or convoys.

STANDARD: The OPFOR element attempts to delay, disrupt, or damage the enemy targets by air. 1. Locates the target (support sites or convoys). 2. Makes attack runs on the designated targets. 3. Inflicts heavy damage to the selected target. 4. Sustains no loss of aircraft. 5. Delays moving the force for more than one hour.

- ELEMENTS:** Company
 Company Headquarters
 Two Float Bridge Platoon Headquarters
 Four Bridge Sections
 Two Bridge Support Sections
 Support Platoon Headquarters
 Maintenance and Equipment Section
 Two Site Support Sections
 Augment

TASK: Conduct a Convoy (07-2-1301.05-T01A)
 (FM 55-30) (FM 21-16)

ITERATION: 1 2 3 4 5 M (Circle)
COMMANDER/LEADER ASSESSMENT: T P U (Circle)

CONDITIONS: Upon receipt of an operation order (OPORD), the element moves to a new location given in the OPORD and conducts operations at that location. There is a possibility of enemy contact with threat patrols up to platoon and company size. Threat mounted forces have been operating in the area through which the route passes. The company's standing operating procedure (SOP) is available and contains movement readiness levels and current loading plans. The convoy may be conducted during daylight or darkness, including blackout conditions. Radio and visual signals will be used for convoy control. The column may conduct halts. Some iterations of this task should be performed in MOPP4.

TASK STANDARDS: The element conducts the convoy and arrives at its new location by the time specified in the OPORD. The time required to perform this task is increased when conducting it in mission-oriented protection posture (MOPP) 4.

TASK STEPS AND PERFORMANCE MEASURES	GO	NO-GO
<p>* 1. The element commander conducts a map reconnaissance using all available position/navigation (POS/NAV) and terrain analysis capabilities, to include space-based assets.</p> <ul style="list-style-type: none"> a. Indicated the start point (SP). b. Identified locations of friendly units. c. Pointed out potential ambush sites. d. Identified checkpoints (CPs). e. Pointed out sites to be used for scheduled halts. f. Indicated the release point (RP). <p>2. The reconnaissance party conducts a route reconnaissance using all available POS/NAV and mapping capabilities available.</p> <ul style="list-style-type: none"> a. Wore the designated MOPP gear. b. Activated the automatic chemical alarm. c. Monitored radiation monitoring devices. d. Verified map information. e. Listed the capacities of bridges and underpasses. f. Listed the locations of culverts, ferries, forging areas, steep grades, and possible ambush sites. g. Prepared the map overlay. h. Computed the travel time. i. Prepared the strip map. <p>* 3. The convoy commander coordinates for required support with higher headquarters (HQ), to include--</p>		

TASK STEPS AND PERFORMANCE MEASURES	GO	NO-GO
<ul style="list-style-type: none"> a. Military police (MP) support. b. Medical support. c. Fire support (FS). d. Engineer support. e. Maintenance contact-team support. f. Additional requirements, as required. <p>4. The element prepares vehicles and equipment.</p> <ul style="list-style-type: none"> a. Performed preventive-maintenance checks and services (PMCS). b. Corrected minor deficiencies. c. Reported major deficiencies. d. Hardened vehicles using sandbags or other authorized materials. e. Covered unit identification markings on vehicles and personnel. f. Covered or removed reflective surfaces. g. Placed antennas at their lowest height. h. Turned radio volumes and squelches to their lowest setting, consistent with operational requirements. <p>* 5. The convoy commander organizes the convoy.</p> <ul style="list-style-type: none"> a. Assigned cargo vehicle positions. b. Positioned control vehicles without setting a pattern. c. Assigned recovery vehicle positions. d. Arranged hardened vehicles near the head of the convoy. e. Specified passenger locations. f. Appointed air guards. g. Organized the trail party element. h. Provided vehicle position listings to the trail party leader. <p>* 6. The convoy commander briefs the convoy personnel.</p> <ul style="list-style-type: none"> a. Provided strip maps to each vehicle driver. b. Identified the convoy's chain of command. c. Detailed the convoy's route. d. Prescribed the march rate and the catch-up speed. e. Specified convoy intervals. f. Identified the scheduled halts. g. Briefed accident and breakdown procedures. h. Briefed immediate-action security measures. i. Briefed blackout-condition procedures. j. Specified the location of medical support. k. Specified the location of maintenance support. l. Briefed communication procedures. m. Specified the location and the identification of the destination. <p>7. The convoy crosses the SP.</p> <ul style="list-style-type: none"> a. Crossed at the specified time. b. Verified that vehicles had crossed the SP. c. Forwarded the SP crossing report to the convoy commander when the entire unit had passed the SP. <p>* 8. The convoy commander provides the convoy information to higher HQ.</p> <ul style="list-style-type: none"> a. Reported the SP crossing time. b. Reported the CP clearance, when crossed. c. Pointed out data that conflicted with the maps. d. Used the correct signal operation instructions (SOI) codes in all transmissions. e. Reported the RP crossing time. 		

TASK STEPS AND PERFORMANCE MEASURES	GO	NO-GO
<p>9. The convoy maintains march discipline.</p> <ul style="list-style-type: none"> a. Maintained the designated march speed. b. Maintained the proper vehicle intervals. c. Crossed CPs as scheduled. d. Reacted correctly to the convoy commander's signals. e. Maintained security throughout the movement and during halts. <p>10. The company conducts a scheduled halt.</p> <ul style="list-style-type: none"> a. Stopped the column at the prescribed time. b. Maintained the prescribed vehicular intervals. c. Moved vehicles off the road. d. Established local security. e. Performed PMCS. f. Inspected vehicle loads. g. Departed at the specified times. <p>11. The company conducts an unscheduled halt.</p> <ul style="list-style-type: none"> a. Alerted the march column. b. Reported the stoppage to higher HQ. c. Maintained the prescribed vehicular intervals. d. Established local security. e. Reported the resumption of the march to higher HQ. <p>12. The convoy moves under blackout conditions.</p> <ul style="list-style-type: none"> a. Provided a visual adjustment period. b. Prepared the vehicles for blackout conditions. c. Maintained the prescribed vehicle distances. d. Wore night vision goggles (specified personnel). e. Wore regular eye protection goggles. f. Used ground guides during poor visibility periods. <p>13. The trail party recovers disabled vehicles.</p> <ul style="list-style-type: none"> a. Inspected the disabled vehicle. b. Repaired the disabled vehicle, when possible. c. Towed the vehicle, if necessary. d. Reported the vehicle's status to the convoy commander. <p>14. The convoy moves through urban areas.</p> <ul style="list-style-type: none"> a. Identified weight, height, and width restrictions. b. Used close-column formation. c. Obeyed traffic control directions. d. Used direction guides at critical intersections. <p>15. The convoy crosses the RP.</p> <ul style="list-style-type: none"> a. Crossed at the specified time. b. Verified that the vehicles had crossed the RP. c. Forwarded the crossing report to higher HQ. 		

TASK PERFORMANCE / EVALUATION SUMMARY BLOCK							
ITERATION	1	2	3	4	5	M	TOTAL
TOTAL TASK STEPS EVALUATED							
TOTAL TASK STEPS "GO"							
TRAINING STATUS "GO"/"NO-GO"							

"*" indicates a leader task step.

SUPPORTING INDIVIDUAL TASKS: NONE

SUPPORTING COLLECTIVE TASKS

Task Number	Task Title
05-1-1391	Request a Standard Topographic Product
05-3-0412	Perform a Technical Reconnaissance
19-1-1102	Coordinate Route Reconnaissance and Surveillance
19-1-1201	Prepare Traffic Control Plan

OPFOR TASKS AND STANDARDS

TASK: Surrender to the Capturing Unit on the Battlefield (5-OPFOR-0024)

CONDITION: The enemy has captured the opposing forces (OPFOR) element's soldiers, documents, and equipment sensitive to the OPFOR tactical operations.

STANDARD: The OPFOR soldiers retain or destroy documents and equipment. The OPFOR element surrenders documents and equipment of no tactical use to the enemy and attempts to conceal or destroy items of tactical value. The OPFOR element attempts escape and evasion. 1. Prevents the successful capture of documents and equipment. 2. Destroys documents and equipment. 3. Removes identifying markings from equipment. 4. Removes unit-identifying insignia. 5. Provides misleading information. 6. Plans an escape. 7. Delays movement to the nearest collection point. 8. Prevents safeguarding of enemy prisoners of war (EPWs) in order to cause embarrassment to the United States (US).

TASK: Disrupt a Route Reconnaissance (5-OPFOR-0021)

CONDITION: The enemy is conducting a route reconnaissance. The opposing forces (OPFOR) element is positioned along the enemy's route.

STANDARD: The OPFOR element attempts to disrupt a squad/section conducting a route reconnaissance. 1. Prevents the unit from meeting its specified time schedule. 2. Forces the unit to deviate from its specified route. 3. Prevents the unit from reaching its assigned destination. 4. Surprises the squad/section. 5. Inflicts casualties on the unit.

TASK: Conduct a Raid (5-OPFOR-0004)

CONDITION: The opposing forces (OPFOR) element has occupied an objective rally point and has orders to conduct a raid on a combat service support (CSS) base.

STANDARD: The OPFOR element infiltrates the enemy's base and destroys all of the targets. 1. Surprises the enemy forces. 2. Assaults the support base and accomplishes the assigned tasks. 3. Destroys the specified equipment and supplies. 4. Avoids being decisively engaged. 5. Withdraws all personnel from the objective areas within the time prescribed. 6. Obtains all priority intelligence requirements (PIR) from the raid site. 7. Sustains only light casualties from enemy fire.

TASK: Conduct an Aerial Reconnaissance (5-OPFOR-0010)

CONDITION: The opposing forces (OPFOR) headquarters (HQ) element requires intelligence on the locations and identification of enemy elements. An aircraft is dispatched to take photographs and make a visual inspection of the enemy rear area.

STANDARD: The OPFOR element gathers photograph intelligence of the enemy. 1. Photographs the assigned sectors. 2. Makes quick visual checks where the ceiling is low. 3. Locates enemy positions in the area, particularly support and storage bases, and command and control (C2) facilities. 4. Sustains no loss of aircraft. 5. Reports priority intelligence requirements (PIR) and other information requirements to the OPFOR HQ.

TASK: Defeat Obstacles (5-OPFOR-0009)

CONDITION: The opposing forces (OPFOR) element encounters an obstacle that blocks the avenue of approach as it advances upon the enemy forces.

STANDARD: The OPFOR element bypasses or breaches the enemy obstacle. 1. Detects the obstacle before halting its main body. 2. Defeats the obstacle. a. Bypasses the obstacle without entering the engagement areas. b. Breaches the obstacle within 45 minutes and passes its entire force through the obstacle. 3. Does not incur degradation to the point that the mission must be discontinued.

TASK: Conduct an Attack (5-OPFOR-0008)

CONDITION: The enemy is conducting tactical operations. The opposing forces (OPFOR) element receives orders to attack the enemy, the area of occupation, or the main supply route (MSR) with smoke.

STANDARD: The OPFOR element disrupts the enemy's movement and smoke operations. 1. Determines the delivery method of the smoke attack. 2. Locates the target. 3. Delivers the smoke attack downwind. 4. Attacks the enemy with smoke, and surge attacks when the enemy responds to the smoke.

TASK: Disrupt Construction of Vehicle Fighting Positions (5-OPFOR-0020)

CONDITION: The opposing forces (OPFOR) element has located the enemy. The priority intelligence requirements (PIR) and other intelligence obtained by OPFOR patrols indicate the enemy is constructing vehicle fighting positions within its defensive area. The OPFOR element has automatic and antiarmor weapons and light mortars.

STANDARD: The OPFOR element attempts to disrupt the enemy's efforts to establish vehicle fighting positions. 1. Locates the defensive area. 2. Surprises the main body. 3. Penetrates the defensive area with squad-size probes. 4. Inflicts casualties on the unit. 5. Destroys vehicles. 6. Disrupts the unit's preparations (prevents or delays beyond the unit's allotted time).

TASK: Disrupt an Engineer Reconnaissance (5-OPFOR-0022)

CONDITION: The enemy is conducting an engineer reconnaissance. The opposing forces (OPFOR) element is positioned along the enemy's route.

STANDARD: The OPFOR element disrupts an engineer reconnaissance. 1. Prevents the unit from meeting its specified time schedule. 2. Forces the unit to deviate from its specified route. 3. Prevents the unit from accomplishing its assigned engineer reconnaissance. 4. Surprises the unit conducting the reconnaissance.

TASK: Conduct Terrorist and Saboteur Attacks (5-OPFOR-0005)

CONDITION: The opposing forces (OPFOR) element dispatches small teams into the enemy's rear area to disrupt combat service support (CSS) operations.

STANDARD: The enemy sustains disrupted command and control (C2), destroyed equipment and supplies, and light casualties. 1. Locates rear support bases and C2 facilities. 2. Delays and disrupts CSS operations through probes. 3. Infiltrates CSS bases to conduct sabotage and terrorist activities. 4. Inflicts light casualties. 5. Destroys supplies and equipment.

TASK: Defend a Minefield (5-OPFOR-0023)

CONDITION: The enemy is conducting a minefield sweeping operation. The opposing forces (OPFOR) element has a minefield placed in the enemy's path. The minefield is under constant observation and fire.

STANDARD: The OPFOR element defends a minefield against an enemy element conducting a minefield sweeping operation. 1. Prevents the unit from detecting the obstacle. 2. Disrupts the minefield sweeping operation. 3. Prevents the unit from conducting the minefield sweeping operation, prevents the unit from moving all personnel through the breach or delays the completion of the minefield sweeping operation for more than 45 minutes.

TASK: Maintain Contact (5-OPFOR-0003)

CONDITION: The opposing forces (OPFOR) element is engaged with enemy base defense forces. The enemy forces are withdrawing under pressure.

STANDARD: The OPFOR element maintains enemy contact while the enemy withdraws. 1. Engages the enemy forces decisively. 2. Advances the OPFOR as the enemy forces withdraw. 3. Inflicts heavy casualties. 4. Captures the members of the enemy force. 5. Captures documents and equipment. 6. Safeguards captured documents, equipment, and personnel.

TASK: Conduct an Ambush (5-OPFOR-0007)

CONDITION: The enemy is moving in a convoy. The opposing forces (OPFOR) element is positioned along the enemy's route.

STANDARD: The OPFOR element inflicts casualties on the enemy and causes vehicle and equipment damage. 1. Prepares an ambush site before the element arrives. 2. Surprises march element forces. 3. Inflicts heavy casualties within the designated kill zone. 4. Inflicts heavy damage to vehicles and equipment within the designated kill zone. 5. Delays the march element from reaching a specified destination for a specified period of time. 6. Withdraws on order. 7. Sustains no casualties. 8. Reports actions to superiors.

TASK: Disrupt a Net Control Station (NCS) (5-OPFOR-0019)

CONDITION: The enemy has established a NCS. The opposing forces (OPFOR) element has radio and jamming equipment.

STANDARD: The OPFOR element attempts to disrupt an NCS. 1. Attempts to locate the radio frequency that the unit is operating on. 2. Attempts to enter the radio net. 3. Attempts to issue "bogus" orders to a unit on the net. 4. Jams the radio frequency and forces the unit to go to an alternate frequency.

TASK: Disrupt Defensive Preparations (5-OPFOR-0018)

CONDITION: The opposing forces (OPFOR) element has located the enemy. Priority intelligence requirements (PIR) and other intelligence requirements obtained by OPFOR patrols indicate that the enemy elements are establishing defensive positions. The OPFOR element has automatic and antiarmor weapons and light mortars.

STANDARD: The OPFOR element disrupts and delays the enemy's defensive preparations. 1. Locates and penetrates the enemy's security system. 2. Forces the enemy to delay defensive preparations. 3. Disrupts the enemy's obstacle preparations.

TASK: Disrupt Enemy Movement and Operations Using Tactical Nuclear Weapons (5-OPFOR-0016)

CONDITION: The opposing forces (OPFOR) element has located the enemy. Priority intelligence requirements (PIR) and other intelligence requirements have been obtained by OPFOR patrols. Tactical nuclear weapons are employed against key locations in the rear area.

STANDARD: The OPFOR element disrupts enemy movement and operations. 1. Disrupts or delays the movement of the enemy's equipment and supplies to the forward areas. 2. Destroys enemy equipment and supplies. 3. Inflicts a high rate of nuclear casualties among the enemy forces. 4. Denies the enemy the use of specified areas. 5. Contaminates the enemy's equipment and supplies.

TASK: Disrupt Quartering Party Operations (5-OPFOR-0017)

CONDITION: The enemy is conducting quartering party operations. It has established an assembly area (AA) but has not moved in the main body.

STANDARD: The opposing forces (OPFOR) element attempts to disrupt quartering party operations and infiltrate the enemy's AA. 1. Locates the quartering party and the AA. 2. Surprises the main body. 3. Penetrates the AA with squad-size probes. 4. Inflicts personnel casualties and vehicle damage. 5. Disrupts the unit's preparations (prevents or delays beyond the unit's allotted time).

TASK: Disrupt Enemy Movement and Operations Using Persistent and Nonpersistent Chemical Weapons (5-OPFOR-0015)

CONDITION: The opposing forces (OPFOR) element has located the enemy. Priority intelligence requirements (PIR) and other intelligence requirements have been obtained by OPFOR patrols. The OPFOR units deliver chemical agents, by means of conventional artillery weapons or aircraft, along selected supply routes and key bases in the rear area.

STANDARD: The OPFOR element disrupts enemy movement and operations using persistent and nonpersistent chemical weapons. 1. Delivers chemical agents in low and densely wooded areas. 2. Delays the movement of enemy supplies and equipment to the forward areas. 3. Restricts the movement of the enemy units in the rear area. 4. Channels the movement of enemy units into predesignated ambush areas. 5. Contaminates enemy supplies and equipment. 6. Inflicts a high rate of casualties on enemy forces.

TASK: Disrupt Movement (5-OPFOR-0014)

CONDITION: The enemy is expected to move through the opposing forces (OPFOR) element's area of operations. The OPFOR element has received an operation order (OPORD) or fragmentary order (FRAGO) to disrupt enemy movement. The enemy has the capability to defend with direct fire and antiarmor weapons.

STANDARD: The OPFOR element delays enemy movement. 1. Delays the element. 2. Forces the element to deviate from its route. 3. Prevents the element from reaching its destination. 4. Surprises the element's main body.

TASK: Counter Passage of Lines (5-OPFOR-0012)

CONDITION: Enemy forces are in defensive positions, but they are expected to attempt passage-of-lines operations. The opposing forces (OPFOR) received orders to disrupt enemy passage-of-lines operations.

STANDARD: The OPFOR element delays or prevents enemy passage of lines. 1. Delays the passage. 2. Prevents the company from moving all personnel through the stationary unit. 3. Engages the main body of either the moving or the stationary unit.

TASK: Disrupt Assembly Area (AA) Activities (5-OPFOR-0013)

CONDITION: Intelligence reports indicate that platoon- and company-size enemy units are operating in the opposing forces (OPFOR) area of operations. Enemy units can defend from AAs with direct fire, antiarmor weapons, and indirect fire. The enemy has close air support (CAS) and nuclear, biological, and chemical (NBC) capabilities.

STANDARD: The OPFOR element locates and disrupts the enemy's AA activities. 1. Locates the element's AA. 2. Probes the AA with squad- or team-size elements. 3. Inflicts more than 5 percent casualties on the element. 4. Disrupts the element's preparations (prevents or delays beyond the element's allotted time).

TASK: Attack (5-OPFOR-0001)

CONDITION: The opposing forces (OPFOR) element has located the enemy. The priority intelligence requirements (PIR) and other intelligence requirements have been obtained by OPFOR patrols. The OPFOR element has automatic and antiarmor weapons and light mortars.

STANDARD: The OPFOR element attempts to seize the terrain, vehicles, or equipment. 1. Develops an attack plan. 2. Surprises the enemy unit's main body. 3. Initiates the attack using a scheme of maneuver that exploits the enemy's flanks, gaps, and weaknesses. 4. Uses covered and concealed routes to approach the enemy forces' flanks, gaps, or weakly held areas. 5. Employs indirect fire to support the attack. 6. Penetrates enemy defenses. 7. Destroys equipment and supplies. 8. Inflicts heavy casualties. 9. Isolates the combat service support (CSS) base by blocking reinforcements. 10. Forces enemy units to displace. 11. Avoids being fixed in one position. 12. Withdraws before the CSS base is reinforced with tactical combat forces.

TASK: Conduct Sniper Operations (5-OPFOR-0006)

CONDITION: The opposing forces (OPFOR) element has assigned snipers (regular or irregular elements) in the enemy's rear area along the main supply route (MSR) and near support sites.

STANDARD: The OPFOR element kills or wounds targets. 1. Sets up a well-concealed location. 2. Engages vehicle drivers or personnel on foot with short bursts of semiautomatic fire. 3. Kills or wounds selected targets. 4. Prevents the position from being discovered by enemy forces. 5. Evacuates the area without being spotted. 6. Reports all specified priority intelligence requirements (PIR) and other intelligence requirements to the OPFOR headquarters (HQ).

TASK: Conduct Air Attacks (5-OPFOR-0002)

CONDITION: The opposing forces (OPFOR) element in the rear area has forwarded the positions of the enemy support sites or the locations of moving elements. The OPFOR aircraft have been dispatched to attack enemy installations or convoys.

STANDARD: The OPFOR element attempts to delay, disrupt, or damage the enemy targets by air. 1. Locates the target (support sites or convoys). 2. Makes attack runs on the designated targets. 3. Inflicts heavy damage to the selected target. 4. Sustains no loss of aircraft. 5. Delays moving the force for more than one hour.

- ELEMENTS:** Company Headquarters
 Two Float Bridge Platoon Headquarters
 Four Bridge Sections
 Two Bridge Support Sections
 Support Platoon Headquarters
 Maintenance and Equipment Section
 Two Site Support Sections
 Augment

TASK: Establish Unit Defense (07-3-0219.05-T01A)
 (FM 7-8) (FM 24-19) (FM 24-35)
 (FM 24-35-1) (FM 7-7) (TC 24-20)

ITERATION: 1 2 3 4 5 M (Circle)

COMMANDER/LEADER ASSESSMENT: T P U (Circle)

CONDITIONS: The element has received an operation order (OPORD) or a fragmentary order (FRAGO) with a mission to occupy part of a larger unit's defensive sector, or is isolated and must provide its own security or defense. The element may be opposed by as much as a motorized rifle company. Some iterations of this task should be performed in MOPP4.

TASK STANDARDS: The element completes all preparations for the defense not later than the time specified in the order. The enemy does not surprise the platoon. The time required to perform this task is increased when conducting it in mission-oriented protection posture (MOPP) 4.

TASK STEPS AND PERFORMANCE MEASURES	GO	NO-GO
<p>* 1. The element leader performs a leader's reconnaissance of the tentative defensive position.</p> <ul style="list-style-type: none"> a. Searched the area to ensure that it was free of the enemy, mines, and booby traps. b. Established local security. c. Surveyed the area for nuclear, biological, and chemical (NBC) contamination. d. Designated sectors and general locations for the operations, vehicles, and automatic and antiarmor weapons based on the mission, enemy, terrain, troops, time available, and civilian considerations (METT-TC) factors. <p>NOTE: At night, the designation of positions must be more exact. Leaders may elect to reconnoiter the area first, position the observation posts (OPs), and then have the guides bring the other members into position.</p> <p>2. The designated security or operation team moves to assigned positions.</p> <ul style="list-style-type: none"> a. Emplaced the M8A1 Chemical Alarm System, if assigned, within 5 minutes of occupying the OP. b. Positioned the OP within range of the supporting small-arms fire. c. Provided cover and concealment for the OP personnel. d. Designated covered and concealed routes to and from the OP. e. Established communications from the operations to the unit's command post (CP). <p>NOTE: The primary means should be wire, supplemented by messenger and radio.</p> <ul style="list-style-type: none"> f. Disseminated the locations of all friendly personnel in the sector. <p>* 3. The platoon leader and the platoon forward observer (FO) designate targets to support the OP.</p> <ul style="list-style-type: none"> a. Identified the target reference points (TRPs). 		

TASK STEPS AND PERFORMANCE MEASURES	GO	NO-GO
<p>b. Included the OP targets within the fire plan.</p> <p>4. The OP team provides early warning.</p> <ol style="list-style-type: none"> Provided continuous early warning out to a range that warned of enemy observation, direct fire, or assault on the main body. Detected all enemy activity within the vicinity of the unit's position. Adjusted illumination or high-explosive (HE) rounds on enemy targets. Emplaced expedient early-warning devices before dark, if possible. Demonstrated the correct use of the current challenge and password. Alternated the OP sites when required, due to the changing visibility or enemy activity. <p>* 5. The element leader designates the primary, alternate, and supplementary fighting positions for key weapons or vehicles, where applicable, while emplacing the rest of the platoon.</p> <ol style="list-style-type: none"> Positioned the machine guns to obtain grazing fire along the most likely dismounted avenue of approach (AA). Positioned the antiarmor weapons to cover the likely armor AA or the assigned engagement area (EA). Ensured that the positions were mutually supported along armor and dismounted infantry AAs. Positioned the M203 grenade launchers, if assigned, to cover dead space in the terrain outside hand grenade range. <p>* 6. Leaders place fighting positions to engage targets in designated sectors of fire, covering the most dangerous AAs first.</p> <ol style="list-style-type: none"> Determined the sector of fire based on the type of weapon and the weapon's range. Assigned all personnel to a fighting position. <p>* 7. The element leader coordinates or contacts adjacent units.</p> <ol style="list-style-type: none"> Established boundary responsibilities. Discovered and eliminated any gaps in the defensive sector. Ensured that observation and fires overlapped. <p>8. The element occupies defensive positions.</p> <p>NOTE: The leader establishes task priorities. Normally these are in the unit's standing operating procedure (SOP), but can be modified as needed (based on METT-TC considerations) by the platoon leader or the company commander.</p> <ol style="list-style-type: none"> Occupied the assigned positions, physically. Reconnoitered physically in front of each position to become familiar with the terrain, locate dead space, and view the terrain from the enemy's perspective. Prepared and forwarded crew-served weapons range cards to the squad leader within 15 minutes of positioning. Installed aiming stakes. Cleared fields of fire. Emplaced obstacles according to the company's obstacle plan. Dug fighting positions to armpit depth with 0.5 meters of parapet. Constructed overhead cover for the fighting position. Camouflaged positions and vehicles from aerial and ground observation, ensuring that fighting positions could not be detected from a distance of more than 35 meters from the front of the position. Stockpiled ammunition, food, and water. Constructed alternate and supplementary positions. Ensured that all element members knew the element's CP location. 		

TASK STEPS AND PERFORMANCE MEASURES	GO	NO-GO
<p>* 9. The element leader, along with the fire support team (FIST) or FO if applicable, plans for the employment of indirect fires.</p> <ul style="list-style-type: none"> a. Planned the fires along the enemy's AAs. b. Planned the fires at known or likely enemy positions. c. Planned final protective fires (FPF), if allocated. d. Registered and adjusted TRPs, if available and the situation permitted. <p>10. The radiotelephone operator (RATELO) establishes communications.</p> <ul style="list-style-type: none"> a. Used wire as the primary communications, if available. b. Ensured that the platoon or company's CP had communications with operations, higher and subordinate leaders, adjacent units, and fire support. c. Conducted periodic communications checks to ensure that all communications were operational. d. Planned and provided for an alternate means of communications. <p>*11. The element leader prepares a sector sketch.</p> <ul style="list-style-type: none"> a. Identified the main terrain features and the range to the terrain features. b. Identified the squad's fighting position locations. c. Indicated the primary and secondary sectors of fire for each position. d. Identified the type of weapon and fire control measures (FPF, principle direction of fire [PDF], and the final protective line [FPL]) for each position. e. Identified the squad leader's position and the OP locations. f. Marked dead space. g. Identified obstacle locations. h. Indicated the direction of north. i. Forwarded a copy of the sector sketch to the platoon leader within 30 minutes of being assigned a sector. <p>*12. The element leader prepares a platoon sector sketch.</p> <ul style="list-style-type: none"> a. Indicated the platoon sector or the EA. b. Denoted the primary, alternate, and supplementary squad positions and the sectors of fire. c. Indicated the location of vehicles, antiarmor, and automatic weapon positions with the primary sectors of fire, the FPL, or the PDF for the primary vehicle weapons system, automatic weapons, and TRPs. d. Identified the location of OPs and patrol routes, if any had been planned. e. Outlined the maximum engagement lines for the primary weapon systems. f. Identified the location of indirect-fire targets and FPFs, if any had been allocated. g. Indicated the direction of north. h. Illustrated the unit identification, up to company level. i. Indicated the date-time group. j. Identified the position of the platoon's CP. k. Forwarded a copy of the platoon sector sketch to the company commander within 1 hour of assigning squad leaders sectors. <p>13. The element continues to improve defensive positions.</p> <ul style="list-style-type: none"> a. Improved positions according to the SOP work priorities. b. Upgraded positions as directed by higher headquarters (HQ). 		

TASK PERFORMANCE / EVALUATION SUMMARY BLOCK							
ITERATION	1	2	3	4	5	M	TOTAL
TOTAL TASK STEPS EVALUATED							
TOTAL TASK STEPS "GO"							
TRAINING STATUS "GO"/"NO-GO"							

"*" indicates a leader task step.

SUPPORTING INDIVIDUAL TASKS

Task Number	Task Title
071-325-4407	Employ Hand Grenades
071-325-4425	Employ an M18A1 Claymore Mine
071-326-5703	Construct Individual Fighting Positions
071-326-5704	Supervise Construction of a Fighting Position
071-331-0804	Perform Surveillance Without the Aid of Electronic Devices
071-331-0852	Clear a Field of Fire
071-430-0002	Conduct a Defense by a Squad

SUPPORTING COLLECTIVE TASKS

Task Number	Task Title
05-2-0100	Coordinate the Synchronization and Integration of Fire Support (FS)
05-2-0127	Provide Support for Survivability Operations
05-2-0301	Camouflage Vehicles and Equipment
05-2-0314	Integrate Obstacles Into Direct- and Indirect-Fire Plans
05-2-0508	Plan for Survivability Operations
05-2-0510	Direct Survivability Construction
05-2-0514	Plan and Control Tactical Obstacles
05-2-0516	Emplace Situational Obstacles
05-3-0303	Construct Wire Obstacles

OPFOR TASKS AND STANDARDS

TASK: Surrender to the Capturing Unit on the Battlefield (5-OPFOR-0024)

CONDITION: The enemy has captured the opposing forces (OPFOR) element's soldiers, documents, and equipment sensitive to the OPFOR tactical operations.

STANDARD: The OPFOR soldiers retain or destroy documents and equipment. The OPFOR element surrenders documents and equipment of no tactical use to the enemy and attempts to conceal or destroy items of tactical value. The OPFOR element attempts escape and evasion. 1. Prevents the successful capture of documents and equipment. 2. Destroys documents and equipment. 3. Removes identifying markings from equipment. 4. Removes unit-identifying insignia. 5. Provides misleading information. 6. Plans an escape. 7. Delays movement to the nearest collection point. 8. Prevents safeguarding of enemy prisoners of war (EPWs) in order to cause embarrassment to the United States (US).

TASK: Disrupt a Route Reconnaissance (5-OPFOR-0021)

CONDITION: The enemy is conducting a route reconnaissance. The opposing forces (OPFOR) element is positioned along the enemy's route.

STANDARD: The OPFOR element attempts to disrupt a squad/section conducting a route reconnaissance. 1. Prevents the unit from meeting its specified time schedule. 2. Forces the unit to deviate from its specified route. 3. Prevents the unit from reaching its assigned destination. 4. Surprises the squad/section. 5. Inflicts casualties on the unit.

TASK: Conduct a Raid (5-OPFOR-0004)

CONDITION: The opposing forces (OPFOR) element has occupied an objective rally point and has orders to conduct a raid on a combat service support (CSS) base.

STANDARD: The OPFOR element infiltrates the enemy's base and destroys all of the targets. 1. Surprises the enemy forces. 2. Assaults the support base and accomplishes the assigned tasks. 3. Destroys the specified equipment and supplies. 4. Avoids being decisively engaged. 5. Withdraws all personnel from the objective areas within the time prescribed. 6. Obtains all priority intelligence requirements (PIR) from the raid site. 7. Sustains only light casualties from enemy fire.

TASK: Conduct an Aerial Reconnaissance (5-OPFOR-0010)

CONDITION: The opposing forces (OPFOR) headquarters (HQ) element requires intelligence on the locations and identification of enemy elements. An aircraft is dispatched to take photographs and make a visual inspection of the enemy rear area.

STANDARD: The OPFOR element gathers photograph intelligence of the enemy. 1. Photographs the assigned sectors. 2. Makes quick visual checks where the ceiling is low. 3. Locates enemy positions in the area, particularly support and storage bases, and command and control (C2) facilities. 4. Sustains no loss of aircraft. 5. Reports priority intelligence requirements (PIR) and other information requirements to the OPFOR HQ.

TASK: Defeat Obstacles (5-OPFOR-0009)

CONDITION: The opposing forces (OPFOR) element encounters an obstacle that blocks the avenue of approach as it advances upon the enemy forces.

STANDARD: The OPFOR element bypasses or breaches the enemy obstacle. 1. Detects the obstacle before halting its main body. 2. Defeats the obstacle. a. Bypasses the obstacle without entering the engagement areas. b. Breaches the obstacle within 45 minutes and passes its entire force through the obstacle. 3. Does not incur degradation to the point that the mission must be discontinued.

TASK: Conduct an Attack (5-OPFOR-0008)

CONDITION: The enemy is conducting tactical operations. The opposing forces (OPFOR) element receives orders to attack the enemy, the area of occupation, or the main supply route (MSR) with smoke.

STANDARD: The OPFOR element disrupts the enemy's movement and smoke operations. 1. Determines the delivery method of the smoke attack. 2. Locates the target. 3. Delivers the smoke attack downwind. 4. Attacks the enemy with smoke, and surge attacks when the enemy responds to the smoke.

TASK: Disrupt Construction of Vehicle Fighting Positions (5-OPFOR-0020)

CONDITION: The opposing forces (OPFOR) element has located the enemy. The priority intelligence requirements (PIR) and other intelligence obtained by OPFOR patrols indicate the enemy is constructing vehicle fighting positions within its defensive area. The OPFOR element has automatic and antiarmor weapons and light mortars.

STANDARD: The OPFOR element attempts to disrupt the enemy's efforts to establish vehicle fighting positions. 1. Locates the defensive area. 2. Surprises the main body. 3. Penetrates the defensive area with squad-size probes. 4. Inflicts casualties on the unit. 5. Destroys vehicles. 6. Disrupts the unit's preparations (prevents or delays beyond the unit's allotted time).

TASK: Disrupt an Engineer Reconnaissance (5-OPFOR-0022)

CONDITION: The enemy is conducting an engineer reconnaissance. The opposing forces (OPFOR) element is positioned along the enemy's route.

STANDARD: The OPFOR element disrupts an engineer reconnaissance. 1. Prevents the unit from meeting its specified time schedule. 2. Forces the unit to deviate from its specified route. 3. Prevents the unit from accomplishing its assigned engineer reconnaissance. 4. Surprises the unit conducting the reconnaissance.

TASK: Conduct Terrorist and Saboteur Attacks (5-OPFOR-0005)

CONDITION: The opposing forces (OPFOR) element dispatches small teams into the enemy's rear area to disrupt combat service support (CSS) operations.

STANDARD: The enemy sustains disrupted command and control (C2), destroyed equipment and supplies, and light casualties. 1. Locates rear support bases and C2 facilities. 2. Delays and disrupts CSS operations through probes. 3. Infiltrates CSS bases to conduct sabotage and terrorist activities. 4. Inflicts light casualties. 5. Destroys supplies and equipment.

TASK: Defend a Minefield (5-OPFOR-0023)

CONDITION: The enemy is conducting a minefield sweeping operation. The opposing forces (OPFOR) element has a minefield placed in the enemy's path. The minefield is under constant observation and fire.

STANDARD: The OPFOR element defends a minefield against an enemy element conducting a minefield sweeping operation. 1. Prevents the unit from detecting the obstacle. 2. Disrupts the minefield sweeping operation. 3. Prevents the unit from conducting the minefield sweeping operation, prevents the unit from moving all personnel through the breach or delays the completion of the minefield sweeping operation for more than 45 minutes.

TASK: Maintain Contact (5-OPFOR-0003)

CONDITION: The opposing forces (OPFOR) element is engaged with enemy base defense forces. The enemy forces are withdrawing under pressure.

STANDARD: The OPFOR element maintains enemy contact while the enemy withdraws. 1. Engages the enemy forces decisively. 2. Advances the OPFOR as the enemy forces withdraw. 3. Inflicts heavy casualties. 4. Captures the members of the enemy force. 5. Captures documents and equipment. 6. Safeguards captured documents, equipment, and personnel.

TASK: Conduct an Ambush (5-OPFOR-0007)

CONDITION: The enemy is moving in a convoy. The opposing forces (OPFOR) element is positioned along the enemy's route.

STANDARD: The OPFOR element inflicts casualties on the enemy and causes vehicle and equipment damage. 1. Prepares an ambush site before the element arrives. 2. Surprises march element forces. 3. Inflicts heavy casualties within the designated kill zone. 4. Inflicts heavy damage to vehicles and equipment within the designated kill zone. 5. Delays the march element from reaching a specified destination for a specified period of time. 6. Withdraws on order. 7. Sustains no casualties. 8. Reports actions to superiors.

TASK: Disrupt a Net Control Station (NCS) (5-OPFOR-0019)

CONDITION: The enemy has established a NCS. The opposing forces (OPFOR) element has radio and jamming equipment.

STANDARD: The OPFOR element attempts to disrupt an NCS. 1. Attempts to locate the radio frequency that the unit is operating on. 2. Attempts to enter the radio net. 3. Attempts to issue "bogus" orders to a unit on the net. 4. Jams the radio frequency and forces the unit to go to an alternate frequency.

TASK: Disrupt Defensive Preparations (5-OPFOR-0018)

CONDITION: The opposing forces (OPFOR) element has located the enemy. Priority intelligence requirements (PIR) and other intelligence requirements obtained by OPFOR patrols indicate that the enemy elements are establishing defensive positions. The OPFOR element has automatic and antiarmor weapons and light mortars.

STANDARD: The OPFOR element disrupts and delays the enemy's defensive preparations. 1. Locates and penetrates the enemy's security system. 2. Forces the enemy to delay defensive preparations. 3. Disrupts the enemy's obstacle preparations.

TASK: Disrupt Enemy Movement and Operations Using Tactical Nuclear Weapons (5-OPFOR-0016)

CONDITION: The opposing forces (OPFOR) element has located the enemy. Priority intelligence requirements (PIR) and other intelligence requirements have been obtained by OPFOR patrols. Tactical nuclear weapons are employed against key locations in the rear area.

STANDARD: The OPFOR element disrupts enemy movement and operations. 1. Disrupts or delays the movement of the enemy's equipment and supplies to the forward areas. 2. Destroys enemy equipment and supplies. 3. Inflicts a high rate of nuclear casualties among the enemy forces. 4. Denies the enemy the use of specified areas. 5. Contaminates the enemy's equipment and supplies.

TASK: Disrupt Quartering Party Operations (5-OPFOR-0017)

CONDITION: The enemy is conducting quartering party operations. It has established an assembly area (AA) but has not moved in the main body.

STANDARD: The opposing forces (OPFOR) element attempts to disrupt quartering party operations and infiltrate the enemy's AA. 1. Locates the quartering party and the AA. 2. Surprises the main body. 3. Penetrates the AA with squad-size probes. 4. Inflicts personnel casualties and vehicle damage. 5. Disrupts the unit's preparations (prevents or delays beyond the unit's allotted time).

TASK: Disrupt Enemy Movement and Operations Using Persistent and Nonpersistent Chemical Weapons (5-OPFOR-0015)

CONDITION: The opposing forces (OPFOR) element has located the enemy. Priority intelligence requirements (PIR) and other intelligence requirements have been obtained by OPFOR patrols. The OPFOR units deliver chemical agents, by means of conventional artillery weapons or aircraft, along selected supply routes and key bases in the rear area.

STANDARD: The OPFOR element disrupts enemy movement and operations using persistent and nonpersistent chemical weapons. 1. Delivers chemical agents in low and densely wooded areas. 2. Delays the movement of enemy supplies and equipment to the forward areas. 3. Restricts the movement of the enemy units in the rear area. 4. Channels the movement of enemy units into predesignated ambush areas. 5. Contaminates enemy supplies and equipment. 6. Inflicts a high rate of casualties on enemy forces.

TASK: Disrupt Movement (5-OPFOR-0014)

CONDITION: The enemy is expected to move through the opposing forces (OPFOR) element's area of operations. The OPFOR element has received an operation order (OPORD) or fragmentary order (FRAGO) to disrupt enemy movement. The enemy has the capability to defend with direct fire and antiarmor weapons.

STANDARD: The OPFOR element delays enemy movement. 1. Delays the element. 2. Forces the element to deviate from its route. 3. Prevents the element from reaching its destination. 4. Surprises the element's main body.

TASK: Counter Passage of Lines (5-OPFOR-0012)

CONDITION: Enemy forces are in defensive positions, but they are expected to attempt passage-of-lines operations. The opposing forces (OPFOR) received orders to disrupt enemy passage-of-lines operations.

STANDARD: The OPFOR element delays or prevents enemy passage of lines. 1. Delays the passage. 2. Prevents the company from moving all personnel through the stationary unit. 3. Engages the main body of either the moving or the stationary unit.

TASK: Disrupt Assembly Area (AA) Activities (5-OPFOR-0013)

CONDITION: Intelligence reports indicate that platoon- and company-size enemy units are operating in the opposing forces (OPFOR) area of operations. Enemy units can defend from AAs with direct fire, antiarmor weapons, and indirect fire. The enemy has close air support (CAS) and nuclear, biological, and chemical (NBC) capabilities.

STANDARD: The OPFOR element locates and disrupts the enemy's AA activities. 1. Locates the element's AA. 2. Probes the AA with squad- or team-size elements. 3. Inflicts more than 5 percent casualties on the element. 4. Disrupts the element's preparations (prevents or delays beyond the element's allotted time).

TASK: Attack (5-OPFOR-0001)

CONDITION: The opposing forces (OPFOR) element has located the enemy. The priority intelligence requirements (PIR) and other intelligence requirements have been obtained by OPFOR patrols. The OPFOR element has automatic and antiarmor weapons and light mortars.

STANDARD: The OPFOR element attempts to seize the terrain, vehicles, or equipment. 1. Develops an attack plan. 2. Surprises the enemy unit's main body. 3. Initiates the attack using a scheme of maneuver that exploits the enemy's flanks, gaps, and weaknesses. 4. Uses covered and concealed routes to approach the enemy forces' flanks, gaps, or weakly held areas. 5. Employs indirect fire to support the attack. 6. Penetrates enemy defenses. 7. Destroys equipment and supplies. 8. Inflicts heavy casualties. 9. Isolates the combat service support (CSS) base by blocking reinforcements. 10. Forces enemy units to displace. 11. Avoids being fixed in one position. 12. Withdraws before the CSS base is reinforced with tactical combat forces.

TASK: Conduct Sniper Operations (5-OPFOR-0006)

CONDITION: The opposing forces (OPFOR) element has assigned snipers (regular or irregular elements) in the enemy's rear area along the main supply route (MSR) and near support sites.

STANDARD: The OPFOR element kills or wounds targets. 1. Sets up a well-concealed location. 2. Engages vehicle drivers or personnel on foot with short bursts of semiautomatic fire. 3. Kills or wounds selected targets. 4. Prevents the position from being discovered by enemy forces. 5. Evacuates the area without being spotted. 6. Reports all specified priority intelligence requirements (PIR) and other intelligence requirements to the OPFOR headquarters (HQ).

TASK: Conduct Air Attacks (5-OPFOR-0002)

CONDITION: The opposing forces (OPFOR) element in the rear area has forwarded the positions of the enemy support sites or the locations of moving elements. The OPFOR aircraft have been dispatched to attack enemy installations or convoys.

STANDARD: The OPFOR element attempts to delay, disrupt, or damage the enemy targets by air. 1. Locates the target (support sites or convoys). 2. Makes attack runs on the designated targets. 3. Inflicts heavy damage to the selected target. 4. Sustains no loss of aircraft. 5. Delays moving the force for more than one hour.

ELEMENTS: Company Headquarters
 Two Float Bridge Platoon Headquarters
 Four Bridge Sections
 Two Bridge Support Sections
 Support Platoon Headquarters
 Maintenance and Equipment Section
 Two Site Support Sections
 Augment

TASK: React to an Ambush (07-3-1112.05-T01A)
 (FM 7-8) (FM 17-98) (FM 34-2-1)
 (FM 7-92)

ITERATION: 1 2 3 4 5 M (Circle)

COMMANDER/LEADER ASSESSMENT: T P U (Circle)

CONDITIONS: The element is in a prepared kill zone. The enemy initiates the ambush with a casualty-producing device and a high volume of fire. The unit has guidance provided by the rules of engagement (ROE) and from mission instructions, such as the peace mandate terms of reference, the Status of Forces Agreement (SOFA), and the rules of interaction (ROI). Civilians, government organizations, nongovernmental organizations, private voluntary organizations, and the international press may be present on the battlefield. The presence of civilians can restrict the use of fires and reduce the combat power available to the commander. Some iterations of this task should be performed in MOPP4.

TASK STANDARDS: The element reacts immediately to the ambush based on the type (near, far). The platoon disengages the element in the kill zone or forces the enemy to withdraw. The platoon continues follow-on operations. The unit complies with the ROE, mission instruction, and higher headquarters (HQ) and other special orders. The time required to prepare is increased when conducting this task in mission-oriented protection posture (MOPP) 4.

TASK STEPS AND PERFORMANCE MEASURES	GO	NO-GO
<p>NOTE: Leaders ensure that the ROE and the ROI are disseminated to subordinate personnel.</p> <ol style="list-style-type: none"> 1. Personnel in the kill zone react to a near ambush (within hand grenade range). <ol style="list-style-type: none"> a. Returned fire immediately; assumed covered positions; and threw fragmentation, concussion, and smoke grenades. b. Immediately after the grenades detonated, assaulted individually through the ambush using individual fire and movement 2. Personnel not in the kill zone react to a near ambush. <ol style="list-style-type: none"> a. Identified enemy positions. b. Initiated immediate suppressive fires against the enemy. c. Took up covered positions. d. Shifted fires as personnel in the kill zone assaulted through the ambush. 3. Personnel receiving fire in a far ambush (beyond hand grenade range) immediately return fire and take up covered positions. <ol style="list-style-type: none"> a. Suppressed or destroyed enemy crew-served weapons first. b. Obscured the enemy position with smoke (M203). c. Sustained suppressive fires and shifted them as the assaulting squads fought through the enemy position. 4. Personnel not receiving fire react to a far ambush. 		

TASK STEPS AND PERFORMANCE MEASURES	GO	NO-GO
a. Moved by a covered and concealed route to a vulnerable flank of the enemy's position. b. Assaulted using fire and movement techniques. 5. The element forward observer (FO) calls for and adjusts indirect fires as directed by the element leader. a. Used indirect fires to isolate the enemy's position. b. Adjusted fires on any retreating enemy. * 6. The platoon leader accounts for all personnel and equipment after the enemy has withdrawn. a. Reported the situation to higher HQ. b. Consolidated and reorganized as necessary. c. Continued the mission.		

TASK PERFORMANCE / EVALUATION SUMMARY BLOCK							
ITERATION	1	2	3	4	5	M	TOTAL
TOTAL TASK STEPS EVALUATED							
TOTAL TASK STEPS "GO"							
TRAINING STATUS "GO"/"NO-GO"							

"*" indicates a leader task step.

SUPPORTING INDIVIDUAL TASKS: NONE

SUPPORTING COLLECTIVE TASKS

Task Number	Task Title
05-2-0100	Coordinate the Synchronization and Integration of Fire Support (FS)
08-2-0314.05-T01A	Treat Unit Casualties (for Units with Medical Treatment Personnel)
12-1-0403.05-T01A	Report Casualties

OPFOR TASKS AND STANDARDS

TASK: Conduct an Ambush (07-OPFOR-1112)

CONDITION: The opposing forces (OPFOR) are operating separately or as part of a larger unit. The OPFOR is ordered to conduct an ambush along the enemy's lines of communications. The OPFOR has designated priority intelligence requirements (PIR) and other intelligence requirements (IR). Light automatic weapons, light mortars, and antiarmor systems are available.

STANDARD: 1. The OPFOR emplaces the ambush not later than the time specified in the order. 2. The OPFOR surprises the enemy. 3. The OPFOR engages, fixes, and/or destroys the specified enemy element in the kill zone. OR 4. The OPFOR engages and destroys all of the specified vehicles in the kill zone. 5. The OPFOR withdraws all personnel and equipment from the objective, on order. 6. All specified PIR and IR are obtained from the ambush site.

TASK: Surrender to the Capturing Unit on the Battlefield (5-OPFOR-0024)

CONDITION: The enemy has captured the opposing forces (OPFOR) element's soldiers, documents, and equipment sensitive to the OPFOR tactical operations.

STANDARD: The OPFOR soldiers retain or destroy documents and equipment. The OPFOR element surrenders documents and equipment of no tactical use to the enemy and attempts to conceal or destroy items of tactical value. The OPFOR element attempts escape and evasion. 1. Prevents the successful capture of documents and equipment. 2. Destroys documents and equipment. 3. Removes identifying markings from equipment. 4. Removes unit-identifying insignia. 5. Provides misleading information. 6. Plans an escape. 7. Delays movement to the nearest collection point. 8. Prevents safeguarding of enemy prisoners of war (EPWs) in order to cause embarrassment to the United States (US).

TASK: Disrupt a Route Reconnaissance (5-OPFOR-0021)

CONDITION: The enemy is conducting a route reconnaissance. The opposing forces (OPFOR) element is positioned along the enemy's route.

STANDARD: The OPFOR element attempts to disrupt a squad/section conducting a route reconnaissance. 1. Prevents the unit from meeting its specified time schedule. 2. Forces the unit to deviate from its specified route. 3. Prevents the unit from reaching its assigned destination. 4. Surprises the squad/section. 5. Inflicts casualties on the unit.

TASK: Conduct a Raid (5-OPFOR-0004)

CONDITION: The opposing forces (OPFOR) element has occupied an objective rally point and has orders to conduct a raid on a combat service support (CSS) base.

STANDARD: The OPFOR element infiltrates the enemy's base and destroys all of the targets. 1. Surprises the enemy forces. 2. Assaults the support base and accomplishes the assigned tasks. 3. Destroys the specified equipment and supplies. 4. Avoids being decisively engaged. 5. Withdraws all personnel from the objective areas within the time prescribed. 6. Obtains all priority intelligence requirements (PIR) from the raid site. 7. Sustains only light casualties from enemy fire.

TASK: Conduct an Aerial Reconnaissance (5-OPFOR-0010)

CONDITION: The opposing forces (OPFOR) headquarters (HQ) element requires intelligence on the locations and identification of enemy elements. An aircraft is dispatched to take photographs and make a visual inspection of the enemy rear area.

STANDARD: The OPFOR element gathers photograph intelligence of the enemy. 1. Photographs the assigned sectors. 2. Makes quick visual checks where the ceiling is low. 3. Locates enemy positions in the area, particularly support and storage bases, and command and control (C2) facilities. 4. Sustains no loss of aircraft. 5. Reports priority intelligence requirements (PIR) and other information requirements to the OPFOR HQ.

TASK: Defeat Obstacles (5-OPFOR-0009)

CONDITION: The opposing forces (OPFOR) element encounters an obstacle that blocks the avenue of approach as it advances upon the enemy forces.

STANDARD: The OPFOR element bypasses or breaches the enemy obstacle. 1. Detects the obstacle before halting its main body. 2. Defeats the obstacle. a. Bypasses the obstacle without entering the engagement areas. b. Breaches the obstacle within 45 minutes and passes its entire force through the obstacle. 3. Does not incur degradation to the point that the mission must be discontinued.

TASK: Conduct an Attack (5-OPFOR-0008)

CONDITION: The enemy is conducting tactical operations. The opposing forces (OPFOR) element receives orders to attack the enemy, the area of occupation, or the main supply route (MSR) with smoke.

STANDARD: The OPFOR element disrupts the enemy's movement and smoke operations. 1. Determines the delivery method of the smoke attack. 2. Locates the target. 3. Delivers the smoke attack downwind. 4. Attacks the enemy with smoke, and surge attacks when the enemy responds to the smoke.

TASK: Disrupt Construction of Vehicle Fighting Positions (5-OPFOR-0020)

CONDITION: The opposing forces (OPFOR) element has located the enemy. The priority intelligence requirements (PIR) and other intelligence obtained by OPFOR patrols indicate the enemy is constructing vehicle fighting positions within its defensive area. The OPFOR element has automatic and antiarmor weapons and light mortars.

STANDARD: The OPFOR element attempts to disrupt the enemy's efforts to establish vehicle fighting positions. 1. Locates the defensive area. 2. Surprises the main body. 3. Penetrates the defensive area with squad-size probes. 4. Inflicts casualties on the unit. 5. Destroys vehicles. 6. Disrupts the unit's preparations (prevents or delays beyond the unit's allotted time).

TASK: Disrupt an Engineer Reconnaissance (5-OPFOR-0022)

CONDITION: The enemy is conducting an engineer reconnaissance. The opposing forces (OPFOR) element is positioned along the enemy's route.

STANDARD: The OPFOR element disrupts an engineer reconnaissance. 1. Prevents the unit from meeting its specified time schedule. 2. Forces the unit to deviate from its specified route. 3. Prevents the unit from accomplishing its assigned engineer reconnaissance. 4. Surprises the unit conducting the reconnaissance.

TASK: Conduct Terrorist and Saboteur Attacks (5-OPFOR-0005)

CONDITION: The opposing forces (OPFOR) element dispatches small teams into the enemy's rear area to disrupt combat service support (CSS) operations.

STANDARD: The enemy sustains disrupted command and control (C2), destroyed equipment and supplies, and light casualties. 1. Locates rear support bases and C2 facilities. 2. Delays and disrupts CSS operations through probes. 3. Infiltrates CSS bases to conduct sabotage and terrorist activities. 4. Inflicts light casualties. 5. Destroys supplies and equipment.

TASK: Defend a Minefield (5-OPFOR-0023)

CONDITION: The enemy is conducting a minefield sweeping operation. The opposing forces (OPFOR) element has a minefield placed in the enemy's path. The minefield is under constant observation and fire.

STANDARD: The OPFOR element defends a minefield against an enemy element conducting a minefield sweeping operation. 1. Prevents the unit from detecting the obstacle. 2. Disrupts the minefield sweeping operation. 3. Prevents the unit from conducting the minefield sweeping operation, prevents the unit from moving all personnel through the breach or delays the completion of the minefield sweeping operation for more than 45 minutes.

TASK: Maintain Contact (5-OPFOR-0003)

CONDITION: The opposing forces (OPFOR) element is engaged with enemy base defense forces. The enemy forces are withdrawing under pressure.

STANDARD: The OPFOR element maintains enemy contact while the enemy withdraws. 1. Engages the enemy forces decisively. 2. Advances the OPFOR as the enemy forces withdraw. 3. Inflicts heavy casualties. 4. Captures the members of the enemy force. 5. Captures documents and equipment. 6. Safeguards captured documents, equipment, and personnel.

TASK: Conduct an Ambush (5-OPFOR-0007)

CONDITION: The enemy is moving in a convoy. The opposing forces (OPFOR) element is positioned along the enemy's route.

STANDARD: The OPFOR element inflicts casualties on the enemy and causes vehicle and equipment damage. 1. Prepares an ambush site before the element arrives. 2. Surprises march element forces. 3. Inflicts heavy casualties within the designated kill zone. 4. Inflicts heavy damage to vehicles and equipment within the designated kill zone. 5. Delays the march element from reaching a specified destination for a specified period of time. 6. Withdraws on order. 7. Sustains no casualties. 8. Reports actions to superiors.

TASK: Disrupt a Net Control Station (NCS) (5-OPFOR-0019)

CONDITION: The enemy has established a NCS. The opposing forces (OPFOR) element has radio and jamming equipment.

STANDARD: The OPFOR element attempts to disrupt an NCS. 1. Attempts to locate the radio frequency that the unit is operating on. 2. Attempts to enter the radio net. 3. Attempts to issue "bogus" orders to a unit on the net. 4. Jams the radio frequency and forces the unit to go to an alternate frequency.

TASK: Disrupt Defensive Preparations (5-OPFOR-0018)

CONDITION: The opposing forces (OPFOR) element has located the enemy. Priority intelligence requirements (PIR) and other intelligence requirements obtained by OPFOR patrols indicate that the enemy elements are establishing defensive positions. The OPFOR element has automatic and antiarmor weapons and light mortars.

STANDARD: The OPFOR element disrupts and delays the enemy's defensive preparations. 1. Locates and penetrates the enemy's security system. 2. Forces the enemy to delay defensive preparations. 3. Disrupts the enemy's obstacle preparations.

TASK: Disrupt Enemy Movement and Operations Using Tactical Nuclear Weapons (5-OPFOR-0016)

CONDITION: The opposing forces (OPFOR) element has located the enemy. Priority intelligence requirements (PIR) and other intelligence requirements have been obtained by OPFOR patrols. Tactical nuclear weapons are employed against key locations in the rear area.

STANDARD: The OPFOR element disrupts enemy movement and operations. 1. Disrupts or delays the movement of the enemy's equipment and supplies to the forward areas. 2. Destroys enemy equipment and supplies. 3. Inflicts a high rate of nuclear casualties among the enemy forces. 4. Denies the enemy the use of specified areas. 5. Contaminates the enemy's equipment and supplies.

TASK: Disrupt Quartering Party Operations (5-OPFOR-0017)

CONDITION: The enemy is conducting quartering party operations. It has established an assembly area (AA) but has not moved in the main body.

STANDARD: The opposing forces (OPFOR) element attempts to disrupt quartering party operations and infiltrate the enemy's AA. 1. Locates the quartering party and the AA. 2. Surprises the main body. 3. Penetrates the AA with squad-size probes. 4. Inflicts personnel casualties and vehicle damage. 5. Disrupts the unit's preparations (prevents or delays beyond the unit's allotted time).

TASK: Disrupt Enemy Movement and Operations Using Persistent and Nonpersistent Chemical Weapons (5-OPFOR-0015)

CONDITION: The opposing forces (OPFOR) element has located the enemy. Priority intelligence requirements (PIR) and other intelligence requirements have been obtained by OPFOR patrols. The OPFOR units deliver chemical agents, by means of conventional artillery weapons or aircraft, along selected supply routes and key bases in the rear area.

STANDARD: The OPFOR element disrupts enemy movement and operations using persistent and nonpersistent chemical weapons. 1. Delivers chemical agents in low and densely wooded areas. 2. Delays the movement of enemy supplies and equipment to the forward areas. 3. Restricts the movement of the enemy units in the rear area. 4. Channels the movement of enemy units into predesignated ambush areas. 5. Contaminates enemy supplies and equipment. 6. Inflicts a high rate of casualties on enemy forces.

TASK: Disrupt Movement (5-OPFOR-0014)

CONDITION: The enemy is expected to move through the opposing forces (OPFOR) element's area of operations. The OPFOR element has received an operation order (OPORD) or fragmentary order (FRAGO) to disrupt enemy movement. The enemy has the capability to defend with direct fire and antiarmor weapons.

STANDARD: The OPFOR element delays enemy movement. 1. Delays the element. 2. Forces the element to deviate from its route. 3. Prevents the element from reaching its destination. 4. Surprises the element's main body.

TASK: Counter Passage of Lines (5-OPFOR-0012)

CONDITION: Enemy forces are in defensive positions, but they are expected to attempt passage-of-lines operations. The opposing forces (OPFOR) received orders to disrupt enemy passage-of-lines operations.

STANDARD: The OPFOR element delays or prevents enemy passage of lines. 1. Delays the passage. 2. Prevents the company from moving all personnel through the stationary unit. 3. Engages the main body of either the moving or the stationary unit.

TASK: Disrupt Assembly Area (AA) Activities (5-OPFOR-0013)

CONDITION: Intelligence reports indicate that platoon- and company-size enemy units are operating in the opposing forces (OPFOR) area of operations. Enemy units can defend from AAs with direct fire, antiarmor weapons, and indirect fire. The enemy has close air support (CAS) and nuclear, biological, and chemical (NBC) capabilities.

STANDARD: The OPFOR element locates and disrupts the enemy's AA activities. 1. Locates the element's AA. 2. Probes the AA with squad- or team-size elements. 3. Inflicts more than 5 percent casualties on the element. 4. Disrupts the element's preparations (prevents or delays beyond the element's allotted time).

TASK: Attack (5-OPFOR-0001)

CONDITION: The opposing forces (OPFOR) element has located the enemy. The priority intelligence requirements (PIR) and other intelligence requirements have been obtained by OPFOR patrols. The OPFOR element has automatic and antiarmor weapons and light mortars.

STANDARD: The OPFOR element attempts to seize the terrain, vehicles, or equipment. 1. Develops an attack plan. 2. Surprises the enemy unit's main body. 3. Initiates the attack using a scheme of maneuver that exploits the enemy's flanks, gaps, and weaknesses. 4. Uses covered and concealed routes to approach the enemy forces' flanks, gaps, or weakly held areas. 5. Employs indirect fire to support the attack. 6. Penetrates enemy defenses. 7. Destroys equipment and supplies. 8. Inflicts heavy casualties. 9. Isolates the combat service support (CSS) base by blocking reinforcements. 10. Forces enemy units to displace. 11. Avoids being fixed in one position. 12. Withdraws before the CSS base is reinforced with tactical combat forces.

TASK: Conduct Sniper Operations (5-OPFOR-0006)

CONDITION: The opposing forces (OPFOR) element has assigned snipers (regular or irregular elements) in the enemy's rear area along the main supply route (MSR) and near support sites.

STANDARD: The OPFOR element kills or wounds targets. 1. Sets up a well-concealed location. 2. Engages vehicle drivers or personnel on foot with short bursts of semiautomatic fire. 3. Kills or wounds selected targets. 4. Prevents the position from being discovered by enemy forces. 5. Evacuates the area without being spotted. 6. Reports all specified priority intelligence requirements (PIR) and other intelligence requirements to the OPFOR headquarters (HQ).

TASK: Conduct Air Attacks (5-OPFOR-0002)

CONDITION: The opposing forces (OPFOR) element in the rear area has forwarded the positions of the enemy support sites or the locations of moving elements. The OPFOR aircraft have been dispatched to attack enemy installations or convoys.

STANDARD: The OPFOR element attempts to delay, disrupt, or damage the enemy targets by air. 1. Locates the target (support sites or convoys). 2. Makes attack runs on the designated targets. 3. Inflicts heavy damage to the selected target. 4. Sustains no loss of aircraft. 5. Delays moving the force for more than one hour.

- ELEMENTS:** Company Headquarters
 Two Float Bridge Platoon Headquarters
 Four Bridge Sections
 Two Bridge Support Sections
 Support Platoon Headquarters
 Maintenance and Equipment Section
 Two Site Support Sections

TASK: Conduct a Tactical Road March (07-3-1123.05-T01A)
 (FM 7-10) (FM 7-8)

ITERATION: 1 2 3 4 5 M (Circle)

COMMANDER/LEADER ASSESSMENT: T P U (Circle)

CONDITIONS: The element is ordered to conduct a tactical road march. Digital units have performed functionality checks, and systems are operational. The enemy (no larger than a squad or platoon size) can assault mounted or dismounted and employ indirect fires or air support. Some iterations of this task should be performed in MOPP4.

TASK STANDARDS: The element crosses the start point (SP), follows the prescribed route without deviation (unless required otherwise by enemy action or at the direction of higher headquarters [HQ]), and crosses the release point (RP), all as specified in the order. Digital units send and receive reports using frequency-modulated (FM) or digital means. The time required to perform this task is increased when conducting it in mission-oriented protection posture (MOPP) 4.

TASK STEPS AND PERFORMANCE MEASURES	GO	NO-GO
<p>* 1. The element leader issues a warning order (WO) to subordinate leaders.</p> <ul style="list-style-type: none"> a. Included enough information for subordinate elements to prepare for the mission. b. Gave the WO immediately after being alerted for the mission. c. Included movement instructions if the movement was to be initiated before the operation order (OPORD) was issued. d. Addressed items not covered in the unit's standing operating procedure (SOP). e. Specified the time and location to issue the OPORD. <p>* 2. The element leader completes the plan and issues the march order.</p> <ul style="list-style-type: none"> a. Provided a statement of the enemy situation, weather, and visibility conditions. b. Identified the route, the SP, the RP, critical points, and other control points. c. Provided the order of movement, the order of march, the march rate, and the distance to maintain between units. d. Established security tasks for subordinate elements, to include all-around security and air guard coverage for the entire element. e. Addressed contingencies for actions on enemy contact. <p>NOTE: Plans must include the reaction to an enemy ambush; indirect fire; air attack; nuclear, biological, and chemical (NBC) attack; and sniper fires.</p> <ul style="list-style-type: none"> f. Provided the soldiers with load guides. g. Ensured that subordinate leaders briefed their plans. <p>3. The element conducts the necessary resupply of water, rations, ammunition, batteries, and special-issue items.</p> <ul style="list-style-type: none"> a. Inspected personnel and vehicles for the proper load and equipment and their readiness to move. 		

TASK STEPS AND PERFORMANCE MEASURES	GO	NO-GO
<p>b. Completed a communications check using digital and FM radios to report the element's readiness to move.</p> <p>4. The element conducts the road movement.</p> <p>a. Crossed the SP at the designated time.</p> <p>b. Maintained personnel and vehicle intervals and the march rate specified in the order or the unit's SOP.</p> <p>c. Followed the prescribed route.</p> <p>5. The element maintains local security throughout the movement.</p> <p>a. Maintained all-around observation at all times, to include air guards.</p> <p>b. Oriented as directed, to establish local security.</p> <p>6. The unit reports and reacts to enemy contact using the Digital Reconnaissance System (DRS).</p> <p>a. Reported and reacted according to directions in the OPORD.</p> <p>b. Reported and reacted according to the unit's SOP.</p> <p>7. The unit halts.</p> <p>a. Conducted the halt at regular intervals according to the unit's SOP (as the tactical situation permitted) to rest the troops, adjust and redistribute the equipment, and perform foot hygiene.</p> <p>b. Positioned the element to provide all-around security.</p> <p>c. Reported all halts to the next higher HQ using the digital reporting procedures on the mobile subscriber radiotelephone terminal (MSRT).</p> <p>d. Positioned vehicles in a herringbone formation.</p> <p>e. Dismounted personnel to provide local security.</p> <p>f. Checked the condition of the personnel and equipment.</p> <p>g. Coordinated with the adjacent unit.</p> <p>h. Reported status to higher HQ using the digital reporting procedures on the MSRT.</p> <p>* 8. The leader controls the unit.</p> <p>a. Used visual, messenger, digital, or radio signals for control throughout the movement.</p> <p>b. Reported control measures as directed by the SOP or the order using the DRS.</p> <p>c. Used control measures from the order, modified as needed.</p> <p>9. The element arrives at the RP at the time specified in the order.</p> <p>a. Met the quartering-party guide, if one was designated.</p> <p>b. Passed through the RP without halting.</p> <p>c. Reported the crossing to higher HQ using the digital reporting procedures on the MSRT.</p>		

TASK PERFORMANCE / EVALUATION SUMMARY BLOCK							
ITERATION	1	2	3	4	5	M	TOTAL
TOTAL TASK STEPS EVALUATED							
TOTAL TASK STEPS "GO"							
TRAINING STATUS "GO"/"NO-GO"							

"*" indicates a leader task step.

SUPPORTING INDIVIDUAL TASKS

Task Number	Task Title
052-191-1501	Perform Individual Camouflage
071-329-1000	Identify Topographic Symbols on a Military Map
071-329-1001	Identify Terrain Features on a Map
071-329-1002	Determine the Grid Coordinates of a Point on a Military Map
071-329-1003	Determine a Magnetic Azimuth Using a Lensatic Compass
071-329-1005	Determine a Location on the Ground by Terrain Association
071-329-1008	Measure Distance on a Map
071-329-1012	Orient a Map to the Ground by Map Terrain Association
071-329-1018	Determine Direction Without a Compass
071-331-0804	Perform Surveillance Without the Aid of Electronic Devices
071-331-0815	Practice Noise, Light, and Litter Discipline
113-571-1022	Perform Voice Communications
121-030-3534	Report Casualties
301-348-1050	Report Information of Potential Intelligence Value
551-721-1359	Drive Vehicle in a Convoy
551-721-1363	Drive Vehicle With or Without Trailer/Semitrailer in Blackout Conditions
551-721-1408	Implement Defensive Procedures When Under Enemy Attack or Ambush in a Truck Convoy

SUPPORTING COLLECTIVE TASKS: NONE

OPFOR TASKS AND STANDARDS

TASK: Surrender to the Capturing Unit on the Battlefield (5-OPFOR-0024)

CONDITION: The enemy has captured the opposing forces (OPFOR) element's soldiers, documents, and equipment sensitive to the OPFOR tactical operations.

STANDARD: The OPFOR soldiers retain or destroy documents and equipment. The OPFOR element surrenders documents and equipment of no tactical use to the enemy and attempts to conceal or destroy items of tactical value. The OPFOR element attempts escape and evasion. 1. Prevents the successful capture of documents and equipment. 2. Destroys documents and equipment. 3. Removes identifying markings from equipment. 4. Removes unit-identifying insignia. 5. Provides misleading information. 6. Plans an escape. 7. Delays movement to the nearest collection point. 8. Prevents safeguarding of enemy prisoners of war (EPWs) in order to cause embarrassment to the United States (US).

TASK: Disrupt Movement (5-OPFOR-0014)

CONDITION: The enemy is expected to move through the opposing forces (OPFOR) element's area of operations. The OPFOR element has received an operation order (OPORD) or fragmentary order (FRAGO) to disrupt enemy movement. The enemy has the capability to defend with direct fire and antiarmor weapons.

STANDARD: The OPFOR element delays enemy movement. 1. Delays the element. 2. Forces the element to deviate from its route. 3. Prevents the element from reaching its destination. 4. Surprises the element's main body.

TASK: Disrupt a Route Reconnaissance (5-OPFOR-0021)

CONDITION: The enemy is conducting a route reconnaissance. The opposing forces (OPFOR) element is positioned along the enemy's route.

STANDARD: The OPFOR element attempts to disrupt a squad/section conducting a route reconnaissance. 1. Prevents the unit from meeting its specified time schedule. 2. Forces the unit to deviate from its specified route. 3. Prevents the unit from reaching its assigned destination. 4. Surprises the squad/section. 5. Inflicts casualties on the unit.

TASK: Conduct a Raid (5-OPFOR-0004)

CONDITION: The opposing forces (OPFOR) element has occupied an objective rally point and has orders to conduct a raid on a combat service support (CSS) base.

STANDARD: The OPFOR element infiltrates the enemy's base and destroys all of the targets. 1. Surprises the enemy forces. 2. Assaults the support base and accomplishes the assigned tasks. 3. Destroys the specified equipment and supplies. 4. Avoids being decisively engaged. 5. Withdraws all personnel from the objective areas within the time prescribed. 6. Obtains all priority intelligence requirements (PIR) from the raid site. 7. Sustains only light casualties from enemy fire.

TASK: Conduct an Aerial Reconnaissance (5-OPFOR-0010)

CONDITION: The opposing forces (OPFOR) headquarters (HQ) element requires intelligence on the locations and identification of enemy elements. An aircraft is dispatched to take photographs and make a visual inspection of the enemy rear area.

STANDARD: The OPFOR element gathers photograph intelligence of the enemy. 1. Photographs the assigned sectors. 2. Makes quick visual checks where the ceiling is low. 3. Locates enemy positions in the area, particularly support and storage bases, and command and control (C2) facilities. 4. Sustains no loss of aircraft. 5. Reports priority intelligence requirements (PIR) and other information requirements to the OPFOR HQ.

TASK: Defeat Obstacles (5-OPFOR-0009)

CONDITION: The opposing forces (OPFOR) element encounters an obstacle that blocks the avenue of approach as it advances upon the enemy forces.

STANDARD: The OPFOR element bypasses or breaches the enemy obstacle. 1. Detects the obstacle before halting its main body. 2. Defeats the obstacle. a. Bypasses the obstacle without entering the engagement areas. b. Breaches the obstacle within 45 minutes and passes its entire force through the obstacle. 3. Does not incur degradation to the point that the mission must be discontinued.

TASK: Conduct an Attack (5-OPFOR-0008)

CONDITION: The enemy is conducting tactical operations. The opposing forces (OPFOR) element receives orders to attack the enemy, the area of occupation, or the main supply route (MSR) with smoke.

STANDARD: The OPFOR element disrupts the enemy's movement and smoke operations. 1. Determines the delivery method of the smoke attack. 2. Locates the target. 3. Delivers the smoke attack downwind. 4. Attacks the enemy with smoke, and surge attacks when the enemy responds to the smoke.

TASK: Disrupt Construction of Vehicle Fighting Positions (5-OPFOR-0020)

CONDITION: The opposing forces (OPFOR) element has located the enemy. The priority intelligence requirements (PIR) and other intelligence obtained by OPFOR patrols indicate the enemy is constructing vehicle fighting positions within its defensive area. The OPFOR element has automatic and antiarmor weapons and light mortars.

STANDARD: The OPFOR element attempts to disrupt the enemy's efforts to establish vehicle fighting positions. 1. Locates the defensive area. 2. Surprises the main body. 3. Penetrates the defensive area with squad-size probes. 4. Inflicts casualties on the unit. 5. Destroys vehicles. 6. Disrupts the unit's preparations (prevents or delays beyond the unit's allotted time).

TASK: Disrupt an Engineer Reconnaissance (5-OPFOR-0022)

CONDITION: The enemy is conducting an engineer reconnaissance. The opposing forces (OPFOR) element is positioned along the enemy's route.

STANDARD: The OPFOR element disrupts an engineer reconnaissance. 1. Prevents the unit from meeting its specified time schedule. 2. Forces the unit to deviate from its specified route. 3. Prevents the unit from accomplishing its assigned engineer reconnaissance. 4. Surprises the unit conducting the reconnaissance.

TASK: Conduct Terrorist and Saboteur Attacks (5-OPFOR-0005)

CONDITION: The opposing forces (OPFOR) element dispatches small teams into the enemy's rear area to disrupt combat service support (CSS) operations.

STANDARD: The enemy sustains disrupted command and control (C2), destroyed equipment and supplies, and light casualties. 1. Locates rear support bases and C2 facilities. 2. Delays and disrupts CSS operations through probes. 3. Infiltrates CSS bases to conduct sabotage and terrorist activities. 4. Inflicts light casualties. 5. Destroys supplies and equipment.

TASK: Defend a Minefield (5-OPFOR-0023)

CONDITION: The enemy is conducting a minefield sweeping operation. The opposing forces (OPFOR) element has a minefield placed in the enemy's path. The minefield is under constant observation and fire.

STANDARD: The OPFOR element defends a minefield against an enemy element conducting a minefield sweeping operation. 1. Prevents the unit from detecting the obstacle. 2. Disrupts the minefield sweeping operation. 3. Prevents the unit from conducting the minefield sweeping operation, prevents the unit from moving all personnel through the breach or delays the completion of the minefield sweeping operation for more than 45 minutes.

TASK: Maintain Contact (5-OPFOR-0003)

CONDITION: The opposing forces (OPFOR) element is engaged with enemy base defense forces. The enemy forces are withdrawing under pressure.

STANDARD: The OPFOR element maintains enemy contact while the enemy withdraws. 1. Engages the enemy forces decisively. 2. Advances the OPFOR as the enemy forces withdraw. 3. Inflicts heavy casualties. 4. Captures the members of the enemy force. 5. Captures documents and equipment. 6. Safeguards captured documents, equipment, and personnel.

TASK: Conduct an Ambush (5-OPFOR-0007)

CONDITION: The enemy is moving in a convoy. The opposing forces (OPFOR) element is positioned along the enemy's route.

STANDARD: The OPFOR element inflicts casualties on the enemy and causes vehicle and equipment damage. 1. Prepares an ambush site before the element arrives. 2. Surprises march element forces. 3. Inflicts heavy casualties within the designated kill zone. 4. Inflicts heavy damage to vehicles and equipment within the designated kill zone. 5. Delays the march element from reaching a specified destination for a specified period of time. 6. Withdraws on order. 7. Sustains no casualties. 8. Reports actions to superiors.

TASK: Disrupt a Net Control Station (NCS) (5-OPFOR-0019)

CONDITION: The enemy has established a NCS. The opposing forces (OPFOR) element has radio and jamming equipment.

STANDARD: The OPFOR element attempts to disrupt an NCS. 1. Attempts to locate the radio frequency that the unit is operating on. 2. Attempts to enter the radio net. 3. Attempts to issue "bogus" orders to a unit on the net. 4. Jams the radio frequency and forces the unit to go to an alternate frequency.

TASK: Disrupt Defensive Preparations (5-OPFOR-0018)

CONDITION: The opposing forces (OPFOR) element has located the enemy. Priority intelligence requirements (PIR) and other intelligence requirements obtained by OPFOR patrols indicate that the enemy elements are establishing defensive positions. The OPFOR element has automatic and antiarmor weapons and light mortars.

STANDARD: The OPFOR element disrupts and delays the enemy's defensive preparations. 1. Locates and penetrates the enemy's security system. 2. Forces the enemy to delay defensive preparations. 3. Disrupts the enemy's obstacle preparations.

TASK: Disrupt Enemy Movement and Operations Using Tactical Nuclear Weapons (5-OPFOR-0016)

CONDITION: The opposing forces (OPFOR) element has located the enemy. Priority intelligence requirements (PIR) and other intelligence requirements have been obtained by OPFOR patrols. Tactical nuclear weapons are employed against key locations in the rear area.

STANDARD: The OPFOR element disrupts enemy movement and operations. 1. Disrupts or delays the movement of the enemy's equipment and supplies to the forward areas. 2. Destroys enemy equipment and supplies. 3. Inflicts a high rate of nuclear casualties among the enemy forces. 4. Denies the enemy the use of specified areas. 5. Contaminates the enemy's equipment and supplies.

TASK: Disrupt Quartering Party Operations (5-OPFOR-0017)

CONDITION: The enemy is conducting quartering party operations. It has established an assembly area (AA) but has not moved in the main body.

STANDARD: The opposing forces (OPFOR) element attempts to disrupt quartering party operations and infiltrate the enemy's AA. 1. Locates the quartering party and the AA. 2. Surprises the main body. 3. Penetrates the AA with squad-size probes. 4. Inflicts personnel casualties and vehicle damage. 5. Disrupts the unit's preparations (prevents or delays beyond the unit's allotted time).

TASK: Disrupt Enemy Movement and Operations Using Persistent and Nonpersistent Chemical Weapons (5-OPFOR-0015)

CONDITION: The opposing forces (OPFOR) element has located the enemy. Priority intelligence requirements (PIR) and other intelligence requirements have been obtained by OPFOR patrols. The OPFOR units deliver chemical agents, by means of conventional artillery weapons or aircraft, along selected supply routes and key bases in the rear area.

STANDARD: The OPFOR element disrupts enemy movement and operations using persistent and nonpersistent chemical weapons. 1. Delivers chemical agents in low and densely wooded areas. 2. Delays the movement of enemy supplies and equipment to the forward areas. 3. Restricts the movement of the enemy units in the rear area. 4. Channels the movement of enemy units into predesignated ambush areas. 5. Contaminates enemy supplies and equipment. 6. Inflicts a high rate of casualties on enemy forces.

TASK: Disrupt Assembly Area (AA) Activities (5-OPFOR-0013)

CONDITION: Intelligence reports indicate that platoon- and company-size enemy units are operating in the opposing forces (OPFOR) area of operations. Enemy units can defend from AAs with direct fire, antiarmor weapons, and indirect fire. The enemy has close air support (CAS) and nuclear, biological, and chemical (NBC) capabilities.

STANDARD: The OPFOR element locates and disrupts the enemy's AA activities. 1. Locates the element's AA. 2. Probes the AA with squad- or team-size elements. 3. Inflicts more than 5 percent casualties on the element. 4. Disrupts the element's preparations (prevents or delays beyond the element's allotted time).

TASK: Counter Passage of Lines (5-OPFOR-0012)

CONDITION: Enemy forces are in defensive positions, but they are expected to attempt passage-of-lines operations. The opposing forces (OPFOR) received orders to disrupt enemy passage-of-lines operations.

STANDARD: The OPFOR element delays or prevents enemy passage of lines. 1. Delays the passage. 2. Prevents the company from moving all personnel through the stationary unit. 3. Engages the main body of either the moving or the stationary unit.

TASK: Attack (5-OPFOR-0001)

CONDITION: The opposing forces (OPFOR) element has located the enemy. The priority intelligence requirements (PIR) and other intelligence requirements have been obtained by OPFOR patrols. The OPFOR element has automatic and antiarmor weapons and light mortars.

STANDARD: The OPFOR element attempts to seize the terrain, vehicles, or equipment. 1. Develops an attack plan. 2. Surprises the enemy unit's main body. 3. Initiates the attack using a scheme of maneuver that exploits the enemy's flanks, gaps, and weaknesses. 4. Uses covered and concealed routes to approach the enemy forces' flanks, gaps, or weakly held areas. 5. Employs indirect fire to support the attack. 6. Penetrates enemy defenses. 7. Destroys equipment and supplies. 8. Inflicts heavy casualties. 9. Isolates the combat service support (CSS) base by blocking reinforcements. 10. Forces enemy units to displace. 11. Avoids being fixed in one position. 12. Withdraws before the CSS base is reinforced with tactical combat forces.

TASK: Conduct Sniper Operations (5-OPFOR-0006)

CONDITION: The opposing forces (OPFOR) element has assigned snipers (regular or irregular elements) in the enemy's rear area along the main supply route (MSR) and near support sites.

STANDARD: The OPFOR element kills or wounds targets. 1. Sets up a well-concealed location. 2. Engages vehicle drivers or personnel on foot with short bursts of semiautomatic fire. 3. Kills or wounds selected targets. 4. Prevents the position from being discovered by enemy forces. 5. Evacuates the area without being spotted. 6. Reports all specified priority intelligence requirements (PIR) and other intelligence requirements to the OPFOR headquarters (HQ).

TASK: Conduct Air Attacks (5-OPFOR-0002)

CONDITION: The opposing forces (OPFOR) element in the rear area has forwarded the positions of the enemy support sites or the locations of moving elements. The OPFOR aircraft have been dispatched to attack enemy installations or convoys.

STANDARD: The OPFOR element attempts to delay, disrupt, or damage the enemy targets by air. 1. Locates the target (support sites or convoys). 2. Makes attack runs on the designated targets. 3. Inflicts heavy damage to the selected target. 4. Sustains no loss of aircraft. 5. Delays moving the force for more than one hour.

- ELEMENTS:** Company
 Company Headquarters
 Two Float Bridge Platoon Headquarters
 Four Bridge Sections
 Two Bridge Support Sections
 Support Platoon Headquarters
 Maintenance and Equipment Section
 Two Site Support Sections
 Augment

TASK: Conduct a Radiological, Chemical, or Biological Reconnaissance or Survey (03-2-3008.05-T01A)
 (FM 3-19)

ITERATION: 1M 2M 3M 4M 5M (Circle)
COMMANDER/LEADER ASSESSMENT: T P U (Circle)

CONDITIONS: The element is conducting operations in an area where nuclear, biological, and chemical (NBC) weapons have been initiated. The commander needs to determine the presence of (or information on) radiological, chemical, or biological hazards in the area of operational concern. This task is always performed in MOPP4.

TASK STANDARDS: The commander and operations section plan a reconnaissance or survey mission for the company's organic reconnaissance element. The plan is issued with two-thirds planning time remaining for the element. The plan must be detailed and feasible for the element to perform. If the situation and location permit, the commander supervises the preparation and execution. The time required to perform this task is increased when conducting it in mission-oriented protection posture (MOPP) 4.

TASK STEPS AND PERFORMANCE MEASURES	GO	NO-GO
<ul style="list-style-type: none"> * 1. The element leader receives and analyses the mission and identifies all unit tasks. * 2. The element leader issues a warning order as soon as possible to subordinate leaders. * 3. The element leader and the operations section make a tentative plan based on mission, enemy, terrain, troops, time available, and civilian considerations (METT-TC) factors. <ul style="list-style-type: none"> a. Planned reconnaissance or survey techniques, locations, turn-back dose rates (radiological missions), decontamination after the reconnaissance or survey, fire support, reporting procedures, logistical support, and leader and signal information. b. Coordinated for intelligence information, air or indirect fire support, and medical support and coordinated its plan with units in the area of operations if necessary. c. Drew, stocked, or coordinated petroleum, oils, and lubricants (POL); ammunition; MOPP gear; Classes II and VII support; and maintenance/recovery/Class IX support for the platoon. * 4. The element leader orders units to start movement, if necessary. * 5. The element leader reconnoiters the operations area and makes a map reconnaissance as a minimum. 		

TASK STEPS AND PERFORMANCE MEASURES	GO	NO-GO
<p>* 6. The element leader completes the plan and issues the operation order (OPORD) with two-thirds of the total planning time remaining for the platoon.</p> <p>* 7. The element leader supervises preparations of the reconnaissance or survey if the location of operations permits. Communications, supply, and maintenance sections assist the platoons with priority maintenance and resupply support.</p> <p>8. The element conducts a tactical road march or executes traveling movement to the reconnaissance or survey site. The reconnaissance or survey element--</p> <ol style="list-style-type: none"> a. Executed a mounted movement technique (traveling, traveling overwatch, or bounding overwatch) or reconnoitered dismounted, as the situation and or mission required. b. Detected and marked the contaminated area, ensuring that the marking signs were facing toward friendly areas. Detected uncontaminated areas and routes. Selected decontamination sites with a water source, cover and concealment, and the physical capacity to hold a site if required to perform reconnaissance for decontamination sites as a mission. c. Determined the limits of the contaminated area. Detected the types of chemical agents or specific levels and types of radiological contamination as required by the mission. <p>9. The headquarters (HQ), if prescribed by the mission, assists the reconnaissance or survey units' recovery operations.</p> <p>*10. The element leader or operations officer, if prescribed by the mission, debriefs returning reconnaissance or survey units and forwards acquired information to higher HQ in NBC 4 or NBC 5 format, if required.</p> <p>*11. The radiological element leaders record, collate, and submit individual and unit radiation exposure status (RES) readings to higher HQ.</p>		

TASK PERFORMANCE / EVALUATION SUMMARY BLOCK							
ITERATION	1M	2M	3M	4M	5M		TOTAL
TOTAL TASK STEPS EVALUATED							
TOTAL TASK STEPS "GO"							
TRAINING STATUS "GO"/"NO-GO"							

"*" indicates a leader task step.

SUPPORTING INDIVIDUAL TASKS: NONE

SUPPORTING COLLECTIVE TASKS

Task Number	Task Title
05-3-0118	Conduct Minesweeping Operations
05-3-0904.05-R01A	Establish Jobsite Security
05-3-0913	Secure and defend unit position (Platoon)
05-3-1220	Conduct Fire and Maneuver Operations
05-3-1232	Secure at a Halt

SUPPORTING COLLECTIVE TASKS

Task Number	Task Title
05-3-1233	Cross a Danger Area (Dismounted)
05-3-1239	Plan and Control Indirect Fire
07-2-1125.05-T01A	Conduct Passage of Lines (Passing/Stationary)
07-2-1301.05-T01A	Conduct a Convoy
07-3-C211.05-T01A	Move Tactically

OPFOR TASKS AND STANDARDS

TASK: Disrupt Assembly Area (AA) Activities (5-OPFOR-0013)

CONDITION: Intelligence reports indicate that platoon- and company-size enemy units are operating in the opposing forces (OPFOR) area of operations. Enemy units can defend from AAs with direct fire, antiarmor weapons, and indirect fire. The enemy has close air support (CAS) and nuclear, biological, and chemical (NBC) capabilities.

STANDARD: The OPFOR element locates and disrupts the enemy's AA activities. 1. Locates the element's AA. 2. Probes the AA with squad- or team-size elements. 3. Inflicts more than 5 percent casualties on the element. 4. Disrupts the element's preparations (prevents or delays beyond the element's allotted time).

TASK: Disrupt Defensive Preparations (5-OPFOR-0018)

CONDITION: The opposing forces (OPFOR) element has located the enemy. Priority intelligence requirements (PIR) and other intelligence requirements obtained by OPFOR patrols indicate that the enemy elements are establishing defensive positions. The OPFOR element has automatic and antiarmor weapons and light mortars.

STANDARD: The OPFOR element disrupts and delays the enemy's defensive preparations. 1. Locates and penetrates the enemy's security system. 2. Forces the enemy to delay defensive preparations. 3. Disrupts the enemy's obstacle preparations.

TASK: Disrupt Movement (5-OPFOR-0014)

CONDITION: The enemy is expected to move through the opposing forces (OPFOR) element's area of operations. The OPFOR element has received an operation order (OPORD) or fragmentary order (FRAGO) to disrupt enemy movement. The enemy has the capability to defend with direct fire and antiarmor weapons.

STANDARD: The OPFOR element delays enemy movement. 1. Delays the element. 2. Forces the element to deviate from its route. 3. Prevents the element from reaching its destination. 4. Surprises the element's main body.

TASK: Conduct Terrorist and Saboteur Attacks (5-OPFOR-0005)

CONDITION: The opposing forces (OPFOR) element dispatches small teams into the enemy's rear area to disrupt combat service support (CSS) operations.

STANDARD: The enemy sustains disrupted command and control (C2), destroyed equipment and supplies, and light casualties. 1. Locates rear support bases and C2 facilities. 2. Delays and disrupts CSS operations through probes. 3. Infiltrates CSS bases to conduct sabotage and terrorist activities. 4. Inflicts light casualties. 5. Destroys supplies and equipment.

TASK: Defeat Obstacles (5-OPFOR-0009)

CONDITION: The opposing forces (OPFOR) element encounters an obstacle that blocks the avenue of approach as it advances upon the enemy forces.

STANDARD: The OPFOR element bypasses or breaches the enemy obstacle. 1. Detects the obstacle before halting its main body. 2. Defeats the obstacle. a. Bypasses the obstacle without entering the engagement areas. b. Breaches the obstacle within 45 minutes and passes its entire force through the obstacle. 3. Does not incur degradation to the point that the mission must be discontinued.

TASK: Disrupt a Route Reconnaissance (5-OPFOR-0021)

CONDITION: The enemy is conducting a route reconnaissance. The opposing forces (OPFOR) element is positioned along the enemy's route.

STANDARD: The OPFOR element attempts to disrupt a squad/section conducting a route reconnaissance. 1. Prevents the unit from meeting its specified time schedule. 2. Forces the unit to deviate from its specified route. 3. Prevents the unit from reaching its assigned destination. 4. Surprises the squad/section. 5. Inflicts casualties on the unit.

TASK: Disrupt a Net Control Station (NCS) (5-OPFOR-0019)

CONDITION: The enemy has established a NCS. The opposing forces (OPFOR) element has radio and jamming equipment.

STANDARD: The OPFOR element attempts to disrupt an NCS. 1. Attempts to locate the radio frequency that the unit is operating on. 2. Attempts to enter the radio net. 3. Attempts to issue "bogus" orders to a unit on the net. 4. Jams the radio frequency and forces the unit to go to an alternate frequency.

TASK: Disrupt Construction of Vehicle Fighting Positions (5-OPFOR-0020)

CONDITION: The opposing forces (OPFOR) element has located the enemy. The priority intelligence requirements (PIR) and other intelligence obtained by OPFOR patrols indicate the enemy is constructing vehicle fighting positions within its defensive area. The OPFOR element has automatic and antiarmor weapons and light mortars.

STANDARD: The OPFOR element attempts to disrupt the enemy's efforts to establish vehicle fighting positions. 1. Locates the defensive area. 2. Surprises the main body. 3. Penetrates the defensive area with squad-size probes. 4. Inflicts casualties on the unit. 5. Destroys vehicles. 6. Disrupts the unit's preparations (prevents or delays beyond the unit's allotted time).

TASK: Conduct an Aerial Reconnaissance (5-OPFOR-0010)

CONDITION: The opposing forces (OPFOR) headquarters (HQ) element requires intelligence on the locations and identification of enemy elements. An aircraft is dispatched to take photographs and make a visual inspection of the enemy rear area.

STANDARD: The OPFOR element gathers photograph intelligence of the enemy. 1. Photographs the assigned sectors. 2. Makes quick visual checks where the ceiling is low. 3. Locates enemy positions in the area, particularly support and storage bases, and command and control (C2) facilities. 4. Sustains no loss of aircraft. 5. Reports priority intelligence requirements (PIR) and other information requirements to the OPFOR HQ.

TASK: Disrupt an Engineer Reconnaissance (5-OPFOR-0022)

CONDITION: The enemy is conducting an engineer reconnaissance. The opposing forces (OPFOR) element is positioned along the enemy's route.

STANDARD: The OPFOR element disrupts an engineer reconnaissance. 1. Prevents the unit from meeting its specified time schedule. 2. Forces the unit to deviate from its specified route. 3. Prevents the unit from accomplishing its assigned engineer reconnaissance. 4. Surprises the unit conducting the reconnaissance.

TASK: Conduct an Attack (5-OPFOR-0008)

CONDITION: The enemy is conducting tactical operations. The opposing forces (OPFOR) element receives orders to attack the enemy, the area of occupation, or the main supply route (MSR) with smoke.

STANDARD: The OPFOR element disrupts the enemy's movement and smoke operations. 1. Determines the delivery method of the smoke attack. 2. Locates the target. 3. Delivers the smoke attack downwind. 4. Attacks the enemy with smoke, and surge attacks when the enemy responds to the smoke.

TASK: Disrupt Quartering Party Operations (5-OPFOR-0017)

CONDITION: The enemy is conducting quartering party operations. It has established an assembly area (AA) but has not moved in the main body.

STANDARD: The opposing forces (OPFOR) element attempts to disrupt quartering party operations and infiltrate the enemy's AA. 1. Locates the quartering party and the AA. 2. Surprises the main body. 3. Penetrates the AA with squad-size probes. 4. Inflicts personnel casualties and vehicle damage. 5. Disrupts the unit's preparations (prevents or delays beyond the unit's allotted time).

TASK: Disrupt Enemy Movement and Operations Using Tactical Nuclear Weapons (5-OPFOR-0016)

CONDITION: The opposing forces (OPFOR) element has located the enemy. Priority intelligence requirements (PIR) and other intelligence requirements have been obtained by OPFOR patrols. Tactical nuclear weapons are employed against key locations in the rear area.

STANDARD: The OPFOR element disrupts enemy movement and operations. 1. Disrupts or delays the movement of the enemy's equipment and supplies to the forward areas. 2. Destroys enemy equipment and supplies. 3. Inflicts a high rate of nuclear casualties among the enemy forces. 4. Denies the enemy the use of specified areas. 5. Contaminates the enemy's equipment and supplies.

TASK: Disrupt Enemy Movement and Operations Using Persistent and Nonpersistent Chemical Weapons (5-OPFOR-0015)

CONDITION: The opposing forces (OPFOR) element has located the enemy. Priority intelligence requirements (PIR) and other intelligence requirements have been obtained by OPFOR patrols. The OPFOR units deliver chemical agents, by means of conventional artillery weapons or aircraft, along selected supply routes and key bases in the rear area.

STANDARD: The OPFOR element disrupts enemy movement and operations using persistent and nonpersistent chemical weapons. 1. Delivers chemical agents in low and densely wooded areas. 2. Delays the movement of enemy supplies and equipment to the forward areas. 3. Restricts the movement of the enemy units in the rear area. 4. Channels the movement of enemy units into predesignated ambush areas. 5. Contaminates enemy supplies and equipment. 6. Inflicts a high rate of casualties on enemy forces.

TASK: Counter Passage of Lines (5-OPFOR-0012)

CONDITION: Enemy forces are in defensive positions, but they are expected to attempt passage-of-lines operations. The opposing forces (OPFOR) received orders to disrupt enemy passage-of-lines operations.

STANDARD: The OPFOR element delays or prevents enemy passage of lines. 1. Delays the passage. 2. Prevents the company from moving all personnel through the stationary unit. 3. Engages the main body of either the moving or the stationary unit.

TASK: Conduct Air Attacks (5-OPFOR-0002)

CONDITION: The opposing forces (OPFOR) element in the rear area has forwarded the positions of the enemy support sites or the locations of moving elements. The OPFOR aircraft have been dispatched to attack enemy installations or convoys.

STANDARD: The OPFOR element attempts to delay, disrupt, or damage the enemy targets by air. 1. Locates the target (support sites or convoys). 2. Makes attack runs on the designated targets. 3. Inflicts heavy damage to the selected target. 4. Sustains no loss of aircraft. 5. Delays moving the force for more than one hour.

TASK: Surrender to the Capturing Unit on the Battlefield (5-OPFOR-0024)

CONDITION: The enemy has captured the opposing forces (OPFOR) element's soldiers, documents, and equipment sensitive to the OPFOR tactical operations.

STANDARD: The OPFOR soldiers retain or destroy documents and equipment. The OPFOR element surrenders documents and equipment of no tactical use to the enemy and attempts to conceal or destroy items of tactical value. The OPFOR element attempts escape and evasion. 1. Prevents the successful capture of documents and equipment. 2. Destroys documents and equipment. 3. Removes identifying markings from equipment. 4. Removes unit-identifying insignia. 5. Provides misleading information. 6. Plans an escape. 7. Delays movement to the nearest collection point. 8. Prevents safeguarding of enemy prisoners of war (EPWs) in order to cause embarrassment to the United States (US).

TASK: Conduct a Raid (5-OPFOR-0004)

CONDITION: The opposing forces (OPFOR) element has occupied an objective rally point and has orders to conduct a raid on a combat service support (CSS) base.

STANDARD: The OPFOR element infiltrates the enemy's base and destroys all of the targets. 1. Surprises the enemy forces. 2. Assaults the support base and accomplishes the assigned tasks. 3. Destroys the specified equipment and supplies. 4. Avoids being decisively engaged. 5. Withdraws all personnel from the objective areas within the time prescribed. 6. Obtains all priority intelligence requirements (PIR) from the raid site. 7. Sustains only light casualties from enemy fire.

TASK: Attack (5-OPFOR-0001)

CONDITION: The opposing forces (OPFOR) element has located the enemy. The priority intelligence requirements (PIR) and other intelligence requirements have been obtained by OPFOR patrols. The OPFOR element has automatic and antiarmor weapons and light mortars.

STANDARD: The OPFOR element attempts to seize the terrain, vehicles, or equipment. 1. Develops an attack plan. 2. Surprises the enemy unit's main body. 3. Initiates the attack using a scheme of maneuver that exploits the enemy's flanks, gaps, and weaknesses. 4. Uses covered and concealed routes to approach the enemy forces' flanks, gaps, or weakly held areas. 5. Employs indirect fire to support the attack. 6. Penetrates enemy defenses. 7. Destroys equipment and supplies. 8. Inflicts heavy casualties. 9. Isolates the combat service support (CSS) base by blocking reinforcements. 10. Forces enemy units to displace. 11. Avoids being fixed in one position. 12. Withdraws before the CSS base is reinforced with tactical combat forces.

TASK: Conduct Sniper Operations (5-OPFOR-0006)

CONDITION: The opposing forces (OPFOR) element has assigned snipers (regular or irregular elements) in the enemy's rear area along the main supply route (MSR) and near support sites.

STANDARD: The OPFOR element kills or wounds targets. 1. Sets up a well-concealed location. 2. Engages vehicle drivers or personnel on foot with short bursts of semiautomatic fire. 3. Kills or wounds selected targets. 4. Prevents the position from being discovered by enemy forces. 5. Evacuates the area without being spotted. 6. Reports all specified priority intelligence requirements (PIR) and other intelligence requirements to the OPFOR headquarters (HQ).

TASK: Defend a Minefield (5-OPFOR-0023)

CONDITION: The enemy is conducting a minefield sweeping operation. The opposing forces (OPFOR) element has a minefield placed in the enemy's path. The minefield is under constant observation and fire.

STANDARD: The OPFOR element defends a minefield against an enemy element conducting a minefield sweeping operation. 1. Prevents the unit from detecting the obstacle. 2. Disrupts the minefield sweeping operation. 3. Prevents the unit from conducting the minefield sweeping operation, prevents the unit from moving all personnel through the breach or delays the completion of the minefield sweeping operation for more than 45 minutes.

TASK: Conduct an Ambush (5-OPFOR-0007)

CONDITION: The enemy is moving in a convoy. The opposing forces (OPFOR) element is positioned along the enemy's route.

STANDARD: The OPFOR element inflicts casualties on the enemy and causes vehicle and equipment damage. 1. Prepares an ambush site before the element arrives. 2. Surprises march element forces. 3. Inflicts heavy casualties within the designated kill zone. 4. Inflicts heavy damage to vehicles and equipment within the designated kill zone. 5. Delays the march element from reaching a specified destination for a specified period of time. 6. Withdraws on order. 7. Sustains no casualties. 8. Reports actions to superiors.

TASK: Maintain Contact (5-OPFOR-0003)

CONDITION: The opposing forces (OPFOR) element is engaged with enemy base defense forces. The enemy forces are withdrawing under pressure.

STANDARD: The OPFOR element maintains enemy contact while the enemy withdraws. 1. Engages the enemy forces decisively. 2. Advances the OPFOR as the enemy forces withdraw. 3. Inflicts heavy casualties. 4. Captures the members of the enemy force. 5. Captures documents and equipment. 6. Safeguards captured documents, equipment, and personnel.

- ELEMENTS:** Company
 Company Headquarters
 Two Float Bridge Platoon Headquarters
 Four Bridge Sections
 Two Bridge Support Sections
 Support Platoon Headquarters
 Maintenance and Equipment Section
 Two Site Support Sections
 Augment

TASK: Prepare for Operations under Nuclear, Biological, and Chemical (NBC) Conditions (03-3-C201.05-T01A)
 (FM 3-100) (FM 3-11) (FM 3-3)
 (FM 3-4)

ITERATION: 1M 2M 3M 4M 5M (Circle)
COMMANDER/LEADER ASSESSMENT: T P U (Circle)

CONDITIONS: Higher headquarters (HQ) informs the unit that opposing forces (OPFOR) are conducting NBC warfare in the area. NBC equipment has been issued. Soldiers carry protective masks with their load-carrying equipment (LCE), having mission-oriented protection posture (MOPP) gear readily available (within the work area). This task is always performed in MOPP4.

TASK STANDARDS: The unit uses collective protection or takes measures to limit the effects of NBC attacks and/or contamination and continues the mission. The time required to perform this task is increased when conducting it in MOPP 4.

TASK STEPS AND PERFORMANCE MEASURES	GO	NO-GO
<p>* 1. The element leader checks accountability and serviceability of NBC defense equipment.</p> <ul style="list-style-type: none"> a. Ensured that NBC detection equipment was issued to trained operators. b. Ensured that NBC detection equipment was employed and operating within 15 minutes. c. Identified equipment shortages. d. Took action to obtain replacement equipment. <p>2. The element assumes MOPP levels as directed by higher HQ or as the NBC situation dictates and is prepared to operate at the time specified in the operation order (OPORD).</p> <ul style="list-style-type: none"> a. Donned masks and hoods within 15 seconds. b. Assumed MOPP 4 within 8 minutes. <p>3. Soldiers take actions to protect themselves against an NBC attack.</p> <ul style="list-style-type: none"> a. Set up and used collective-protective shelters (if available). b. Prepared protective shelters, such as foxholes with overhead cover. <p>* 4. The element leader adjusts the MOPP level using MOPP analysis.</p> <ul style="list-style-type: none"> a. Received and analyzed the enemy NBC threat capability. Took the following into consideration: <ul style="list-style-type: none"> (1) Was the unit targeted or could it be targeted? (2) Did the enemy have the capability to deliver chemical or nuclear weapons? (3) When or where could the enemy most likely deliver the chemical or nuclear weapons? 		

TASK STEPS AND PERFORMANCE MEASURES	GO	NO-GO
b. Collected and analyzed weather data. Took the following into consideration: (1) Was it day or night? (2) What were the current weather conditions (see chemical downwind message [CDM] or weather report)? (3) What were weather conditions two, four, and six hours in the future (see CDM or weather report)? c. Analyzed the element's status and mission. Took the following into consideration: (1) What was the mission? (2) What was the work rate? (3) How long did the work take? (4) What were the training and physical levels of the unit? (5) How long did it take to warn all the soldiers of an NBC attack?		

TASK PERFORMANCE / EVALUATION SUMMARY BLOCK							
ITERATION	1M	2M	3M	4M	5M		TOTAL
TOTAL TASK STEPS EVALUATED							
TOTAL TASK STEPS "GO"							
TRAINING STATUS "GO"/"NO-GO"							

"*" indicates a leader task step.

SUPPORTING INDIVIDUAL TASKS

Task Number	Task Title
031-503-3008	Implement Mission-Oriented Protective Posture

SUPPORTING COLLECTIVE TASKS: NONE

OPFOR TASKS AND STANDARDS

TASK: Disrupt Defensive Preparations (5-OPFOR-0018)

CONDITION: The opposing forces (OPFOR) element has located the enemy. Priority intelligence requirements (PIR) and other intelligence requirements obtained by OPFOR patrols indicate that the enemy elements are establishing defensive positions. The OPFOR element has automatic and antiarmor weapons and light mortars.

STANDARD: The OPFOR element disrupts and delays the enemy's defensive preparations. 1. Locates and penetrates the enemy's security system. 2. Forces the enemy to delay defensive preparations. 3. Disrupts the enemy's obstacle preparations.

TASK: Disrupt Movement (5-OPFOR-0014)

CONDITION: The enemy is expected to move through the opposing forces (OPFOR) element's area of operations. The OPFOR element has received an operation order (OPORD) or fragmentary order (FRAGO) to disrupt enemy movement. The enemy has the capability to defend with direct fire and antiarmor weapons.

STANDARD: The OPFOR element delays enemy movement. 1. Delays the element. 2. Forces the element to deviate from its route. 3. Prevents the element from reaching its destination. 4. Surprises the element's main body.

TASK: Disrupt Assembly Area (AA) Activities (5-OPFOR-0013)

CONDITION: Intelligence reports indicate that platoon- and company-size enemy units are operating in the opposing forces (OPFOR) area of operations. Enemy units can defend from AAs with direct fire, antiarmor weapons, and indirect fire. The enemy has close air support (CAS) and nuclear, biological, and chemical (NBC) capabilities.

STANDARD: The OPFOR element locates and disrupts the enemy's AA activities. 1. Locates the element's AA. 2. Probes the AA with squad- or team-size elements. 3. Inflicts more than 5 percent casualties on the element. 4. Disrupts the element's preparations (prevents or delays beyond the element's allotted time).

TASK: Defeat Obstacles (5-OPFOR-0009)

CONDITION: The opposing forces (OPFOR) element encounters an obstacle that blocks the avenue of approach as it advances upon the enemy forces.

STANDARD: The OPFOR element bypasses or breaches the enemy obstacle. 1. Detects the obstacle before halting its main body. 2. Defeats the obstacle. a. Bypasses the obstacle without entering the engagement areas. b. Breaches the obstacle within 45 minutes and passes its entire force through the obstacle. 3. Does not incur degradation to the point that the mission must be discontinued.

TASK: Disrupt a Route Reconnaissance (5-OPFOR-0021)

CONDITION: The enemy is conducting a route reconnaissance. The opposing forces (OPFOR) element is positioned along the enemy's route.

STANDARD: The OPFOR element attempts to disrupt a squad/section conducting a route reconnaissance. 1. Prevents the unit from meeting its specified time schedule. 2. Forces the unit to deviate from its specified route. 3. Prevents the unit from reaching its assigned destination. 4. Surprises the squad/section. 5. Inflicts casualties on the unit.

TASK: Conduct Terrorist and Saboteur Attacks (5-OPFOR-0005)

CONDITION: The opposing forces (OPFOR) element dispatches small teams into the enemy's rear area to disrupt combat service support (CSS) operations.

STANDARD: The enemy sustains disrupted command and control (C2), destroyed equipment and supplies, and light casualties. 1. Locates rear support bases and C2 facilities. 2. Delays and disrupts CSS operations through probes. 3. Infiltrates CSS bases to conduct sabotage and terrorist activities. 4. Inflicts light casualties. 5. Destroys supplies and equipment.

TASK: Disrupt a Net Control Station (NCS) (5-OPFOR-0019)

CONDITION: The enemy has established a NCS. The opposing forces (OPFOR) element has radio and jamming equipment.

STANDARD: The OPFOR element attempts to disrupt an NCS. 1. Attempts to locate the radio frequency that the unit is operating on. 2. Attempts to enter the radio net. 3. Attempts to issue "bogus" orders to a unit on the net. 4. Jams the radio frequency and forces the unit to go to an alternate frequency.

TASK: Disrupt Construction of Vehicle Fighting Positions (5-OPFOR-0020)

CONDITION: The opposing forces (OPFOR) element has located the enemy. The priority intelligence requirements (PIR) and other intelligence obtained by OPFOR patrols indicate the enemy is constructing vehicle fighting positions within its defensive area. The OPFOR element has automatic and antiarmor weapons and light mortars.

STANDARD: The OPFOR element attempts to disrupt the enemy's efforts to establish vehicle fighting positions. 1. Locates the defensive area. 2. Surprises the main body. 3. Penetrates the defensive area with squad-size probes. 4. Inflicts casualties on the unit. 5. Destroys vehicles. 6. Disrupts the unit's preparations (prevents or delays beyond the unit's allotted time).

TASK: Conduct an Aerial Reconnaissance (5-OPFOR-0010)

CONDITION: The opposing forces (OPFOR) headquarters (HQ) element requires intelligence on the locations and identification of enemy elements. An aircraft is dispatched to take photographs and make a visual inspection of the enemy rear area.

STANDARD: The OPFOR element gathers photograph intelligence of the enemy. 1. Photographs the assigned sectors. 2. Makes quick visual checks where the ceiling is low. 3. Locates enemy positions in the area, particularly support and storage bases, and command and control (C2) facilities. 4. Sustains no loss of aircraft. 5. Reports priority intelligence requirements (PIR) and other information requirements to the OPFOR HQ.

TASK: Disrupt an Engineer Reconnaissance (5-OPFOR-0022)

CONDITION: The enemy is conducting an engineer reconnaissance. The opposing forces (OPFOR) element is positioned along the enemy's route.

STANDARD: The OPFOR element disrupts an engineer reconnaissance. 1. Prevents the unit from meeting its specified time schedule. 2. Forces the unit to deviate from its specified route. 3. Prevents the unit from accomplishing its assigned engineer reconnaissance. 4. Surprises the unit conducting the reconnaissance.

TASK: Conduct an Attack (5-OPFOR-0008)

CONDITION: The enemy is conducting tactical operations. The opposing forces (OPFOR) element receives orders to attack the enemy, the area of occupation, or the main supply route (MSR) with smoke.

STANDARD: The OPFOR element disrupts the enemy's movement and smoke operations. 1. Determines the delivery method of the smoke attack. 2. Locates the target. 3. Delivers the smoke attack downwind. 4. Attacks the enemy with smoke, and surge attacks when the enemy responds to the smoke.

TASK: Disrupt Quarters Party Operations (5-OPFOR-0017)

CONDITION: The enemy is conducting quarters party operations. It has established an assembly area (AA) but has not moved in the main body.

STANDARD: The opposing forces (OPFOR) element attempts to disrupt quartering party operations and infiltrate the enemy's AA. 1. Locates the quartering party and the AA. 2. Surprises the main body. 3. Penetrates the AA with squad-size probes. 4. Inflicts personnel casualties and vehicle damage. 5. Disrupts the unit's preparations (prevents or delays beyond the unit's allotted time).

TASK: Disrupt Enemy Movement and Operations Using Tactical Nuclear Weapons (5-OPFOR-0016)

CONDITION: The opposing forces (OPFOR) element has located the enemy. Priority intelligence requirements (PIR) and other intelligence requirements have been obtained by OPFOR patrols. Tactical nuclear weapons are employed against key locations in the rear area.

STANDARD: The OPFOR element disrupts enemy movement and operations. 1. Disrupts or delays the movement of the enemy's equipment and supplies to the forward areas. 2. Destroys enemy equipment and supplies. 3. Inflicts a high rate of nuclear casualties among the enemy forces. 4. Denies the enemy the use of specified areas. 5. Contaminates the enemy's equipment and supplies.

TASK: Disrupt Enemy Movement and Operations Using Persistent and Nonpersistent Chemical Weapons (5-OPFOR-0015)

CONDITION: The opposing forces (OPFOR) element has located the enemy. Priority intelligence requirements (PIR) and other intelligence requirements have been obtained by OPFOR patrols. The OPFOR units deliver chemical agents, by means of conventional artillery weapons or aircraft, along selected supply routes and key bases in the rear area.

STANDARD: The OPFOR element disrupts enemy movement and operations using persistent and nonpersistent chemical weapons. 1. Delivers chemical agents in low and densely wooded areas. 2. Delays the movement of enemy supplies and equipment to the forward areas. 3. Restricts the movement of the enemy units in the rear area. 4. Channels the movement of enemy units into predesignated ambush areas. 5. Contaminates enemy supplies and equipment. 6. Inflicts a high rate of casualties on enemy forces.

TASK: Counter Passage of Lines (5-OPFOR-0012)

CONDITION: Enemy forces are in defensive positions, but they are expected to attempt passage-of-lines operations. The opposing forces (OPFOR) received orders to disrupt enemy passage-of-lines operations.

STANDARD: The OPFOR element delays or prevents enemy passage of lines. 1. Delays the passage. 2. Prevents the company from moving all personnel through the stationary unit. 3. Engages the main body of either the moving or the stationary unit.

TASK: Conduct Air Attacks (5-OPFOR-0002)

CONDITION: The opposing forces (OPFOR) element in the rear area has forwarded the positions of the enemy support sites or the locations of moving elements. The OPFOR aircraft have been dispatched to attack enemy installations or convoys.

STANDARD: The OPFOR element attempts to delay, disrupt, or damage the enemy targets by air. 1. Locates the target (support sites or convoys). 2. Makes attack runs on the designated targets. 3. Inflicts heavy damage to the selected target. 4. Sustains no loss of aircraft. 5. Delays moving the force for more than one hour.

TASK: Surrender to the Capturing Unit on the Battlefield (5-OPFOR-0024)

CONDITION: The enemy has captured the opposing forces (OPFOR) element's soldiers, documents, and equipment sensitive to the OPFOR tactical operations.

STANDARD: The OPFOR soldiers retain or destroy documents and equipment. The OPFOR element surrenders documents and equipment of no tactical use to the enemy and attempts to conceal or destroy items of tactical value. The OPFOR element attempts escape and evasion. 1. Prevents the successful capture of documents and equipment. 2. Destroys documents and equipment. 3. Removes identifying markings from equipment. 4. Removes unit-identifying insignia. 5. Provides misleading information. 6. Plans an escape. 7. Delays movement to the nearest collection point. 8. Prevents safeguarding of enemy prisoners of war (EPWs) in order to cause embarrassment to the United States (US).

TASK: Conduct a Raid (5-OPFOR-0004)

CONDITION: The opposing forces (OPFOR) element has occupied an objective rally point and has orders to conduct a raid on a combat service support (CSS) base.

STANDARD: The OPFOR element infiltrates the enemy's base and destroys all of the targets. 1. Surprises the enemy forces. 2. Assaults the support base and accomplishes the assigned tasks. 3. Destroys the specified equipment and supplies. 4. Avoids being decisively engaged. 5. Withdraws all personnel from the objective areas within the time prescribed. 6. Obtains all priority intelligence requirements (PIR) from the raid site. 7. Sustains only light casualties from enemy fire.

TASK: Attack (5-OPFOR-0001)

CONDITION: The opposing forces (OPFOR) element has located the enemy. The priority intelligence requirements (PIR) and other intelligence requirements have been obtained by OPFOR patrols. The OPFOR element has automatic and antiarmor weapons and light mortars.

STANDARD: The OPFOR element attempts to seize the terrain, vehicles, or equipment. 1. Develops an attack plan. 2. Surprises the enemy unit's main body. 3. Initiates the attack using a scheme of maneuver that exploits the enemy's flanks, gaps, and weaknesses. 4. Uses covered and concealed routes to approach the enemy forces' flanks, gaps, or weakly held areas. 5. Employs indirect fire to support the attack. 6. Penetrates enemy defenses. 7. Destroys equipment and supplies. 8. Inflicts heavy casualties. 9. Isolates the combat service support (CSS) base by blocking reinforcements. 10. Forces enemy units to displace. 11. Avoids being fixed in one position. 12. Withdraws before the CSS base is reinforced with tactical combat forces.

TASK: Conduct Sniper Operations (5-OPFOR-0006)

CONDITION: The opposing forces (OPFOR) element has assigned snipers (regular or irregular elements) in the enemy's rear area along the main supply route (MSR) and near support sites.

STANDARD: The OPFOR element kills or wounds targets. 1. Sets up a well-concealed location. 2. Engages vehicle drivers or personnel on foot with short bursts of semiautomatic fire. 3. Kills or wounds selected targets. 4. Prevents the position from being discovered by enemy forces. 5. Evacuates the area without being spotted. 6. Reports all specified priority intelligence requirements (PIR) and other intelligence requirements to the OPFOR headquarters (HQ).

TASK: Defend a Minefield (5-OPFOR-0023)

CONDITION: The enemy is conducting a minefield sweeping operation. The opposing forces (OPFOR) element has a minefield placed in the enemy's path. The minefield is under constant observation and fire.

STANDARD: The OPFOR element defends a minefield against an enemy element conducting a minefield sweeping operation. 1. Prevents the unit from detecting the obstacle. 2. Disrupts the minefield sweeping operation. 3. Prevents the unit from conducting the minefield sweeping operation, prevents the unit from moving all personnel through the breach or delays the completion of the minefield sweeping operation for more than 45 minutes.

TASK: Conduct an Ambush (5-OPFOR-0007)

CONDITION: The enemy is moving in a convoy. The opposing forces (OPFOR) element is positioned along the enemy's route.

STANDARD: The OPFOR element inflicts casualties on the enemy and causes vehicle and equipment damage. 1. Prepares an ambush site before the element arrives. 2. Surprises march element forces. 3. Inflicts heavy casualties within the designated kill zone. 4. Inflicts heavy damage to vehicles and equipment within the designated kill zone. 5. Delays the march element from reaching a specified destination for a specified period of time. 6. Withdraws on order. 7. Sustains no casualties. 8. Reports actions to superiors.

TASK: Maintain Contact (5-OPFOR-0003)

CONDITION: The opposing forces (OPFOR) element is engaged with enemy base defense forces. The enemy forces are withdrawing under pressure.

STANDARD: The OPFOR element maintains enemy contact while the enemy withdraws. 1. Engages the enemy forces decisively. 2. Advances the OPFOR as the enemy forces withdraw. 3. Inflicts heavy casualties. 4. Captures the members of the enemy force. 5. Captures documents and equipment. 6. Safeguards captured documents, equipment, and personnel.

- ELEMENTS:** Company
 Company Headquarters
 Two Float Bridge Platoon Headquarters
 Four Bridge Sections
 Two Bridge Support Sections
 Support Platoon Headquarters
 Maintenance and Equipment Section
 Two Site Support Sections
 Augment

TASK: Prepare for a Chemical Attack (03-3-C202.05-T01A)
 (FM 3-100) (FM 3-11) (FM 3-4)

ITERATION: 1 2 3 4 5 M (Circle)

COMMANDER/LEADER ASSESSMENT: T P U (Circle)

CONDITIONS: Opposing forces (OPFOR) are conducting chemical warfare or intelligence indicates its use is imminent. Higher headquarters (HQ) directs implementation of actions to minimize casualties and limit contamination. Some iterations of this task should be performed in MOPP4.

TASK STANDARDS: Unit personnel assume mission-oriented protection posture (MOPP) 4 within 8 minutes and complete preparation efforts before the attack or its effects reach their location. The unit protects its personnel, equipment, food, and water and continues its mission. The time required to perform this task is increased when conducting it in MOPP 4.

TASK STEPS AND PERFORMANCE MEASURES	GO	NO-GO
<p>* 1. The element leader issues a warning order.</p> <p>2. Element personnel start defensive preparations for a chemical attack.</p> <ul style="list-style-type: none"> a. Assumed MOPP 4 within 8 minutes after notification. b. Attached M9 detector paper to their right arms, left wrists, either their right or left ankles, and the vehicles. c. Conducted MOPP field sanitation procedures. d. Emplaced chemical-agent alarms upwind of their position. <p>3. Element personnel prepare fighting positions or shelters.</p> <ul style="list-style-type: none"> a. Used existing, natural, or man-made facilities (such as caves, ditches, culverts, and tunnels) as fighting positions and shelters. b. Dug fighting positions and bunkers with overhead cover. <p>NOTE: Fighting positions should have overhead cover consisting of a minimum of 18 inches of soil, if time permits.</p> <p>* 4. The noncommissioned officers (NCOs) check personnel and fighting positions.</p> <ul style="list-style-type: none"> a. Ensured that personnel were at MOPP 4. b. Ensured that individual and element fighting positions were hardened with sandbags and overhead cover. <p>* 5. The element leader takes additional actions consistent with the tactical situation by increasing, decreasing, or modifying the MOPP level as appropriate.</p>		

TASK PERFORMANCE / EVALUATION SUMMARY BLOCK							
ITERATION	1	2	3	4	5	M	TOTAL
TOTAL TASK STEPS EVALUATED							
TOTAL TASK STEPS "GO"							
TRAINING STATUS "GO"/"NO-GO"							

"*" indicates a leader task step.

SUPPORTING INDIVIDUAL TASKS

Task Number	Task Title
031-503-3008	Implement Mission-Oriented Protective Posture

SUPPORTING COLLECTIVE TASKS: NONE

OPFOR TASKS AND STANDARDS

TASK: Defend a Minefield (5-OPFOR-0023)

CONDITION: The enemy is conducting a minefield sweeping operation. The opposing forces (OPFOR) element has a minefield placed in the enemy's path. The minefield is under constant observation and fire.

STANDARD: The OPFOR element defends a minefield against an enemy element conducting a minefield sweeping operation. 1. Prevents the unit from detecting the obstacle. 2. Disrupts the minefield sweeping operation. 3. Prevents the unit from conducting the minefield sweeping operation, prevents the unit from moving all personnel through the breach or delays the completion of the minefield sweeping operation for more than 45 minutes.

TASK: Disrupt Movement (5-OPFOR-0014)

CONDITION: The enemy is expected to move through the opposing forces (OPFOR) element's area of operations. The OPFOR element has received an operation order (OPORD) or fragmentary order (FRAGO) to disrupt enemy movement. The enemy has the capability to defend with direct fire and antiarmor weapons.

STANDARD: The OPFOR element delays enemy movement. 1. Delays the element. 2. Forces the element to deviate from its route. 3. Prevents the element from reaching its destination. 4. Surprises the element's main body.

TASK: Surrender to the Capturing Unit on the Battlefield (5-OPFOR-0024)

CONDITION: The enemy has captured the opposing forces (OPFOR) element's soldiers, documents, and equipment sensitive to the OPFOR tactical operations.

STANDARD: The OPFOR soldiers retain or destroy documents and equipment. The OPFOR element surrenders documents and equipment of no tactical use to the enemy and attempts to conceal or destroy items of tactical value. The OPFOR element attempts escape and evasion. 1. Prevents the successful capture of documents and equipment. 2. Destroys documents and equipment. 3. Removes identifying markings from equipment. 4. Removes unit-identifying insignia. 5. Provides misleading information. 6. Plans an escape. 7. Delays movement to the nearest collection point. 8. Prevents safeguarding of enemy prisoners of war (EPWs) in order to cause embarrassment to the United States (US).

TASK: Disrupt Defensive Preparations (5-OPFOR-0018)

CONDITION: The opposing forces (OPFOR) element has located the enemy. Priority intelligence requirements (PIR) and other intelligence requirements obtained by OPFOR patrols indicate that the enemy elements are establishing defensive positions. The OPFOR element has automatic and antiarmor weapons and light mortars.

STANDARD: The OPFOR element disrupts and delays the enemy's defensive preparations. 1. Locates and penetrates the enemy's security system. 2. Forces the enemy to delay defensive preparations. 3. Disrupts the enemy's obstacle preparations.

TASK: Defeat Obstacles (5-OPFOR-0009)

CONDITION: The opposing forces (OPFOR) element encounters an obstacle that blocks the avenue of approach as it advances upon the enemy forces.

STANDARD: The OPFOR element bypasses or breaches the enemy obstacle. 1. Detects the obstacle before halting its main body. 2. Defeats the obstacle. a. Bypasses the obstacle without entering the engagement areas. b. Breaches the obstacle within 45 minutes and passes its entire force through the obstacle. 3. Does not incur degradation to the point that the mission must be discontinued.

TASK: Disrupt Assembly Area (AA) Activities (5-OPFOR-0013)

CONDITION: Intelligence reports indicate that platoon- and company-size enemy units are operating in the opposing forces (OPFOR) area of operations. Enemy units can defend from AAs with direct fire, antiarmor weapons, and indirect fire. The enemy has close air support (CAS) and nuclear, biological, and chemical (NBC) capabilities.

STANDARD: The OPFOR element locates and disrupts the enemy's AA activities. 1. Locates the element's AA. 2. Probes the AA with squad- or team-size elements. 3. Inflicts more than 5 percent casualties on the element. 4. Disrupts the element's preparations (prevents or delays beyond the element's allotted time).

TASK: Disrupt a Route Reconnaissance (5-OPFOR-0021)

CONDITION: The enemy is conducting a route reconnaissance. The opposing forces (OPFOR) element is positioned along the enemy's route.

STANDARD: The OPFOR element attempts to disrupt a squad/section conducting a route reconnaissance. 1. Prevents the unit from meeting its specified time schedule. 2. Forces the unit to deviate from its specified route. 3. Prevents the unit from reaching its assigned destination. 4. Surprises the squad/section. 5. Inflicts casualties on the unit.

TASK: Conduct Terrorist and Saboteur Attacks (5-OPFOR-0005)

CONDITION: The opposing forces (OPFOR) element dispatches small teams into the enemy's rear area to disrupt combat service support (CSS) operations.

STANDARD: The enemy sustains disrupted command and control (C2), destroyed equipment and supplies, and light casualties. 1. Locates rear support bases and C2 facilities. 2. Delays and disrupts CSS operations through probes. 3. Infiltrates CSS bases to conduct sabotage and terrorist activities. 4. Inflicts light casualties. 5. Destroys supplies and equipment.

TASK: Disrupt a Net Control Station (NCS) (5-OPFOR-0019)

CONDITION: The enemy has established a NCS. The opposing forces (OPFOR) element has radio and jamming equipment.

STANDARD: The OPFOR element attempts to disrupt an NCS. 1. Attempts to locate the radio frequency that the unit is operating on. 2. Attempts to enter the radio net. 3. Attempts to issue "bogus" orders to a unit on the net. 4. Jams the radio frequency and forces the unit to go to an alternate frequency.

TASK: Disrupt Construction of Vehicle Fighting Positions (5-OPFOR-0020)

CONDITION: The opposing forces (OPFOR) element has located the enemy. The priority intelligence requirements (PIR) and other intelligence obtained by OPFOR patrols indicate the enemy is constructing vehicle fighting positions within its defensive area. The OPFOR element has automatic and antiarmor weapons and light mortars.

STANDARD: The OPFOR element attempts to disrupt the enemy's efforts to establish vehicle fighting positions. 1. Locates the defensive area. 2. Surprises the main body. 3. Penetrates the defensive area with squad-size probes. 4. Inflicts casualties on the unit. 5. Destroys vehicles. 6. Disrupts the unit's preparations (prevents or delays beyond the unit's allotted time).

TASK: Conduct an Aerial Reconnaissance (5-OPFOR-0010)

CONDITION: The opposing forces (OPFOR) headquarters (HQ) element requires intelligence on the locations and identification of enemy elements. An aircraft is dispatched to take photographs and make a visual inspection of the enemy rear area.

STANDARD: The OPFOR element gathers photograph intelligence of the enemy. 1. Photographs the assigned sectors. 2. Makes quick visual checks where the ceiling is low. 3. Locates enemy positions in the area, particularly support and storage bases, and command and control (C2) facilities. 4. Sustains no loss of aircraft. 5. Reports priority intelligence requirements (PIR) and other information requirements to the OPFOR HQ.

TASK: Disrupt an Engineer Reconnaissance (5-OPFOR-0022)

CONDITION: The enemy is conducting an engineer reconnaissance. The opposing forces (OPFOR) element is positioned along the enemy's route.

STANDARD: The OPFOR element disrupts an engineer reconnaissance. 1. Prevents the unit from meeting its specified time schedule. 2. Forces the unit to deviate from its specified route. 3. Prevents the unit from accomplishing its assigned engineer reconnaissance. 4. Surprises the unit conducting the reconnaissance.

TASK: Conduct an Attack (5-OPFOR-0008)

CONDITION: The enemy is conducting tactical operations. The opposing forces (OPFOR) element receives orders to attack the enemy, the area of occupation, or the main supply route (MSR) with smoke.

STANDARD: The OPFOR element disrupts the enemy's movement and smoke operations. 1. Determines the delivery method of the smoke attack. 2. Locates the target. 3. Delivers the smoke attack downwind. 4. Attacks the enemy with smoke, and surge attacks when the enemy responds to the smoke.

TASK: Disrupt Quarters Party Operations (5-OPFOR-0017)

CONDITION: The enemy is conducting quarters party operations. It has established an assembly area (AA) but has not moved in the main body.

STANDARD: The opposing forces (OPFOR) element attempts to disrupt quarters party operations and infiltrate the enemy's AA. 1. Locates the quarters party and the AA. 2. Surprises the main body. 3. Penetrates the AA with squad-size probes. 4. Inflicts personnel casualties and vehicle damage. 5. Disrupts the unit's preparations (prevents or delays beyond the unit's allotted time).

TASK: Disrupt Enemy Movement and Operations Using Tactical Nuclear Weapons (5-OPFOR-0016)

CONDITION: The opposing forces (OPFOR) element has located the enemy. Priority intelligence requirements (PIR) and other intelligence requirements have been obtained by OPFOR patrols. Tactical nuclear weapons are employed against key locations in the rear area.

STANDARD: The OPFOR element disrupts enemy movement and operations. 1. Disrupts or delays the movement of the enemy's equipment and supplies to the forward areas. 2. Destroys enemy equipment and supplies. 3. Inflicts a high rate of nuclear casualties among the enemy forces. 4. Denies the enemy the use of specified areas. 5. Contaminates the enemy's equipment and supplies.

TASK: Disrupt Enemy Movement and Operations Using Persistent and Nonpersistent Chemical Weapons (5-OPFOR-0015)

CONDITION: The opposing forces (OPFOR) element has located the enemy. Priority intelligence requirements (PIR) and other intelligence requirements have been obtained by OPFOR patrols. The OPFOR units deliver chemical agents, by means of conventional artillery weapons or aircraft, along selected supply routes and key bases in the rear area.

STANDARD: The OPFOR element disrupts enemy movement and operations using persistent and nonpersistent chemical weapons. 1. Delivers chemical agents in low and densely wooded areas. 2. Delays the movement of enemy supplies and equipment to the forward areas. 3. Restricts the movement of the enemy units in the rear area. 4. Channels the movement of enemy units into predesignated ambush areas. 5. Contaminates enemy supplies and equipment. 6. Inflicts a high rate of casualties on enemy forces.

TASK: Counter Passage of Lines (5-OPFOR-0012)

CONDITION: Enemy forces are in defensive positions, but they are expected to attempt passage-of-lines operations. The opposing forces (OPFOR) received orders to disrupt enemy passage-of-lines operations.

STANDARD: The OPFOR element delays or prevents enemy passage of lines. 1. Delays the passage. 2. Prevents the company from moving all personnel through the stationary unit. 3. Engages the main body of either the moving or the stationary unit.

TASK: Conduct Air Attacks (5-OPFOR-0002)

CONDITION: The opposing forces (OPFOR) element in the rear area has forwarded the positions of the enemy support sites or the locations of moving elements. The OPFOR aircraft have been dispatched to attack enemy installations or convoys.

STANDARD: The OPFOR element attempts to delay, disrupt, or damage the enemy targets by air. 1. Locates the target (support sites or convoys). 2. Makes attack runs on the designated targets. 3. Inflicts heavy damage to the selected target. 4. Sustains no loss of aircraft. 5. Delays moving the force for more than one hour.

TASK: Conduct a Raid (5-OPFOR-0004)

CONDITION: The opposing forces (OPFOR) element has occupied an objective rally point and has orders to conduct a raid on a combat service support (CSS) base.

STANDARD: The OPFOR element infiltrates the enemy's base and destroys all of the targets. 1. Surprises the enemy forces. 2. Assaults the support base and accomplishes the assigned tasks. 3. Destroys the specified equipment and supplies. 4. Avoids being decisively engaged. 5. Withdraws all personnel from the objective areas within the time prescribed. 6. Obtains all priority intelligence requirements (PIR) from the raid site. 7. Sustains only light casualties from enemy fire.

TASK: Attack (5-OPFOR-0001)

CONDITION: The opposing forces (OPFOR) element has located the enemy. The priority intelligence requirements (PIR) and other intelligence requirements have been obtained by OPFOR patrols. The OPFOR element has automatic and antiarmor weapons and light mortars.

STANDARD: The OPFOR element attempts to seize the terrain, vehicles, or equipment. 1. Develops an attack plan. 2. Surprises the enemy unit's main body. 3. Initiates the attack using a scheme of maneuver that exploits the enemy's flanks, gaps, and weaknesses. 4. Uses covered and concealed routes to approach the enemy forces' flanks, gaps, or weakly held areas. 5. Employs indirect fire to support the attack. 6. Penetrates enemy defenses. 7. Destroys equipment and supplies. 8. Inflicts heavy casualties. 9. Isolates the combat service support (CSS) base by blocking reinforcements. 10. Forces enemy units to displace. 11. Avoids being fixed in one position. 12. Withdraws before the CSS base is reinforced with tactical combat forces.

TASK: Conduct Sniper Operations (5-OPFOR-0006)

CONDITION: The opposing forces (OPFOR) element has assigned snipers (regular or irregular elements) in the enemy's rear area along the main supply route (MSR) and near support sites.

STANDARD: The OPFOR element kills or wounds targets. 1. Sets up a well-concealed location. 2. Engages vehicle drivers or personnel on foot with short bursts of semiautomatic fire. 3. Kills or wounds selected targets. 4. Prevents the position from being discovered by enemy forces. 5. Evacuates the area without being spotted. 6. Reports all specified priority intelligence requirements (PIR) and other intelligence requirements to the OPFOR headquarters (HQ).

TASK: Maintain Contact (5-OPFOR-0003)

CONDITION: The opposing forces (OPFOR) element is engaged with enemy base defense forces. The enemy forces are withdrawing under pressure.

STANDARD: The OPFOR element maintains enemy contact while the enemy withdraws. 1. Engages the enemy forces decisively. 2. Advances the OPFOR as the enemy forces withdraw. 3. Inflicts heavy casualties. 4. Captures the members of the enemy force. 5. Captures documents and equipment. 6. Safeguards captured documents, equipment, and personnel.

TASK: Conduct an Ambush (5-OPFOR-0007)

CONDITION: The enemy is moving in a convoy. The opposing forces (OPFOR) element is positioned along the enemy's route.

STANDARD: The OPFOR element inflicts casualties on the enemy and causes vehicle and equipment damage. 1. Prepares an ambush site before the element arrives. 2. Surprises march element forces. 3. Inflicts heavy casualties within the designated kill zone. 4. Inflicts heavy damage to vehicles and equipment within the designated kill zone. 5. Delays the march element from reaching a specified destination for a specified period of time. 6. Withdraws on order. 7. Sustains no casualties. 8. Reports actions to superiors.

- ELEMENTS:** Company
 Company Headquarters
 Two Float Bridge Platoon Headquarters
 Four Bridge Sections
 Two Bridge Support Sections
 Support Platoon Headquarters
 Maintenance and Equipment Section
 Two Site Support Sections
 Augment

TASK: Respond to a Chemical Attack (03-3-C203.05-T01A)
 (FM 3-4) (FM 3-100) (FM 3-11)
 (FM 3-3) (FM 3-5)

ITERATION: 1M 2M 3M 4M 5M (Circle)

COMMANDER/LEADER ASSESSMENT: T P U (Circle)

CONDITIONS: The unit is deployed in mission-oriented protection posture (MOPP) 2. Intelligence indicates that opposing forces (OPFOR) have initiated chemical warfare. The automatic alarm sounds or the detector paper changes color, causing the unit to react. This task is always performed in MOPP4.

TASK STANDARDS: The soldiers sound the alarm (vocal or nonvocal), immediately assume MOPP 4, and use available shelter to prevent further exposure to contamination. The unit reacts to the chemical alarm within 9 seconds. The time required to perform this task is increased when conducting it in MOPP 4.

TASK STEPS AND PERFORMANCE MEASURES	GO	NO-GO
<p>* 1. Element leaders ensure that soldiers react to the sound of the chemical-agent alarm or recognize the indicators for a chemical or biological attack.</p> <ul style="list-style-type: none"> a. Gave the alarm (vocal or nonvocal). b. Ensured that soldiers put on their protective masks within 9 seconds. c. Assumed MOPP 4 as soon as possible. d. Sought additional shelter, if available. e. Administered a nerve-agent antidote (buddy aid) to other soldiers with symptoms of nerve-agent poisoning (if applicable). f. Administered nerve-agent antidotes to selves (if applicable). g. Checked soldiers to ensure that protective measures were followed. <p>2. Soldiers take additional protective measures.</p> <ul style="list-style-type: none"> a. Protected exposed equipment and supplies. b. Monitored the area by testing it with detector kits. c. Used prevention procedures, such as marking contaminated areas. <p>3. Soldiers conduct immediate decontamination.</p> <ul style="list-style-type: none"> a. Conducted skin decontamination. b. Wiped down personal equipment with M291 or M280 decontamination kits. c. Conducted operator's spray-down of equipment. <p>* 4. Element leaders initiate unmasking procedures and report to higher headquarters (HQ).</p> <ul style="list-style-type: none"> a. Ensured that casualties were provided with medical care. b. Reported casualties. c. Submitted a nuclear, biological, and chemical (NBC) 1 report to higher HQ immediately. 		

TASK STEPS AND PERFORMANCE MEASURES	GO	NO-GO
d. Continued the mission or requested movement to an alternate location.		

TASK PERFORMANCE / EVALUATION SUMMARY BLOCK							
ITERATION	1M	2M	3M	4M	5M		TOTAL
TOTAL TASK STEPS EVALUATED							
TOTAL TASK STEPS "GO"							
TRAINING STATUS "GO"/"NO-GO"							

"*" indicates a leader task step.

SUPPORTING INDIVIDUAL TASKS

Task Number	Task Title
081-831-1000	Evaluate a Casualty
081-831-1030	Administer Nerve Agent Antidote to Self (Self-Aid)
081-831-1031	Administer First Aid to a Nerve Agent Casualty (Buddy-Aid)

SUPPORTING COLLECTIVE TASKS

Task Number	Task Title
12-1-0403.05-T01A	Report Casualties

OPFOR TASKS AND STANDARDS

TASK: Defend a Minefield (5-OPFOR-0023)

CONDITION: The enemy is conducting a minefield sweeping operation. The opposing forces (OPFOR) element has a minefield placed in the enemy's path. The minefield is under constant observation and fire.

STANDARD: The OPFOR element defends a minefield against an enemy element conducting a minefield sweeping operation. 1. Prevents the unit from detecting the obstacle. 2. Disrupts the minefield sweeping operation. 3. Prevents the unit from conducting the minefield sweeping operation, prevents the unit from moving all personnel through the breach or delays the completion of the minefield sweeping operation for more than 45 minutes.

TASK: Disrupt Movement (5-OPFOR-0014)

CONDITION: The enemy is expected to move through the opposing forces (OPFOR) element's area of operations. The OPFOR element has received an operation order (OPORD) or fragmentary order (FRAGO) to disrupt enemy movement. The enemy has the capability to defend with direct fire and antiarmor weapons.

STANDARD: The OPFOR element delays enemy movement. 1. Delays the element. 2. Forces the element to deviate from its route. 3. Prevents the element from reaching its destination. 4. Surprises the element's main body.

TASK: Disrupt Defensive Preparations (5-OPFOR-0018)

CONDITION: The opposing forces (OPFOR) element has located the enemy. Priority intelligence requirements (PIR) and other intelligence requirements obtained by OPFOR patrols indicate that the enemy elements are establishing defensive positions. The OPFOR element has automatic and antiarmor weapons and light mortars.

STANDARD: The OPFOR element disrupts and delays the enemy's defensive preparations. 1. Locates and penetrates the enemy's security system. 2. Forces the enemy to delay defensive preparations. 3. Disrupts the enemy's obstacle preparations.

TASK: Surrender to the Capturing Unit on the Battlefield (5-OPFOR-0024)

CONDITION: The enemy has captured the opposing forces (OPFOR) element's soldiers, documents, and equipment sensitive to the OPFOR tactical operations.

STANDARD: The OPFOR soldiers retain or destroy documents and equipment. The OPFOR element surrenders documents and equipment of no tactical use to the enemy and attempts to conceal or destroy items of tactical value. The OPFOR element attempts escape and evasion. 1. Prevents the successful capture of documents and equipment. 2. Destroys documents and equipment. 3. Removes identifying markings from equipment. 4. Removes unit-identifying insignia. 5. Provides misleading information. 6. Plans an escape. 7. Delays movement to the nearest collection point. 8. Prevents safeguarding of enemy prisoners of war (EPWs) in order to cause embarrassment to the United States (US).

TASK: Defeat Obstacles (5-OPFOR-0009)

CONDITION: The opposing forces (OPFOR) element encounters an obstacle that blocks the avenue of approach as it advances upon the enemy forces.

STANDARD: The OPFOR element bypasses or breaches the enemy obstacle. 1. Detects the obstacle before halting its main body. 2. Defeats the obstacle. a. Bypasses the obstacle without entering the engagement areas. b. Breaches the obstacle within 45 minutes and passes its entire force through the obstacle. 3. Does not incur degradation to the point that the mission must be discontinued.

TASK: Disrupt Assembly Area (AA) Activities (5-OPFOR-0013)

CONDITION: Intelligence reports indicate that platoon- and company-size enemy units are operating in the opposing forces (OPFOR) area of operations. Enemy units can defend from AAs with direct fire, antiarmor weapons, and indirect fire. The enemy has close air support (CAS) and nuclear, biological, and chemical (NBC) capabilities.

STANDARD: The OPFOR element locates and disrupts the enemy's AA activities. 1. Locates the element's AA. 2. Probes the AA with squad- or team-size elements. 3. Inflicts more than 5 percent casualties on the element. 4. Disrupts the element's preparations (prevents or delays beyond the element's allotted time).

TASK: Disrupt a Route Reconnaissance (5-OPFOR-0021)

CONDITION: The enemy is conducting a route reconnaissance. The opposing forces (OPFOR) element is positioned along the enemy's route.

STANDARD: The OPFOR element attempts to disrupt a squad/section conducting a route reconnaissance. 1. Prevents the unit from meeting its specified time schedule. 2. Forces the unit to deviate from its specified route. 3. Prevents the unit from reaching its assigned destination. 4. Surprises the squad/section. 5. Inflicts casualties on the unit.

TASK: Conduct Terrorist and Saboteur Attacks (5-OPFOR-0005)

CONDITION: The opposing forces (OPFOR) element dispatches small teams into the enemy's rear area to disrupt combat service support (CSS) operations.

STANDARD: The enemy sustains disrupted command and control (C2), destroyed equipment and supplies, and light casualties. 1. Locates rear support bases and C2 facilities. 2. Delays and disrupts CSS operations through probes. 3. Infiltrates CSS bases to conduct sabotage and terrorist activities. 4. Inflicts light casualties. 5. Destroys supplies and equipment.

TASK: Disrupt a Net Control Station (NCS) (5-OPFOR-0019)

CONDITION: The enemy has established a NCS. The opposing forces (OPFOR) element has radio and jamming equipment.

STANDARD: The OPFOR element attempts to disrupt an NCS. 1. Attempts to locate the radio frequency that the unit is operating on. 2. Attempts to enter the radio net. 3. Attempts to issue "bogus" orders to a unit on the net. 4. Jams the radio frequency and forces the unit to go to an alternate frequency.

TASK: Disrupt Construction of Vehicle Fighting Positions (5-OPFOR-0020)

CONDITION: The opposing forces (OPFOR) element has located the enemy. The priority intelligence requirements (PIR) and other intelligence obtained by OPFOR patrols indicate the enemy is constructing vehicle fighting positions within its defensive area. The OPFOR element has automatic and antiarmor weapons and light mortars.

STANDARD: The OPFOR element attempts to disrupt the enemy's efforts to establish vehicle fighting positions. 1. Locates the defensive area. 2. Surprises the main body. 3. Penetrates the defensive area with squad-size probes. 4. Inflicts casualties on the unit. 5. Destroys vehicles. 6. Disrupts the unit's preparations (prevents or delays beyond the unit's allotted time).

TASK: Conduct an Aerial Reconnaissance (5-OPFOR-0010)

CONDITION: The opposing forces (OPFOR) headquarters (HQ) element requires intelligence on the locations and identification of enemy elements. An aircraft is dispatched to take photographs and make a visual inspection of the enemy rear area.

STANDARD: The OPFOR element gathers photograph intelligence of the enemy. 1. Photographs the assigned sectors. 2. Makes quick visual checks where the ceiling is low. 3. Locates enemy positions in the area, particularly support and storage bases, and command and control (C2) facilities. 4. Sustains no loss of aircraft. 5. Reports priority intelligence requirements (PIR) and other information requirements to the OPFOR HQ.

TASK: Disrupt an Engineer Reconnaissance (5-OPFOR-0022)

CONDITION: The enemy is conducting an engineer reconnaissance. The opposing forces (OPFOR) element is positioned along the enemy's route.

STANDARD: The OPFOR element disrupts an engineer reconnaissance. 1. Prevents the unit from meeting its specified time schedule. 2. Forces the unit to deviate from its specified route. 3. Prevents the unit from accomplishing its assigned engineer reconnaissance. 4. Surprises the unit conducting the reconnaissance.

TASK: Conduct an Attack (5-OPFOR-0008)

CONDITION: The enemy is conducting tactical operations. The opposing forces (OPFOR) element receives orders to attack the enemy, the area of occupation, or the main supply route (MSR) with smoke.

STANDARD: The OPFOR element disrupts the enemy's movement and smoke operations. 1. Determines the delivery method of the smoke attack. 2. Locates the target. 3. Delivers the smoke attack downwind. 4. Attacks the enemy with smoke, and surge attacks when the enemy responds to the smoke.

TASK: Disrupt Quartering Party Operations (5-OPFOR-0017)

CONDITION: The enemy is conducting quartering party operations. It has established an assembly area (AA) but has not moved in the main body.

STANDARD: The opposing forces (OPFOR) element attempts to disrupt quartering party operations and infiltrate the enemy's AA. 1. Locates the quartering party and the AA. 2. Surprises the main body. 3. Penetrates the AA with squad-size probes. 4. Inflicts personnel casualties and vehicle damage. 5. Disrupts the unit's preparations (prevents or delays beyond the unit's allotted time).

TASK: Disrupt Enemy Movement and Operations Using Tactical Nuclear Weapons (5-OPFOR-0016)

CONDITION: The opposing forces (OPFOR) element has located the enemy. Priority intelligence requirements (PIR) and other intelligence requirements have been obtained by OPFOR patrols. Tactical nuclear weapons are employed against key locations in the rear area.

STANDARD: The OPFOR element disrupts enemy movement and operations. 1. Disrupts or delays the movement of the enemy's equipment and supplies to the forward areas. 2. Destroys enemy equipment and supplies. 3. Inflicts a high rate of nuclear casualties among the enemy forces. 4. Denies the enemy the use of specified areas. 5. Contaminates the enemy's equipment and supplies.

TASK: Disrupt Enemy Movement and Operations Using Persistent and Nonpersistent Chemical Weapons (5-OPFOR-0015)

CONDITION: The opposing forces (OPFOR) element has located the enemy. Priority intelligence requirements (PIR) and other intelligence requirements have been obtained by OPFOR patrols. The OPFOR units deliver chemical agents, by means of conventional artillery weapons or aircraft, along selected supply routes and key bases in the rear area.

STANDARD: The OPFOR element disrupts enemy movement and operations using persistent and nonpersistent chemical weapons. 1. Delivers chemical agents in low and densely wooded areas. 2. Delays the movement of enemy supplies and equipment to the forward areas. 3. Restricts the movement of the enemy units in the rear area. 4. Channels the movement of enemy units into predesignated ambush areas. 5. Contaminates enemy supplies and equipment. 6. Inflicts a high rate of casualties on enemy forces.

TASK: Counter Passage of Lines (5-OPFOR-0012)

CONDITION: Enemy forces are in defensive positions, but they are expected to attempt passage-of-lines operations. The opposing forces (OPFOR) received orders to disrupt enemy passage-of-lines operations.

STANDARD: The OPFOR element delays or prevents enemy passage of lines. 1. Delays the passage. 2. Prevents the company from moving all personnel through the stationary unit. 3. Engages the main body of either the moving or the stationary unit.

TASK: Conduct Air Attacks (5-OPFOR-0002)

CONDITION: The opposing forces (OPFOR) element in the rear area has forwarded the positions of the enemy support sites or the locations of moving elements. The OPFOR aircraft have been dispatched to attack enemy installations or convoys.

STANDARD: The OPFOR element attempts to delay, disrupt, or damage the enemy targets by air. 1. Locates the target (support sites or convoys). 2. Makes attack runs on the designated targets. 3. Inflicts heavy damage to the selected target. 4. Sustains no loss of aircraft. 5. Delays moving the force for more than one hour.

TASK: Conduct a Raid (5-OPFOR-0004)

CONDITION: The opposing forces (OPFOR) element has occupied an objective rally point and has orders to conduct a raid on a combat service support (CSS) base.

STANDARD: The OPFOR element infiltrates the enemy's base and destroys all of the targets. 1. Surprises the enemy forces. 2. Assaults the support base and accomplishes the assigned tasks. 3. Destroys the specified equipment and supplies. 4. Avoids being decisively engaged. 5. Withdraws all personnel from the objective areas within the time prescribed. 6. Obtains all priority intelligence requirements (PIR) from the raid site. 7. Sustains only light casualties from enemy fire.

TASK: Attack (5-OPFOR-0001)

CONDITION: The opposing forces (OPFOR) element has located the enemy. The priority intelligence requirements (PIR) and other intelligence requirements have been obtained by OPFOR patrols. The OPFOR element has automatic and antiarmor weapons and light mortars.

STANDARD: The OPFOR element attempts to seize the terrain, vehicles, or equipment. 1. Develops an attack plan. 2. Surprises the enemy unit's main body. 3. Initiates the attack using a scheme of maneuver that exploits the enemy's flanks, gaps, and weaknesses. 4. Uses covered and concealed routes to approach the enemy forces' flanks, gaps, or weakly held areas. 5. Employs indirect fire to support the attack. 6. Penetrates enemy defenses. 7. Destroys equipment and supplies. 8. Inflicts heavy casualties. 9. Isolates the combat service support (CSS) base by blocking reinforcements. 10. Forces enemy units to displace. 11. Avoids being fixed in one position. 12. Withdraws before the CSS base is reinforced with tactical combat forces.

TASK: Conduct Sniper Operations (5-OPFOR-0006)

CONDITION: The opposing forces (OPFOR) element has assigned snipers (regular or irregular elements) in the enemy's rear area along the main supply route (MSR) and near support sites.

STANDARD: The OPFOR element kills or wounds targets. 1. Sets up a well-concealed location. 2. Engages vehicle drivers or personnel on foot with short bursts of semiautomatic fire. 3. Kills or wounds selected targets. 4. Prevents the position from being discovered by enemy forces. 5. Evacuates the area without being spotted. 6. Reports all specified priority intelligence requirements (PIR) and other intelligence requirements to the OPFOR headquarters (HQ).

TASK: Maintain Contact (5-OPFOR-0003)

CONDITION: The opposing forces (OPFOR) element is engaged with enemy base defense forces. The enemy forces are withdrawing under pressure.

STANDARD: The OPFOR element maintains enemy contact while the enemy withdraws. 1. Engages the enemy forces decisively. 2. Advances the OPFOR as the enemy forces withdraw. 3. Inflicts heavy casualties. 4. Captures the members of the enemy force. 5. Captures documents and equipment. 6. Safeguards captured documents, equipment, and personnel.

TASK: Conduct an Ambush (5-OPFOR-0007)

CONDITION: The enemy is moving in a convoy. The opposing forces (OPFOR) element is positioned along the enemy's route.

STANDARD: The OPFOR element inflicts casualties on the enemy and causes vehicle and equipment damage. 1. Prepares an ambush site before the element arrives. 2. Surprises march element forces. 3. Inflicts heavy casualties within the designated kill zone. 4. Inflicts heavy damage to vehicles and equipment within the designated kill zone. 5. Delays the march element from reaching a specified destination for a specified period of time. 6. Withdraws on order. 7. Sustains no casualties. 8. Reports actions to superiors.

- ELEMENTS:** Company
 Company Headquarters
 Two Float Bridge Platoon Headquarters
 Four Bridge Sections
 Two Bridge Support Sections
 Support Platoon Headquarters
 Maintenance and Equipment Section
 Two Site Support Sections
 Augment

TASK: Prepare for a Friendly Nuclear Strike (03-3-C205.05-T01A)
 (FM 3-4) (FM 3-3)

ITERATION: 1 2 3 4 5 M (Circle)
COMMANDER/LEADER ASSESSMENT: T P U (Circle)

CONDITIONS: The unit receives a strike warning message from higher headquarters (HQ) directing specific actions to be implemented. Some iterations of this task should be performed in MOPP4.

TASK STANDARDS: The unit completes preparations within 30 minutes of a friendly nuclear-strike warning. The time required to perform this task is increased when conducting it in mission-oriented protection posture (MOPP) 4.

TASK STEPS AND PERFORMANCE MEASURES	GO	NO-GO
<p>1. The designated radio operator acknowledges the strike warning message.</p> <ul style="list-style-type: none"> a. Authenticated the call. b. Acknowledged the warning by return message. <p>* 2. The element leader issues a warning order.</p> <ul style="list-style-type: none"> a. Warned subordinate and affected units. b. Ensured that subordinates executed actions as directed. <p>3. Soldiers complete actions before detonation occurs.</p> <ul style="list-style-type: none"> a. Placed vehicles and equipment for the best terrain shielding (hill masses, slopes, culverts, depressions). b. Disconnected nonessential electronic equipment. c. Tied down essential antennas. d. Took down nonessential antennas and antenna leads. e. Improved shelters with consideration for blast, thermal, and radiation effects. <p>NOTE: Add sandbags to shelters, foxholes, or tents in the direction of the strike. Cover openings or position them away from the strike.</p> <ul style="list-style-type: none"> f. Zeroed dosimeters. g. Digital units ensured that the systems were prepared according to the unit's tactical standing operating procedures (TACSOP). h. Secured loose, flammable, or explosive items and food or water containers to protect them from nuclear-weapons effects. 		

TASK PERFORMANCE / EVALUATION SUMMARY BLOCK							
ITERATION	1	2	3	4	5	M	TOTAL
TOTAL TASK STEPS EVALUATED							
TOTAL TASK STEPS "GO"							
TRAINING STATUS "GO"/"NO-GO"							

"*" indicates a leader task step.

SUPPORTING INDIVIDUAL TASKS: NONE

SUPPORTING COLLECTIVE TASKS: NONE

OPFOR TASKS AND STANDARDS

TASK: Disrupt Movement (5-OPFOR-0014)

CONDITION: The enemy is expected to move through the opposing forces (OPFOR) element's area of operations. The OPFOR element has received an operation order (OPORD) or fragmentary order (FRAGO) to disrupt enemy movement. The enemy has the capability to defend with direct fire and antiarmor weapons.

STANDARD: The OPFOR element delays enemy movement. 1. Delays the element. 2. Forces the element to deviate from its route. 3. Prevents the element from reaching its destination. 4. Surprises the element's main body.

TASK: Disrupt Defensive Preparations (5-OPFOR-0018)

CONDITION: The opposing forces (OPFOR) element has located the enemy. Priority intelligence requirements (PIR) and other intelligence requirements obtained by OPFOR patrols indicate that the enemy elements are establishing defensive positions. The OPFOR element has automatic and antiarmor weapons and light mortars.

STANDARD: The OPFOR element disrupts and delays the enemy's defensive preparations. 1. Locates and penetrates the enemy's security system. 2. Forces the enemy to delay defensive preparations. 3. Disrupts the enemy's obstacle preparations.

TASK: Defeat Obstacles (5-OPFOR-0009)

CONDITION: The opposing forces (OPFOR) element encounters an obstacle that blocks the avenue of approach as it advances upon the enemy forces.

STANDARD: The OPFOR element bypasses or breaches the enemy obstacle. 1. Detects the obstacle before halting its main body. 2. Defeats the obstacle. a. Bypasses the obstacle without entering the engagement areas. b. Breaches the obstacle within 45 minutes and passes its entire force through the obstacle. 3. Does not incur degradation to the point that the mission must be discontinued.

TASK: Disrupt a Route Reconnaissance (5-OPFOR-0021)

CONDITION: The enemy is conducting a route reconnaissance. The opposing forces (OPFOR) element is positioned along the enemy's route.

STANDARD: The OPFOR element attempts to disrupt a squad/section conducting a route reconnaissance. 1. Prevents the unit from meeting its specified time schedule. 2. Forces the unit to deviate from its specified route. 3. Prevents the unit from reaching its assigned destination. 4. Surprises the squad/section. 5. Inflicts casualties on the unit.

TASK: Conduct Terrorist and Saboteur Attacks (5-OPFOR-0005)

CONDITION: The opposing forces (OPFOR) element dispatches small teams into the enemy's rear area to disrupt combat service support (CSS) operations.

STANDARD: The enemy sustains disrupted command and control (C2), destroyed equipment and supplies, and light casualties. 1. Locates rear support bases and C2 facilities. 2. Delays and disrupts CSS operations through probes. 3. Infiltrates CSS bases to conduct sabotage and terrorist activities. 4. Inflicts light casualties. 5. Destroys supplies and equipment.

TASK: Disrupt a Net Control Station (NCS) (5-OPFOR-0019)

CONDITION: The enemy has established a NCS. The opposing forces (OPFOR) element has radio and jamming equipment.

STANDARD: The OPFOR element attempts to disrupt an NCS. 1. Attempts to locate the radio frequency that the unit is operating on. 2. Attempts to enter the radio net. 3. Attempts to issue "bogus" orders to a unit on the net. 4. Jams the radio frequency and forces the unit to go to an alternate frequency.

TASK: Disrupt Construction of Vehicle Fighting Positions (5-OPFOR-0020)

CONDITION: The opposing forces (OPFOR) element has located the enemy. The priority intelligence requirements (PIR) and other intelligence obtained by OPFOR patrols indicate the enemy is constructing vehicle fighting positions within its defensive area. The OPFOR element has automatic and antiarmor weapons and light mortars.

STANDARD: The OPFOR element attempts to disrupt the enemy's efforts to establish vehicle fighting positions. 1. Locates the defensive area. 2. Surprises the main body. 3. Penetrates the defensive area with squad-size probes. 4. Inflicts casualties on the unit. 5. Destroys vehicles. 6. Disrupts the unit's preparations (prevents or delays beyond the unit's allotted time).

TASK: Conduct an Aerial Reconnaissance (5-OPFOR-0010)

CONDITION: The opposing forces (OPFOR) headquarters (HQ) element requires intelligence on the locations and identification of enemy elements. An aircraft is dispatched to take photographs and make a visual inspection of the enemy rear area.

STANDARD: The OPFOR element gathers photograph intelligence of the enemy. 1. Photographs the assigned sectors. 2. Makes quick visual checks where the ceiling is low. 3. Locates enemy positions in the area, particularly support and storage bases, and command and control (C2) facilities. 4. Sustains no loss of aircraft. 5. Reports priority intelligence requirements (PIR) and other information requirements to the OPFOR HQ.

TASK: Disrupt an Engineer Reconnaissance (5-OPFOR-0022)

CONDITION: The enemy is conducting an engineer reconnaissance. The opposing forces (OPFOR) element is positioned along the enemy's route.

STANDARD: The OPFOR element disrupts an engineer reconnaissance. 1. Prevents the unit from meeting its specified time schedule. 2. Forces the unit to deviate from its specified route. 3. Prevents the unit from accomplishing its assigned engineer reconnaissance. 4. Surprises the unit conducting the reconnaissance.

TASK: Conduct an Attack (5-OPFOR-0008)

CONDITION: The enemy is conducting tactical operations. The opposing forces (OPFOR) element receives orders to attack the enemy, the area of occupation, or the main supply route (MSR) with smoke.

STANDARD: The OPFOR element disrupts the enemy's movement and smoke operations. 1. Determines the delivery method of the smoke attack. 2. Locates the target. 3. Delivers the smoke attack downwind. 4. Attacks the enemy with smoke, and surge attacks when the enemy responds to the smoke.

TASK: Disrupt Quartering Party Operations (5-OPFOR-0017)

CONDITION: The enemy is conducting quartering party operations. It has established an assembly area (AA) but has not moved in the main body.

STANDARD: The opposing forces (OPFOR) element attempts to disrupt quartering party operations and infiltrate the enemy's AA. 1. Locates the quartering party and the AA. 2. Surprises the main body. 3. Penetrates the AA with squad-size probes. 4. Inflicts personnel casualties and vehicle damage. 5. Disrupts the unit's preparations (prevents or delays beyond the unit's allotted time).

TASK: Disrupt Enemy Movement and Operations Using Tactical Nuclear Weapons (5-OPFOR-0016)

CONDITION: The opposing forces (OPFOR) element has located the enemy. Priority intelligence requirements (PIR) and other intelligence requirements have been obtained by OPFOR patrols. Tactical nuclear weapons are employed against key locations in the rear area.

STANDARD: The OPFOR element disrupts enemy movement and operations. 1. Disrupts or delays the movement of the enemy's equipment and supplies to the forward areas. 2. Destroys enemy equipment and supplies. 3. Inflicts a high rate of nuclear casualties among the enemy forces. 4. Denies the enemy the use of specified areas. 5. Contaminates the enemy's equipment and supplies.

TASK: Disrupt Assembly Area (AA) Activities (5-OPFOR-0013)

CONDITION: Intelligence reports indicate that platoon- and company-size enemy units are operating in the opposing forces (OPFOR) area of operations. Enemy units can defend from AAs with direct fire, antiarmor weapons, and indirect fire. The enemy has close air support (CAS) and nuclear, biological, and chemical (NBC) capabilities.

STANDARD: The OPFOR element locates and disrupts the enemy's AA activities. 1. Locates the element's AA. 2. Probes the AA with squad- or team-size elements. 3. Inflicts more than 5 percent casualties on the element. 4. Disrupts the element's preparations (prevents or delays beyond the element's allotted time).

TASK: Disrupt Enemy Movement and Operations Using Persistent and Nonpersistent Chemical Weapons (5-OPFOR-0015)

CONDITION: The opposing forces (OPFOR) element has located the enemy. Priority intelligence requirements (PIR) and other intelligence requirements have been obtained by OPFOR patrols. The OPFOR units deliver chemical agents, by means of conventional artillery weapons or aircraft, along selected supply routes and key bases in the rear area.

STANDARD: The OPFOR element disrupts enemy movement and operations using persistent and nonpersistent chemical weapons. 1. Delivers chemical agents in low and densely wooded areas. 2. Delays the movement of enemy supplies and equipment to the forward areas. 3. Restricts the movement of the enemy units in the rear area. 4. Channels the movement of enemy units into predesignated ambush areas. 5. Contaminates enemy supplies and equipment. 6. Inflicts a high rate of casualties on enemy forces.

TASK: Counter Passage of Lines (5-OPFOR-0012)

CONDITION: Enemy forces are in defensive positions, but they are expected to attempt passage-of-lines operations. The opposing forces (OPFOR) received orders to disrupt enemy passage-of-lines operations.

STANDARD: The OPFOR element delays or prevents enemy passage of lines. 1. Delays the passage. 2. Prevents the company from moving all personnel through the stationary unit. 3. Engages the main body of either the moving or the stationary unit.

TASK: Conduct Air Attacks (5-OPFOR-0002)

CONDITION: The opposing forces (OPFOR) element in the rear area has forwarded the positions of the enemy support sites or the locations of moving elements. The OPFOR aircraft have been dispatched to attack enemy installations or convoys.

STANDARD: The OPFOR element attempts to delay, disrupt, or damage the enemy targets by air. 1. Locates the target (support sites or convoys). 2. Makes attack runs on the designated targets. 3. Inflicts heavy damage to the selected target. 4. Sustains no loss of aircraft. 5. Delays moving the force for more than one hour.

TASK: Surrender to the Capturing Unit on the Battlefield (5-OPFOR-0024)

CONDITION: The enemy has captured the opposing forces (OPFOR) element's soldiers, documents, and equipment sensitive to the OPFOR tactical operations.

STANDARD: The OPFOR soldiers retain or destroy documents and equipment. The OPFOR element surrenders documents and equipment of no tactical use to the enemy and attempts to conceal or destroy items of tactical value. The OPFOR element attempts escape and evasion. 1. Prevents the successful capture of documents and equipment. 2. Destroys documents and equipment. 3. Removes identifying markings from equipment. 4. Removes unit-identifying insignia. 5. Provides misleading information. 6. Plans an escape. 7. Delays movement to the nearest collection point. 8. Prevents safeguarding of enemy prisoners of war (EPWs) in order to cause embarrassment to the United States (US).

TASK: Conduct a Raid (5-OPFOR-0004)

CONDITION: The opposing forces (OPFOR) element has occupied an objective rally point and has orders to conduct a raid on a combat service support (CSS) base.

STANDARD: The OPFOR element infiltrates the enemy's base and destroys all of the targets. 1. Surprises the enemy forces. 2. Assaults the support base and accomplishes the assigned tasks. 3. Destroys the specified equipment and supplies. 4. Avoids being decisively engaged. 5. Withdraws all personnel from the objective areas within the time prescribed. 6. Obtains all priority intelligence requirements (PIR) from the raid site. 7. Sustains only light casualties from enemy fire.

TASK: Attack (5-OPFOR-0001)

CONDITION: The opposing forces (OPFOR) element has located the enemy. The priority intelligence requirements (PIR) and other intelligence requirements have been obtained by OPFOR patrols. The OPFOR element has automatic and antiarmor weapons and light mortars.

STANDARD: The OPFOR element attempts to seize the terrain, vehicles, or equipment. 1. Develops an attack plan. 2. Surprises the enemy unit's main body. 3. Initiates the attack using a scheme of maneuver that exploits the enemy's flanks, gaps, and weaknesses. 4. Uses covered and concealed routes to approach the enemy forces' flanks, gaps, or weakly held areas. 5. Employs indirect fire to support the attack. 6. Penetrates enemy defenses. 7. Destroys equipment and supplies. 8. Inflicts heavy casualties. 9. Isolates the combat service support (CSS) base by blocking reinforcements. 10. Forces enemy units to displace. 11. Avoids being fixed in one position. 12. Withdraws before the CSS base is reinforced with tactical combat forces.

TASK: Conduct Sniper Operations (5-OPFOR-0006)

CONDITION: The opposing forces (OPFOR) element has assigned snipers (regular or irregular elements) in the enemy's rear area along the main supply route (MSR) and near support sites.

STANDARD: The OPFOR element kills or wounds targets. 1. Sets up a well-concealed location. 2. Engages vehicle drivers or personnel on foot with short bursts of semiautomatic fire. 3. Kills or wounds selected targets. 4. Prevents the position from being discovered by enemy forces. 5. Evacuates the area without being spotted. 6. Reports all specified priority intelligence requirements (PIR) and other intelligence requirements to the OPFOR headquarters (HQ).

TASK: Defend a Minefield (5-OPFOR-0023)

CONDITION: The enemy is conducting a minefield sweeping operation. The opposing forces (OPFOR) element has a minefield placed in the enemy's path. The minefield is under constant observation and fire.

STANDARD: The OPFOR element defends a minefield against an enemy element conducting a minefield sweeping operation. 1. Prevents the unit from detecting the obstacle. 2. Disrupts the minefield sweeping operation. 3. Prevents the unit from conducting the minefield sweeping operation, prevents the unit from moving all personnel through the breach or delays the completion of the minefield sweeping operation for more than 45 minutes.

TASK: Maintain Contact (5-OPFOR-0003)

CONDITION: The opposing forces (OPFOR) element is engaged with enemy base defense forces. The enemy forces are withdrawing under pressure.

STANDARD: The OPFOR element maintains enemy contact while the enemy withdraws. 1. Engages the enemy forces decisively. 2. Advances the OPFOR as the enemy forces withdraw. 3. Inflicts heavy casualties. 4. Captures the members of the enemy force. 5. Captures documents and equipment. 6. Safeguards captured documents, equipment, and personnel.

TASK: Conduct an Ambush (5-OPFOR-0007)

CONDITION: The enemy is moving in a convoy. The opposing forces (OPFOR) element is positioned along the enemy's route.

STANDARD: The OPFOR element inflicts casualties on the enemy and causes vehicle and equipment damage. 1. Prepares an ambush site before the element arrives. 2. Surprises march element forces. 3. Inflicts heavy casualties within the designated kill zone. 4. Inflicts heavy damage to vehicles and equipment within the designated kill zone. 5. Delays the march element from reaching a specified destination for a specified period of time. 6. Withdraws on order. 7. Sustains no casualties. 8. Reports actions to superiors.

- ELEMENTS:** Company
 Company Headquarters
 Two Float Bridge Platoon Headquarters
 Four Bridge Sections
 Two Bridge Support Sections
 Support Platoon Headquarters
 Maintenance and Equipment Section
 Two Site Support Sections
 Augment

TASK: Prepare for a Nuclear Attack (03-3-C206.05-T01A)
 (FM 3-4) (FM 3-100) (FM 3-3)

ITERATION: 1 2 3 4 5 M (Circle)

COMMANDER/LEADER ASSESSMENT: T P U (Circle)

CONDITIONS: The unit receives notice that a nuclear attack is probable and must initiate actions to minimize casualties and damage. Some iterations of this task should be performed in MOPP4.

TASK STANDARDS: The unit hardens and shields positions and equipment and conducts periodic monitoring. The time required to perform this task is increased when conducting it in mission-oriented protection posture (MOPP) 4.

TASK STEPS AND PERFORMANCE MEASURES	GO	NO-GO
<p>* 1. The element leader issues a warning order to subordinate units, ensuring that all soldiers understand the order.</p> <p>2. The unit begins defensive preparation for a nuclear attack.</p> <ul style="list-style-type: none"> a. Placed vehicles and equipment for the best terrain shielding (hill masses, slopes, culverts, depressions). b. Turned off and disconnected nonessential electronic equipment according to the unit's standing operating procedure (SOP). c. Tied down essential antennas. d. Took down nonessential antenna leads according to the unit's SOP or other guidance. e. Improved shelters with consideration for blast, thermal, and radiation effects. f. Zeroed dosimeters. g. Secured loose, flammable, or explosive items and food or water containers to protect them from nuclear-weapons effects. h. Took cover in hardened shelters (if available). i. Used field-expedient shelters. <p>3. The unit takes additional actions consistent with the tactical situation.</p> <ul style="list-style-type: none"> a. Continued periodic monitoring. b. Reported all dose-rate and dosimeter readings to higher headquarters (HQ). 		

TASK PERFORMANCE / EVALUATION SUMMARY BLOCK							
ITERATION	1	2	3	4	5	M	TOTAL
TOTAL TASK STEPS EVALUATED							
TOTAL TASK STEPS "GO"							
TRAINING STATUS "GO"/"NO-GO"							

"*" indicates a leader task step.

SUPPORTING INDIVIDUAL TASKS: NONE

SUPPORTING COLLECTIVE TASKS

Task Number	Task Title
05-2-1218	Conduct Report Procedures

OPFOR TASKS AND STANDARDS

TASK: Disrupt Movement (5-OPFOR-0014)

CONDITION: The enemy is expected to move through the opposing forces (OPFOR) element's area of operations. The OPFOR element has received an operation order (OPORD) or fragmentary order (FRAGO) to disrupt enemy movement. The enemy has the capability to defend with direct fire and antiarmor weapons.

STANDARD: The OPFOR element delays enemy movement. 1. Delays the element. 2. Forces the element to deviate from its route. 3. Prevents the element from reaching its destination. 4. Surprises the element's main body.

TASK: Disrupt Defensive Preparations (5-OPFOR-0018)

CONDITION: The opposing forces (OPFOR) element has located the enemy. Priority intelligence requirements (PIR) and other intelligence requirements obtained by OPFOR patrols indicate that the enemy elements are establishing defensive positions. The OPFOR element has automatic and antiarmor weapons and light mortars.

STANDARD: The OPFOR element disrupts and delays the enemy's defensive preparations. 1. Locates and penetrates the enemy's security system. 2. Forces the enemy to delay defensive preparations. 3. Disrupts the enemy's obstacle preparations.

TASK: Defeat Obstacles (5-OPFOR-0009)

CONDITION: The opposing forces (OPFOR) element encounters an obstacle that blocks the avenue of approach as it advances upon the enemy forces.

STANDARD: The OPFOR element bypasses or breaches the enemy obstacle. 1. Detects the obstacle before halting its main body. 2. Defeats the obstacle. a. Bypasses the obstacle without entering the engagement areas. b. Breaches the obstacle within 45 minutes and passes its entire force through the obstacle. 3. Does not incur degradation to the point that the mission must be discontinued.

TASK: Disrupt a Route Reconnaissance (5-OPFOR-0021)

CONDITION: The enemy is conducting a route reconnaissance. The opposing forces (OPFOR) element is positioned along the enemy's route.

STANDARD: The OPFOR element attempts to disrupt a squad/section conducting a route reconnaissance. 1. Prevents the unit from meeting its specified time schedule. 2. Forces the unit to deviate from its specified route. 3. Prevents the unit from reaching its assigned destination. 4. Surprises the squad/section. 5. Inflicts casualties on the unit.

TASK: Conduct Terrorist and Saboteur Attacks (5-OPFOR-0005)

CONDITION: The opposing forces (OPFOR) element dispatches small teams into the enemy's rear area to disrupt combat service support (CSS) operations.

STANDARD: The enemy sustains disrupted command and control (C2), destroyed equipment and supplies, and light casualties. 1. Locates rear support bases and C2 facilities. 2. Delays and disrupts CSS operations through probes. 3. Infiltrates CSS bases to conduct sabotage and terrorist activities. 4. Inflicts light casualties. 5. Destroys supplies and equipment.

TASK: Disrupt a Net Control Station (NCS) (5-OPFOR-0019)

CONDITION: The enemy has established a NCS. The opposing forces (OPFOR) element has radio and jamming equipment.

STANDARD: The OPFOR element attempts to disrupt an NCS. 1. Attempts to locate the radio frequency that the unit is operating on. 2. Attempts to enter the radio net. 3. Attempts to issue "bogus" orders to a unit on the net. 4. Jams the radio frequency and forces the unit to go to an alternate frequency.

TASK: Disrupt Construction of Vehicle Fighting Positions (5-OPFOR-0020)

CONDITION: The opposing forces (OPFOR) element has located the enemy. The priority intelligence requirements (PIR) and other intelligence obtained by OPFOR patrols indicate the enemy is constructing vehicle fighting positions within its defensive area. The OPFOR element has automatic and antiarmor weapons and light mortars.

STANDARD: The OPFOR element attempts to disrupt the enemy's efforts to establish vehicle fighting positions. 1. Locates the defensive area. 2. Surprises the main body. 3. Penetrates the defensive area with squad-size probes. 4. Inflicts casualties on the unit. 5. Destroys vehicles. 6. Disrupts the unit's preparations (prevents or delays beyond the unit's allotted time).

TASK: Conduct an Aerial Reconnaissance (5-OPFOR-0010)

CONDITION: The opposing forces (OPFOR) headquarters (HQ) element requires intelligence on the locations and identification of enemy elements. An aircraft is dispatched to take photographs and make a visual inspection of the enemy rear area.

STANDARD: The OPFOR element gathers photograph intelligence of the enemy. 1. Photographs the assigned sectors. 2. Makes quick visual checks where the ceiling is low. 3. Locates enemy positions in the area, particularly support and storage bases, and command and control (C2) facilities. 4. Sustains no loss of aircraft. 5. Reports priority intelligence requirements (PIR) and other information requirements to the OPFOR HQ.

TASK: Disrupt an Engineer Reconnaissance (5-OPFOR-0022)

CONDITION: The enemy is conducting an engineer reconnaissance. The opposing forces (OPFOR) element is positioned along the enemy's route.

STANDARD: The OPFOR element disrupts an engineer reconnaissance. 1. Prevents the unit from meeting its specified time schedule. 2. Forces the unit to deviate from its specified route. 3. Prevents the unit from accomplishing its assigned engineer reconnaissance. 4. Surprises the unit conducting the reconnaissance.

TASK: Conduct an Attack (5-OPFOR-0008)

CONDITION: The enemy is conducting tactical operations. The opposing forces (OPFOR) element receives orders to attack the enemy, the area of occupation, or the main supply route (MSR) with smoke.

STANDARD: The OPFOR element disrupts the enemy's movement and smoke operations. 1. Determines the delivery method of the smoke attack. 2. Locates the target. 3. Delivers the smoke attack downwind. 4. Attacks the enemy with smoke, and surge attacks when the enemy responds to the smoke.

TASK: Disrupt Quartering Party Operations (5-OPFOR-0017)

CONDITION: The enemy is conducting quartering party operations. It has established an assembly area (AA) but has not moved in the main body.

STANDARD: The opposing forces (OPFOR) element attempts to disrupt quartering party operations and infiltrate the enemy's AA. 1. Locates the quartering party and the AA. 2. Surprises the main body. 3. Penetrates the AA with squad-size probes. 4. Inflicts personnel casualties and vehicle damage. 5. Disrupts the unit's preparations (prevents or delays beyond the unit's allotted time).

TASK: Disrupt Enemy Movement and Operations Using Tactical Nuclear Weapons (5-OPFOR-0016)

CONDITION: The opposing forces (OPFOR) element has located the enemy. Priority intelligence requirements (PIR) and other intelligence requirements have been obtained by OPFOR patrols. Tactical nuclear weapons are employed against key locations in the rear area.

STANDARD: The OPFOR element disrupts enemy movement and operations. 1. Disrupts or delays the movement of the enemy's equipment and supplies to the forward areas. 2. Destroys enemy equipment and supplies. 3. Inflicts a high rate of nuclear casualties among the enemy forces. 4. Denies the enemy the use of specified areas. 5. Contaminates the enemy's equipment and supplies.

TASK: Disrupt Assembly Area (AA) Activities (5-OPFOR-0013)

CONDITION: Intelligence reports indicate that platoon- and company-size enemy units are operating in the opposing forces (OPFOR) area of operations. Enemy units can defend from AAs with direct fire, antiarmor weapons, and indirect fire. The enemy has close air support (CAS) and nuclear, biological, and chemical (NBC) capabilities.

STANDARD: The OPFOR element locates and disrupts the enemy's AA activities. 1. Locates the element's AA. 2. Probes the AA with squad- or team-size elements. 3. Inflicts more than 5 percent casualties on the element. 4. Disrupts the element's preparations (prevents or delays beyond the element's allotted time).

TASK: Disrupt Enemy Movement and Operations Using Persistent and Nonpersistent Chemical Weapons (5-OPFOR-0015)

CONDITION: The opposing forces (OPFOR) element has located the enemy. Priority intelligence requirements (PIR) and other intelligence requirements have been obtained by OPFOR patrols. The OPFOR units deliver chemical agents, by means of conventional artillery weapons or aircraft, along selected supply routes and key bases in the rear area.

STANDARD: The OPFOR element disrupts enemy movement and operations using persistent and nonpersistent chemical weapons. 1. Delivers chemical agents in low and densely wooded areas. 2. Delays the movement of enemy supplies and equipment to the forward areas. 3. Restricts the movement of the enemy units in the rear area. 4. Channels the movement of enemy units into predesignated ambush areas. 5. Contaminates enemy supplies and equipment. 6. Inflicts a high rate of casualties on enemy forces.

TASK: Counter Passage of Lines (5-OPFOR-0012)

CONDITION: Enemy forces are in defensive positions, but they are expected to attempt passage-of-lines operations. The opposing forces (OPFOR) received orders to disrupt enemy passage-of-lines operations.

STANDARD: The OPFOR element delays or prevents enemy passage of lines. 1. Delays the passage. 2. Prevents the company from moving all personnel through the stationary unit. 3. Engages the main body of either the moving or the stationary unit.

TASK: Conduct Air Attacks (5-OPFOR-0002)

CONDITION: The opposing forces (OPFOR) element in the rear area has forwarded the positions of the enemy support sites or the locations of moving elements. The OPFOR aircraft have been dispatched to attack enemy installations or convoys.

STANDARD: The OPFOR element attempts to delay, disrupt, or damage the enemy targets by air. 1. Locates the target (support sites or convoys). 2. Makes attack runs on the designated targets. 3. Inflicts heavy damage to the selected target. 4. Sustains no loss of aircraft. 5. Delays moving the force for more than one hour.

TASK: Surrender to the Capturing Unit on the Battlefield (5-OPFOR-0024)

CONDITION: The enemy has captured the opposing forces (OPFOR) element's soldiers, documents, and equipment sensitive to the OPFOR tactical operations.

STANDARD: The OPFOR soldiers retain or destroy documents and equipment. The OPFOR element surrenders documents and equipment of no tactical use to the enemy and attempts to conceal or destroy items of tactical value. The OPFOR element attempts escape and evasion. 1. Prevents the successful capture of documents and equipment. 2. Destroys documents and equipment. 3. Removes identifying markings from equipment. 4. Removes unit-identifying insignia. 5. Provides misleading information. 6. Plans an escape. 7. Delays movement to the nearest collection point. 8. Prevents safeguarding of enemy prisoners of war (EPWs) in order to cause embarrassment to the United States (US).

TASK: Conduct a Raid (5-OPFOR-0004)

CONDITION: The opposing forces (OPFOR) element has occupied an objective rally point and has orders to conduct a raid on a combat service support (CSS) base.

STANDARD: The OPFOR element infiltrates the enemy's base and destroys all of the targets. 1. Surprises the enemy forces. 2. Assaults the support base and accomplishes the assigned tasks. 3. Destroys the specified equipment and supplies. 4. Avoids being decisively engaged. 5. Withdraws all personnel from the objective areas within the time prescribed. 6. Obtains all priority intelligence requirements (PIR) from the raid site. 7. Sustains only light casualties from enemy fire.

TASK: Attack (5-OPFOR-0001)

CONDITION: The opposing forces (OPFOR) element has located the enemy. The priority intelligence requirements (PIR) and other intelligence requirements have been obtained by OPFOR patrols. The OPFOR element has automatic and antiarmor weapons and light mortars.

STANDARD: The OPFOR element attempts to seize the terrain, vehicles, or equipment. 1. Develops an attack plan. 2. Surprises the enemy unit's main body. 3. Initiates the attack using a scheme of maneuver that exploits the enemy's flanks, gaps, and weaknesses. 4. Uses covered and concealed routes to approach the enemy forces' flanks, gaps, or weakly held areas. 5. Employs indirect fire to support the attack. 6. Penetrates enemy defenses. 7. Destroys equipment and supplies. 8. Inflicts heavy casualties. 9. Isolates the combat service support (CSS) base by blocking reinforcements. 10. Forces enemy units to displace. 11. Avoids being fixed in one position. 12. Withdraws before the CSS base is reinforced with tactical combat forces.

TASK: Conduct Sniper Operations (5-OPFOR-0006)

CONDITION: The opposing forces (OPFOR) element has assigned snipers (regular or irregular elements) in the enemy's rear area along the main supply route (MSR) and near support sites.

STANDARD: The OPFOR element kills or wounds targets. 1. Sets up a well-concealed location. 2. Engages vehicle drivers or personnel on foot with short bursts of semiautomatic fire. 3. Kills or wounds selected targets. 4. Prevents the position from being discovered by enemy forces. 5. Evacuates the area without being spotted. 6. Reports all specified priority intelligence requirements (PIR) and other intelligence requirements to the OPFOR headquarters (HQ).

TASK: Defend a Minefield (5-OPFOR-0023)

CONDITION: The enemy is conducting a minefield sweeping operation. The opposing forces (OPFOR) element has a minefield placed in the enemy's path. The minefield is under constant observation and fire.

STANDARD: The OPFOR element defends a minefield against an enemy element conducting a minefield sweeping operation. 1. Prevents the unit from detecting the obstacle. 2. Disrupts the minefield sweeping operation. 3. Prevents the unit from conducting the minefield sweeping operation, prevents the unit from moving all personnel through the breach or delays the completion of the minefield sweeping operation for more than 45 minutes.

TASK: Maintain Contact (5-OPFOR-0003)

CONDITION: The opposing forces (OPFOR) element is engaged with enemy base defense forces. The enemy forces are withdrawing under pressure.

STANDARD: The OPFOR element maintains enemy contact while the enemy withdraws. 1. Engages the enemy forces decisively. 2. Advances the OPFOR as the enemy forces withdraw. 3. Inflicts heavy casualties. 4. Captures the members of the enemy force. 5. Captures documents and equipment. 6. Safeguards captured documents, equipment, and personnel.

TASK: Conduct an Ambush (5-OPFOR-0007)

CONDITION: The enemy is moving in a convoy. The opposing forces (OPFOR) element is positioned along the enemy's route.

STANDARD: The OPFOR element inflicts casualties on the enemy and causes vehicle and equipment damage. 1. Prepares an ambush site before the element arrives. 2. Surprises march element forces. 3. Inflicts heavy casualties within the designated kill zone. 4. Inflicts heavy damage to vehicles and equipment within the designated kill zone. 5. Delays the march element from reaching a specified destination for a specified period of time. 6. Withdraws on order. 7. Sustains no casualties. 8. Reports actions to superiors.

- ELEMENTS:** Company
 Company Headquarters
 Two Float Bridge Platoon Headquarters
 Four Bridge Sections
 Two Bridge Support Sections
 Support Platoon Headquarters
 Maintenance and Equipment Section
 Two Site Support Sections
 Augment

TASK: Cross a Radiologically Contaminated Area (03-3-C208.05-T01A)
 (FM 3-3) (FM 3-100) (FM 3-11)
 (FM 3-4)

ITERATION: 1M 2M 3M 4M 5M (Circle)

COMMANDER/LEADER ASSESSMENT: T P U (Circle)

CONDITIONS: The unit receives orders to cross a radiologically contaminated area. The approximate boundaries of the area are known or marked. This task is always performed in MOPP4.

TASK STANDARDS: The unit crosses the contaminated area by the shortest, fastest route available without incurring radiation casualties or spreading contamination. The time required to perform this task is increased when conducting it in mission-oriented protection posture (MOPP) 4.

TASK STEPS AND PERFORMANCE MEASURES	GO	NO-GO
<p>* 1. Unit leaders prepare for the crossing.</p> <ul style="list-style-type: none"> a. Directed individuals who may have been exposed to radioactive dust particles to cover their noses and mouths with handkerchiefs or clean rags, roll their sleeves down, and wear gloves. b. Received operational exposure guidance (OEG) from the commander (turn back dose rate). c. Ensured that radiation, detection, indication, and computation (RADIAC) equipment operators checked the instruments. <p>2. The unit prepares for the crossing.</p> <ul style="list-style-type: none"> a. Identified extra shielding requirements (for example, used sandbags on the vehicle floor). b. Placed externally stored equipment inside the vehicle or covered it with available material. c. Started continuous monitoring. <p>3. The unit crosses the area.</p> <ul style="list-style-type: none"> a. Avoided stirring up dust. b. Kept out of the dust cloud by increasing the intervals and distances between vehicles. c. Conducted movement as rapidly as possible (tracked vehicles should have been buttoned up). <p>4. The unit performs immediate decontamination of personnel and equipment.</p> <ul style="list-style-type: none"> a. Checked for casualties. b. Reported casualties (if applicable). c. Conducted necessary decontamination. d. Evacuated casualties. e. Continued the mission. 		

TASK PERFORMANCE / EVALUATION SUMMARY BLOCK							
ITERATION	1M	2M	3M	4M	5M		TOTAL
TOTAL TASK STEPS EVALUATED							
TOTAL TASK STEPS "GO"							
TRAINING STATUS "GO"/"NO-GO"							

"*" indicates a leader task step.

SUPPORTING INDIVIDUAL TASKS

Task Number	Task Title
031-503-3006	Supervise Radiation Monitoring
031-503-4003	Control Unit Radiation Exposure

SUPPORTING COLLECTIVE TASKS: NONE

OPFOR TASKS AND STANDARDS

TASK: Disrupt Movement (5-OPFOR-0014)

CONDITION: The enemy is expected to move through the opposing forces (OPFOR) element's area of operations. The OPFOR element has received an operation order (OPORD) or fragmentary order (FRAGO) to disrupt enemy movement. The enemy has the capability to defend with direct fire and antiarmor weapons.

STANDARD: The OPFOR element delays enemy movement. 1. Delays the element. 2. Forces the element to deviate from its route. 3. Prevents the element from reaching its destination. 4. Surprises the element's main body.

TASK: Disrupt Defensive Preparations (5-OPFOR-0018)

CONDITION: The opposing forces (OPFOR) element has located the enemy. Priority intelligence requirements (PIR) and other intelligence requirements obtained by OPFOR patrols indicate that the enemy elements are establishing defensive positions. The OPFOR element has automatic and antiarmor weapons and light mortars.

STANDARD: The OPFOR element disrupts and delays the enemy's defensive preparations. 1. Locates and penetrates the enemy's security system. 2. Forces the enemy to delay defensive preparations. 3. Disrupts the enemy's obstacle preparations.

TASK: Defeat Obstacles (5-OPFOR-0009)

CONDITION: The opposing forces (OPFOR) element encounters an obstacle that blocks the avenue of approach as it advances upon the enemy forces.

STANDARD: The OPFOR element bypasses or breaches the enemy obstacle. 1. Detects the obstacle before halting its main body. 2. Defeats the obstacle. a. Bypasses the obstacle without entering the engagement areas. b. Breaches the obstacle within 45 minutes and passes its entire force through the obstacle. 3. Does not incur degradation to the point that the mission must be discontinued.

TASK: Disrupt a Route Reconnaissance (5-OPFOR-0021)

CONDITION: The enemy is conducting a route reconnaissance. The opposing forces (OPFOR) element is positioned along the enemy's route.

STANDARD: The OPFOR element attempts to disrupt a squad/section conducting a route reconnaissance. 1. Prevents the unit from meeting its specified time schedule. 2. Forces the unit to deviate from its specified route. 3. Prevents the unit from reaching its assigned destination. 4. Surprises the squad/section. 5. Inflicts casualties on the unit.

TASK: Conduct Terrorist and Saboteur Attacks (5-OPFOR-0005)

CONDITION: The opposing forces (OPFOR) element dispatches small teams into the enemy's rear area to disrupt combat service support (CSS) operations.

STANDARD: The enemy sustains disrupted command and control (C2), destroyed equipment and supplies, and light casualties. 1. Locates rear support bases and C2 facilities. 2. Delays and disrupts CSS operations through probes. 3. Infiltrates CSS bases to conduct sabotage and terrorist activities. 4. Inflicts light casualties. 5. Destroys supplies and equipment.

TASK: Disrupt a Net Control Station (NCS) (5-OPFOR-0019)

CONDITION: The enemy has established a NCS. The opposing forces (OPFOR) element has radio and jamming equipment.

STANDARD: The OPFOR element attempts to disrupt an NCS. 1. Attempts to locate the radio frequency that the unit is operating on. 2. Attempts to enter the radio net. 3. Attempts to issue "bogus" orders to a unit on the net. 4. Jams the radio frequency and forces the unit to go to an alternate frequency.

TASK: Disrupt Construction of Vehicle Fighting Positions (5-OPFOR-0020)

CONDITION: The opposing forces (OPFOR) element has located the enemy. The priority intelligence requirements (PIR) and other intelligence obtained by OPFOR patrols indicate the enemy is constructing vehicle fighting positions within its defensive area. The OPFOR element has automatic and antiarmor weapons and light mortars.

STANDARD: The OPFOR element attempts to disrupt the enemy's efforts to establish vehicle fighting positions. 1. Locates the defensive area. 2. Surprises the main body. 3. Penetrates the defensive area with squad-size probes. 4. Inflicts casualties on the unit. 5. Destroys vehicles. 6. Disrupts the unit's preparations (prevents or delays beyond the unit's allotted time).

TASK: Conduct an Aerial Reconnaissance (5-OPFOR-0010)

CONDITION: The opposing forces (OPFOR) headquarters (HQ) element requires intelligence on the locations and identification of enemy elements. An aircraft is dispatched to take photographs and make a visual inspection of the enemy rear area.

STANDARD: The OPFOR element gathers photograph intelligence of the enemy. 1. Photographs the assigned sectors. 2. Makes quick visual checks where the ceiling is low. 3. Locates enemy positions in the area, particularly support and storage bases, and command and control (C2) facilities. 4. Sustains no loss of aircraft. 5. Reports priority intelligence requirements (PIR) and other information requirements to the OPFOR HQ.

TASK: Disrupt an Engineer Reconnaissance (5-OPFOR-0022)

CONDITION: The enemy is conducting an engineer reconnaissance. The opposing forces (OPFOR) element is positioned along the enemy's route.

STANDARD: The OPFOR element disrupts an engineer reconnaissance. 1. Prevents the unit from meeting its specified time schedule. 2. Forces the unit to deviate from its specified route. 3. Prevents the unit from accomplishing its assigned engineer reconnaissance. 4. Surprises the unit conducting the reconnaissance.

TASK: Conduct an Attack (5-OPFOR-0008)

CONDITION: The enemy is conducting tactical operations. The opposing forces (OPFOR) element receives orders to attack the enemy, the area of occupation, or the main supply route (MSR) with smoke.

STANDARD: The OPFOR element disrupts the enemy's movement and smoke operations. 1. Determines the delivery method of the smoke attack. 2. Locates the target. 3. Delivers the smoke attack downwind. 4. Attacks the enemy with smoke, and surge attacks when the enemy responds to the smoke.

TASK: Disrupt Quartering Party Operations (5-OPFOR-0017)

CONDITION: The enemy is conducting quartering party operations. It has established an assembly area (AA) but has not moved in the main body.

STANDARD: The opposing forces (OPFOR) element attempts to disrupt quartering party operations and infiltrate the enemy's AA. 1. Locates the quartering party and the AA. 2. Surprises the main body. 3. Penetrates the AA with squad-size probes. 4. Inflicts personnel casualties and vehicle damage. 5. Disrupts the unit's preparations (prevents or delays beyond the unit's allotted time).

TASK: Disrupt Enemy Movement and Operations Using Tactical Nuclear Weapons (5-OPFOR-0016)

CONDITION: The opposing forces (OPFOR) element has located the enemy. Priority intelligence requirements (PIR) and other intelligence requirements have been obtained by OPFOR patrols. Tactical nuclear weapons are employed against key locations in the rear area.

STANDARD: The OPFOR element disrupts enemy movement and operations. 1. Disrupts or delays the movement of the enemy's equipment and supplies to the forward areas. 2. Destroys enemy equipment and supplies. 3. Inflicts a high rate of nuclear casualties among the enemy forces. 4. Denies the enemy the use of specified areas. 5. Contaminates the enemy's equipment and supplies.

TASK: Disrupt Assembly Area (AA) Activities (5-OPFOR-0013)

CONDITION: Intelligence reports indicate that platoon- and company-size enemy units are operating in the opposing forces (OPFOR) area of operations. Enemy units can defend from AAs with direct fire, antiarmor weapons, and indirect fire. The enemy has close air support (CAS) and nuclear, biological, and chemical (NBC) capabilities.

STANDARD: The OPFOR element locates and disrupts the enemy's AA activities. 1. Locates the element's AA. 2. Probes the AA with squad- or team-size elements. 3. Inflicts more than 5 percent casualties on the element. 4. Disrupts the element's preparations (prevents or delays beyond the element's allotted time).

TASK: Disrupt Enemy Movement and Operations Using Persistent and Nonpersistent Chemical Weapons (5-OPFOR-0015)

CONDITION: The opposing forces (OPFOR) element has located the enemy. Priority intelligence requirements (PIR) and other intelligence requirements have been obtained by OPFOR patrols. The OPFOR units deliver chemical agents, by means of conventional artillery weapons or aircraft, along selected supply routes and key bases in the rear area.

STANDARD: The OPFOR element disrupts enemy movement and operations using persistent and nonpersistent chemical weapons. 1. Delivers chemical agents in low and densely wooded areas. 2. Delays the movement of enemy supplies and equipment to the forward areas. 3. Restricts the movement of the enemy units in the rear area. 4. Channels the movement of enemy units into predesignated ambush areas. 5. Contaminates enemy supplies and equipment. 6. Inflicts a high rate of casualties on enemy forces.

TASK: Counter Passage of Lines (5-OPFOR-0012)

CONDITION: Enemy forces are in defensive positions, but they are expected to attempt passage-of-lines operations. The opposing forces (OPFOR) received orders to disrupt enemy passage-of-lines operations.

STANDARD: The OPFOR element delays or prevents enemy passage of lines. 1. Delays the passage. 2. Prevents the company from moving all personnel through the stationary unit. 3. Engages the main body of either the moving or the stationary unit.

TASK: Conduct Air Attacks (5-OPFOR-0002)

CONDITION: The opposing forces (OPFOR) element in the rear area has forwarded the positions of the enemy support sites or the locations of moving elements. The OPFOR aircraft have been dispatched to attack enemy installations or convoys.

STANDARD: The OPFOR element attempts to delay, disrupt, or damage the enemy targets by air. 1. Locates the target (support sites or convoys). 2. Makes attack runs on the designated targets. 3. Inflicts heavy damage to the selected target. 4. Sustains no loss of aircraft. 5. Delays moving the force for more than one hour.

TASK: Surrender to the Capturing Unit on the Battlefield (5-OPFOR-0024)

CONDITION: The enemy has captured the opposing forces (OPFOR) element's soldiers, documents, and equipment sensitive to the OPFOR tactical operations.

STANDARD: The OPFOR soldiers retain or destroy documents and equipment. The OPFOR element surrenders documents and equipment of no tactical use to the enemy and attempts to conceal or destroy items of tactical value. The OPFOR element attempts escape and evasion. 1. Prevents the successful capture of documents and equipment. 2. Destroys documents and equipment. 3. Removes identifying markings from equipment. 4. Removes unit-identifying insignia. 5. Provides misleading information. 6. Plans an escape. 7. Delays movement to the nearest collection point. 8. Prevents safeguarding of enemy prisoners of war (EPWs) in order to cause embarrassment to the United States (US).

TASK: Conduct a Raid (5-OPFOR-0004)

CONDITION: The opposing forces (OPFOR) element has occupied an objective rally point and has orders to conduct a raid on a combat service support (CSS) base.

STANDARD: The OPFOR element infiltrates the enemy's base and destroys all of the targets. 1. Surprises the enemy forces. 2. Assaults the support base and accomplishes the assigned tasks. 3. Destroys the specified equipment and supplies. 4. Avoids being decisively engaged. 5. Withdraws all personnel from the objective areas within the time prescribed. 6. Obtains all priority intelligence requirements (PIR) from the raid site. 7. Sustains only light casualties from enemy fire.

TASK: Attack (5-OPFOR-0001)

CONDITION: The opposing forces (OPFOR) element has located the enemy. The priority intelligence requirements (PIR) and other intelligence requirements have been obtained by OPFOR patrols. The OPFOR element has automatic and antiarmor weapons and light mortars.

STANDARD: The OPFOR element attempts to seize the terrain, vehicles, or equipment. 1. Develops an attack plan. 2. Surprises the enemy unit's main body. 3. Initiates the attack using a scheme of maneuver that exploits the enemy's flanks, gaps, and weaknesses. 4. Uses covered and concealed routes to approach the enemy forces' flanks, gaps, or weakly held areas. 5. Employs indirect fire to support the attack. 6. Penetrates enemy defenses. 7. Destroys equipment and supplies. 8. Inflicts heavy casualties. 9. Isolates the combat service support (CSS) base by blocking reinforcements. 10. Forces enemy units to displace. 11. Avoids being fixed in one position. 12. Withdraws before the CSS base is reinforced with tactical combat forces.

TASK: Conduct Sniper Operations (5-OPFOR-0006)

CONDITION: The opposing forces (OPFOR) element has assigned snipers (regular or irregular elements) in the enemy's rear area along the main supply route (MSR) and near support sites.

STANDARD: The OPFOR element kills or wounds targets. 1. Sets up a well-concealed location. 2. Engages vehicle drivers or personnel on foot with short bursts of semiautomatic fire. 3. Kills or wounds selected targets. 4. Prevents the position from being discovered by enemy forces. 5. Evacuates the area without being spotted. 6. Reports all specified priority intelligence requirements (PIR) and other intelligence requirements to the OPFOR headquarters (HQ).

TASK: Defend a Minefield (5-OPFOR-0023)

CONDITION: The enemy is conducting a minefield sweeping operation. The opposing forces (OPFOR) element has a minefield placed in the enemy's path. The minefield is under constant observation and fire.

STANDARD: The OPFOR element defends a minefield against an enemy element conducting a minefield sweeping operation. 1. Prevents the unit from detecting the obstacle. 2. Disrupts the minefield sweeping operation. 3. Prevents the unit from conducting the minefield sweeping operation, prevents the unit from moving all personnel through the breach or delays the completion of the minefield sweeping operation for more than 45 minutes.

TASK: Maintain Contact (5-OPFOR-0003)

CONDITION: The opposing forces (OPFOR) element is engaged with enemy base defense forces. The enemy forces are withdrawing under pressure.

STANDARD: The OPFOR element maintains enemy contact while the enemy withdraws. 1. Engages the enemy forces decisively. 2. Advances the OPFOR as the enemy forces withdraw. 3. Inflicts heavy casualties. 4. Captures the members of the enemy force. 5. Captures documents and equipment. 6. Safeguards captured documents, equipment, and personnel.

TASK: Conduct an Ambush (5-OPFOR-0007)

CONDITION: The enemy is moving in a convoy. The opposing forces (OPFOR) element is positioned along the enemy's route.

STANDARD: The OPFOR element inflicts casualties on the enemy and causes vehicle and equipment damage. 1. Prepares an ambush site before the element arrives. 2. Surprises march element forces. 3. Inflicts heavy casualties within the designated kill zone. 4. Inflicts heavy damage to vehicles and equipment within the designated kill zone. 5. Delays the march element from reaching a specified destination for a specified period of time. 6. Withdraws on order. 7. Sustains no casualties. 8. Reports actions to superiors.

- ELEMENTS:** Company
 Company Headquarters
 Two Float Bridge Platoon Headquarters
 Four Bridge Sections
 Two Bridge Support Sections
 Support Platoon Headquarters
 Maintenance and Equipment Section
 Two Site Support Sections
 Augment

TASK: React to Smoke Operations (03-3-C209.05-T01A)
 (FM 3-50)

ITERATION: 1 2 3 4 5 M (Circle)
COMMANDER/LEADER ASSESSMENT: T P U (Circle)

CONDITIONS: The unit encounters friendly or enemy smoke while conducting operations. Some iterations of this task should be performed in MOPP4.

TASK STANDARDS: The unit exploits the threat smoke or employs friendly smoke to conceal its own activities and continues the mission. The time required to prepare is increased when conducting this task in mission-oriented protection posture (MOPP) 4.

TASK STEPS AND PERFORMANCE MEASURES	GO	NO-GO
<ol style="list-style-type: none"> 1. The unit does not allow smoke to impede the performance of the mission. <ol style="list-style-type: none"> a. Performed its mission in the presence of smoke. b. Used threat smoke to conceal its own movements. c. Moved to alternate positions to reduce the effects of the threat's use of smoke. d. Considered using countersmoke to conceal their own activities. 2. The unit employs organic smoke-grenade launchers, smoke pots, and smoke hand grenades. <ol style="list-style-type: none"> a. Coordinated smoke operations with the unit commander or the supported unit. b. Determined the wind direction and speed. c. Determined where to release the smoke and where it would travel. d. Determined the duration of the smoke operations. e. Determined the effects of weather conditions on its smoke plan. f. Ensured that the smoke covered an area larger than the unit's position. g. Requested smoke support from other units (if organic systems would not accomplish the task). 3. The unit uses target acquisition and guidance systems. <ol style="list-style-type: none"> a. Determined what available target acquisition and guidance systems were effective in the smoke. b. Requested and used target acquisition and guidance systems that were effective in the smoke. * 4. The noncommissioned officer in charge (NCOIC) requests a resupply of smoke munitions when required. <ol style="list-style-type: none"> a. Requested smoke grenades and smoke pots. b. Distributed smoke grenades and smoke pots. 		

TASK PERFORMANCE / EVALUATION SUMMARY BLOCK							
ITERATION	1	2	3	4	5	M	TOTAL
TOTAL TASK STEPS EVALUATED							
TOTAL TASK STEPS "GO"							
TRAINING STATUS "GO"/"NO-GO"							

"*" indicates a leader task step.

SUPPORTING INDIVIDUAL TASKS: NONE

SUPPORTING COLLECTIVE TASKS: NONE

OPFOR TASKS AND STANDARDS

TASK: Disrupt Assembly Area (AA) Activities (5-OPFOR-0013)

CONDITION: Intelligence reports indicate that platoon- and company-size enemy units are operating in the opposing forces (OPFOR) area of operations. Enemy units can defend from AAs with direct fire, antiarmor weapons, and indirect fire. The enemy has close air support (CAS) and nuclear, biological, and chemical (NBC) capabilities.

STANDARD: The OPFOR element locates and disrupts the enemy's AA activities. 1. Locates the element's AA. 2. Probes the AA with squad- or team-size elements. 3. Inflicts more than 5 percent casualties on the element. 4. Disrupts the element's preparations (prevents or delays beyond the element's allotted time).

TASK: Disrupt Defensive Preparations (5-OPFOR-0018)

CONDITION: The opposing forces (OPFOR) element has located the enemy. Priority intelligence requirements (PIR) and other intelligence requirements obtained by OPFOR patrols indicate that the enemy elements are establishing defensive positions. The OPFOR element has automatic and antiarmor weapons and light mortars.

STANDARD: The OPFOR element disrupts and delays the enemy's defensive preparations. 1. Locates and penetrates the enemy's security system. 2. Forces the enemy to delay defensive preparations. 3. Disrupts the enemy's obstacle preparations.

TASK: Disrupt Movement (5-OPFOR-0014)

CONDITION: The enemy is expected to move through the opposing forces (OPFOR) element's area of operations. The OPFOR element has received an operation order (OPORD) or fragmentary order (FRAGO) to disrupt enemy movement. The enemy has the capability to defend with direct fire and antiarmor weapons.

STANDARD: The OPFOR element delays enemy movement. 1. Delays the element. 2. Forces the element to deviate from its route. 3. Prevents the element from reaching its destination. 4. Surprises the element's main body.

TASK: Counter Passage of Lines (5-OPFOR-0012)

CONDITION: Enemy forces are in defensive positions, but they are expected to attempt passage-of-lines operations. The opposing forces (OPFOR) received orders to disrupt enemy passage-of-lines operations.

STANDARD: The OPFOR element delays or prevents enemy passage of lines. 1. Delays the passage. 2. Prevents the company from moving all personnel through the stationary unit. 3. Engages the main body of either the moving or the stationary unit.

TASK: Defeat Obstacles (5-OPFOR-0009)

CONDITION: The opposing forces (OPFOR) element encounters an obstacle that blocks the avenue of approach as it advances upon the enemy forces.

STANDARD: The OPFOR element bypasses or breaches the enemy obstacle. 1. Detects the obstacle before halting its main body. 2. Defeats the obstacle. a. Bypasses the obstacle without entering the engagement areas. b. Breaches the obstacle within 45 minutes and passes its entire force through the obstacle. 3. Does not incur degradation to the point that the mission must be discontinued.

TASK: Disrupt a Route Reconnaissance (5-OPFOR-0021)

CONDITION: The enemy is conducting a route reconnaissance. The opposing forces (OPFOR) element is positioned along the enemy's route.

STANDARD: The OPFOR element attempts to disrupt a squad/section conducting a route reconnaissance. 1. Prevents the unit from meeting its specified time schedule. 2. Forces the unit to deviate from its specified route. 3. Prevents the unit from reaching its assigned destination. 4. Surprises the squad/section. 5. Inflicts casualties on the unit.

TASK: Conduct Terrorist and Saboteur Attacks (5-OPFOR-0005)

CONDITION: The opposing forces (OPFOR) element dispatches small teams into the enemy's rear area to disrupt combat service support (CSS) operations.

STANDARD: The enemy sustains disrupted command and control (C2), destroyed equipment and supplies, and light casualties. 1. Locates rear support bases and C2 facilities. 2. Delays and disrupts CSS operations through probes. 3. Infiltrates CSS bases to conduct sabotage and terrorist activities. 4. Inflicts light casualties. 5. Destroys supplies and equipment.

TASK: Disrupt a Net Control Station (NCS) (5-OPFOR-0019)

CONDITION: The enemy has established a NCS. The opposing forces (OPFOR) element has radio and jamming equipment.

STANDARD: The OPFOR element attempts to disrupt an NCS. 1. Attempts to locate the radio frequency that the unit is operating on. 2. Attempts to enter the radio net. 3. Attempts to issue "bogus" orders to a unit on the net. 4. Jams the radio frequency and forces the unit to go to an alternate frequency.

TASK: Disrupt Construction of Vehicle Fighting Positions (5-OPFOR-0020)

CONDITION: The opposing forces (OPFOR) element has located the enemy. The priority intelligence requirements (PIR) and other intelligence obtained by OPFOR patrols indicate the enemy is constructing vehicle fighting positions within its defensive area. The OPFOR element has automatic and antiarmor weapons and light mortars.

STANDARD: The OPFOR element attempts to disrupt the enemy's efforts to establish vehicle fighting positions. 1. Locates the defensive area. 2. Surprises the main body. 3. Penetrates the defensive area with squad-size probes. 4. Inflicts casualties on the unit. 5. Destroys vehicles. 6. Disrupts the unit's preparations (prevents or delays beyond the unit's allotted time).

TASK: Conduct an Aerial Reconnaissance (5-OPFOR-0010)

CONDITION: The opposing forces (OPFOR) headquarters (HQ) element requires intelligence on the locations and identification of enemy elements. An aircraft is dispatched to take photographs and make a visual inspection of the enemy rear area.

STANDARD: The OPFOR element gathers photograph intelligence of the enemy. 1. Photographs the assigned sectors. 2. Makes quick visual checks where the ceiling is low. 3. Locates enemy positions in the area, particularly support and storage bases, and command and control (C2) facilities. 4. Sustains no loss of aircraft. 5. Reports priority intelligence requirements (PIR) and other information requirements to the OPFOR HQ.

TASK: Disrupt an Engineer Reconnaissance (5-OPFOR-0022)

CONDITION: The enemy is conducting an engineer reconnaissance. The opposing forces (OPFOR) element is positioned along the enemy's route.

STANDARD: The OPFOR element disrupts an engineer reconnaissance. 1. Prevents the unit from meeting its specified time schedule. 2. Forces the unit to deviate from its specified route. 3. Prevents the unit from accomplishing its assigned engineer reconnaissance. 4. Surprises the unit conducting the reconnaissance.

TASK: Conduct an Attack (5-OPFOR-0008)

CONDITION: The enemy is conducting tactical operations. The opposing forces (OPFOR) element receives orders to attack the enemy, the area of occupation, or the main supply route (MSR) with smoke.

STANDARD: The OPFOR element disrupts the enemy's movement and smoke operations. 1. Determines the delivery method of the smoke attack. 2. Locates the target. 3. Delivers the smoke attack downwind. 4. Attacks the enemy with smoke, and surge attacks when the enemy responds to the smoke.

TASK: Disrupt Quartering Party Operations (5-OPFOR-0017)

CONDITION: The enemy is conducting quartering party operations. It has established an assembly area (AA) but has not moved in the main body.

STANDARD: The opposing forces (OPFOR) element attempts to disrupt quartering party operations and infiltrate the enemy's AA. 1. Locates the quartering party and the AA. 2. Surprises the main body. 3. Penetrates the AA with squad-size probes. 4. Inflicts personnel casualties and vehicle damage. 5. Disrupts the unit's preparations (prevents or delays beyond the unit's allotted time).

TASK: Disrupt Enemy Movement and Operations Using Tactical Nuclear Weapons (5-OPFOR-0016)

CONDITION: The opposing forces (OPFOR) element has located the enemy. Priority intelligence requirements (PIR) and other intelligence requirements have been obtained by OPFOR patrols. Tactical nuclear weapons are employed against key locations in the rear area.

STANDARD: The OPFOR element disrupts enemy movement and operations. 1. Disrupts or delays the movement of the enemy's equipment and supplies to the forward areas. 2. Destroys enemy equipment and supplies. 3. Inflicts a high rate of nuclear casualties among the enemy forces. 4. Denies the enemy the use of specified areas. 5. Contaminates the enemy's equipment and supplies.

TASK: Disrupt Enemy Movement and Operations Using Persistent and Nonpersistent Chemical Weapons (5-OPFOR-0015)

CONDITION: The opposing forces (OPFOR) element has located the enemy. Priority intelligence requirements (PIR) and other intelligence requirements have been obtained by OPFOR patrols. The OPFOR units deliver chemical agents, by means of conventional artillery weapons or aircraft, along selected supply routes and key bases in the rear area.

STANDARD: The OPFOR element disrupts enemy movement and operations using persistent and nonpersistent chemical weapons. 1. Delivers chemical agents in low and densely wooded areas. 2. Delays the movement of enemy supplies and equipment to the forward areas. 3. Restricts the movement of the enemy units in the rear area. 4. Channels the movement of enemy units into predesignated ambush areas. 5. Contaminates enemy supplies and equipment. 6. Inflicts a high rate of casualties on enemy forces.

TASK: Conduct Air Attacks (5-OPFOR-0002)

CONDITION: The opposing forces (OPFOR) element in the rear area has forwarded the positions of the enemy support sites or the locations of moving elements. The OPFOR aircraft have been dispatched to attack enemy installations or convoys.

STANDARD: The OPFOR element attempts to delay, disrupt, or damage the enemy targets by air. 1. Locates the target (support sites or convoys). 2. Makes attack runs on the designated targets. 3. Inflicts heavy damage to the selected target. 4. Sustains no loss of aircraft. 5. Delays moving the force for more than one hour.

TASK: Surrender to the Capturing Unit on the Battlefield (5-OPFOR-0024)

CONDITION: The enemy has captured the opposing forces (OPFOR) element's soldiers, documents, and equipment sensitive to the OPFOR tactical operations.

STANDARD: The OPFOR soldiers retain or destroy documents and equipment. The OPFOR element surrenders documents and equipment of no tactical use to the enemy and attempts to conceal or destroy items of tactical value. The OPFOR element attempts escape and evasion. 1. Prevents the successful capture of documents and equipment. 2. Destroys documents and equipment. 3. Removes identifying markings from equipment. 4. Removes unit-identifying insignia. 5. Provides misleading information. 6. Plans an escape. 7. Delays movement to the nearest collection point. 8. Prevents safeguarding of enemy prisoners of war (EPWs) in order to cause embarrassment to the United States (US).

TASK: Conduct a Raid (5-OPFOR-0004)

CONDITION: The opposing forces (OPFOR) element has occupied an objective rally point and has orders to conduct a raid on a combat service support (CSS) base.

STANDARD: The OPFOR element infiltrates the enemy's base and destroys all of the targets. 1. Surprises the enemy forces. 2. Assaults the support base and accomplishes the assigned tasks. 3. Destroys the specified equipment and supplies. 4. Avoids being decisively engaged. 5. Withdraws all personnel from the objective areas within the time prescribed. 6. Obtains all priority intelligence requirements (PIR) from the raid site. 7. Sustains only light casualties from enemy fire.

TASK: Attack (5-OPFOR-0001)

CONDITION: The opposing forces (OPFOR) element has located the enemy. The priority intelligence requirements (PIR) and other intelligence requirements have been obtained by OPFOR patrols. The OPFOR element has automatic and antiarmor weapons and light mortars.

STANDARD: The OPFOR element attempts to seize the terrain, vehicles, or equipment. 1. Develops an attack plan. 2. Surprises the enemy unit's main body. 3. Initiates the attack using a scheme of maneuver that exploits the enemy's flanks, gaps, and weaknesses. 4. Uses covered and concealed routes to approach the enemy forces' flanks, gaps, or weakly held areas. 5. Employs indirect fire to support the attack. 6. Penetrates enemy defenses. 7. Destroys equipment and supplies. 8. Inflicts heavy casualties. 9. Isolates the combat service support (CSS) base by blocking reinforcements. 10. Forces enemy units to displace. 11. Avoids being fixed in one position. 12. Withdraws before the CSS base is reinforced with tactical combat forces.

TASK: Conduct Sniper Operations (5-OPFOR-0006)

CONDITION: The opposing forces (OPFOR) element has assigned snipers (regular or irregular elements) in the enemy's rear area along the main supply route (MSR) and near support sites.

STANDARD: The OPFOR element kills or wounds targets. 1. Sets up a well-concealed location. 2. Engages vehicle drivers or personnel on foot with short bursts of semiautomatic fire. 3. Kills or wounds selected targets. 4. Prevents the position from being discovered by enemy forces. 5. Evacuates the area without being spotted. 6. Reports all specified priority intelligence requirements (PIR) and other intelligence requirements to the OPFOR headquarters (HQ).

TASK: Defend a Minefield (5-OPFOR-0023)

CONDITION: The enemy is conducting a minefield sweeping operation. The opposing forces (OPFOR) element has a minefield placed in the enemy's path. The minefield is under constant observation and fire.

STANDARD: The OPFOR element defends a minefield against an enemy element conducting a minefield sweeping operation. 1. Prevents the unit from detecting the obstacle. 2. Disrupts the minefield sweeping operation. 3. Prevents the unit from conducting the minefield sweeping operation, prevents the unit from moving all personnel through the breach or delays the completion of the minefield sweeping operation for more than 45 minutes.

TASK: Maintain Contact (5-OPFOR-0003)

CONDITION: The opposing forces (OPFOR) element is engaged with enemy base defense forces. The enemy forces are withdrawing under pressure.

STANDARD: The OPFOR element maintains enemy contact while the enemy withdraws. 1. Engages the enemy forces decisively. 2. Advances the OPFOR as the enemy forces withdraw. 3. Inflicts heavy casualties. 4. Captures the members of the enemy force. 5. Captures documents and equipment. 6. Safeguards captured documents, equipment, and personnel.

TASK: Conduct an Ambush (5-OPFOR-0007)

CONDITION: The enemy is moving in a convoy. The opposing forces (OPFOR) element is positioned along the enemy's route.

STANDARD: The OPFOR element inflicts casualties on the enemy and causes vehicle and equipment damage. 1. Prepares an ambush site before the element arrives. 2. Surprises march element forces. 3. Inflicts heavy casualties within the designated kill zone. 4. Inflicts heavy damage to vehicles and equipment within the designated kill zone. 5. Delays the march element from reaching a specified destination for a specified period of time. 6. Withdraws on order. 7. Sustains no casualties. 8. Reports actions to superiors.

- ELEMENTS:** Company
 Company Headquarters
 Two Float Bridge Platoon Headquarters
 Four Bridge Sections
 Two Bridge Support Sections
 Support Platoon Headquarters
 Maintenance and Equipment Section
 Two Site Support Sections
 Augment

TASK: Respond to the Residual Effects of a Nuclear Attack (03-3-C222.05-T01A)
 (FM 3-4) (FM 3-100) (FM 3-11)
 (FM 3-3)

ITERATION: 1M 2M 3M 4M 5M (Circle)

COMMANDER/LEADER ASSESSMENT: T P U (Circle)

CONDITIONS: The unit is located within a predicted fallout area. The mission does not allow movement from the predicted fallout area. This task is always performed in MOPP4.

TASK STANDARDS: The unit takes actions to minimize exposure to residual radiation. The time required to perform this task is increased when conducting it in mission-oriented protection posture (MOPP) 4.

TASK STEPS AND PERFORMANCE MEASURES	GO	NO-GO
<p>* 1. element leaders prepare the unit for fallout.</p> <ul style="list-style-type: none"> a. Ensured that individuals covered their noses and mouths with handkerchiefs or clean rags, rolled their sleeves down, and wore gloves. b. Covered equipment; munitions; petroleum, oil, and lubricants (POL); and food and water containers or placed them inside shelters or vehicles. c. Used shelters, closed vehicles, or available shielding to protect personnel from fallout. d. Ensured that continuous monitoring was maintained using available nuclear, biological, and chemical (NBC) detection and identification equipment. <p>2. Designated personnel monitor fallout.</p> <ul style="list-style-type: none"> a. Maintained total-dose information using available total-dose instruments. b. Ensured that exposure was minimized while the commander determined if relocation to a clean area was necessary or possible. c. Calculated the optimum time of exit. d. Sent NBC 4 reports to higher headquarters (HQ) using secure means when possible. <p>* 3. The element leader develops a contingency plan.</p> <ul style="list-style-type: none"> a. Used guidance from higher HQ based on the mission and previous radiation exposure. b. Planned for rotation of individuals to minimize exposure. <p>* 4. The element leader submits reports in accordance with unit SOP</p>		

TASK PERFORMANCE / EVALUATION SUMMARY BLOCK							
ITERATION	1M	2M	3M	4M	5M		TOTAL
TOTAL TASK STEPS EVALUATED							
TOTAL TASK STEPS "GO"							
TRAINING STATUS "GO"/"NO-GO"							

"*" indicates a leader task step.

SUPPORTING INDIVIDUAL TASKS

Task Number	Task Title
031-503-3006	Supervise Radiation Monitoring
031-503-4003	Control Unit Radiation Exposure

SUPPORTING COLLECTIVE TASKS: NONE

OPFOR TASKS AND STANDARDS

TASK: Disrupt Defensive Preparations (5-OPFOR-0018)

CONDITION: The opposing forces (OPFOR) element has located the enemy. Priority intelligence requirements (PIR) and other intelligence requirements obtained by OPFOR patrols indicate that the enemy elements are establishing defensive positions. The OPFOR element has automatic and antiarmor weapons and light mortars.

STANDARD: The OPFOR element disrupts and delays the enemy's defensive preparations. 1. Locates and penetrates the enemy's security system. 2. Forces the enemy to delay defensive preparations. 3. Disrupts the enemy's obstacle preparations.

TASK: Disrupt Movement (5-OPFOR-0014)

CONDITION: The enemy is expected to move through the opposing forces (OPFOR) element's area of operations. The OPFOR element has received an operation order (OPORD) or fragmentary order (FRAGO) to disrupt enemy movement. The enemy has the capability to defend with direct fire and antiarmor weapons.

STANDARD: The OPFOR element delays enemy movement. 1. Delays the element. 2. Forces the element to deviate from its route. 3. Prevents the element from reaching its destination. 4. Surprises the element's main body.

TASK: Disrupt Assembly Area (AA) Activities (5-OPFOR-0013)

CONDITION: Intelligence reports indicate that platoon- and company-size enemy units are operating in the opposing forces (OPFOR) area of operations. Enemy units can defend from AAs with direct fire, antiarmor weapons, and indirect fire. The enemy has close air support (CAS) and nuclear, biological, and chemical (NBC) capabilities.

STANDARD: The OPFOR element locates and disrupts the enemy's AA activities. 1. Locates the element's AA. 2. Probes the AA with squad- or team-size elements. 3. Inflicts more than 5 percent casualties on the element. 4. Disrupts the element's preparations (prevents or delays beyond the element's allotted time).

TASK: Defeat Obstacles (5-OPFOR-0009)

CONDITION: The opposing forces (OPFOR) element encounters an obstacle that blocks the avenue of approach as it advances upon the enemy forces.

STANDARD: The OPFOR element bypasses or breaches the enemy obstacle. 1. Detects the obstacle before halting its main body. 2. Defeats the obstacle. a. Bypasses the obstacle without entering the engagement areas. b. Breaches the obstacle within 45 minutes and passes its entire force through the obstacle. 3. Does not incur degradation to the point that the mission must be discontinued.

TASK: Disrupt a Route Reconnaissance (5-OPFOR-0021)

CONDITION: The enemy is conducting a route reconnaissance. The opposing forces (OPFOR) element is positioned along the enemy's route.

STANDARD: The OPFOR element attempts to disrupt a squad/section conducting a route reconnaissance. 1. Prevents the unit from meeting its specified time schedule. 2. Forces the unit to deviate from its specified route. 3. Prevents the unit from reaching its assigned destination. 4. Surprises the squad/section. 5. Inflicts casualties on the unit.

TASK: Conduct Terrorist and Saboteur Attacks (5-OPFOR-0005)

CONDITION: The opposing forces (OPFOR) element dispatches small teams into the enemy's rear area to disrupt combat service support (CSS) operations.

STANDARD: The enemy sustains disrupted command and control (C2), destroyed equipment and supplies, and light casualties. 1. Locates rear support bases and C2 facilities. 2. Delays and disrupts CSS operations through probes. 3. Infiltrates CSS bases to conduct sabotage and terrorist activities. 4. Inflicts light casualties. 5. Destroys supplies and equipment.

TASK: Disrupt a Net Control Station (NCS) (5-OPFOR-0019)

CONDITION: The enemy has established a NCS. The opposing forces (OPFOR) element has radio and jamming equipment.

STANDARD: The OPFOR element attempts to disrupt an NCS. 1. Attempts to locate the radio frequency that the unit is operating on. 2. Attempts to enter the radio net. 3. Attempts to issue "bogus" orders to a unit on the net. 4. Jams the radio frequency and forces the unit to go to an alternate frequency.

TASK: Disrupt Construction of Vehicle Fighting Positions (5-OPFOR-0020)

CONDITION: The opposing forces (OPFOR) element has located the enemy. The priority intelligence requirements (PIR) and other intelligence obtained by OPFOR patrols indicate the enemy is constructing vehicle fighting positions within its defensive area. The OPFOR element has automatic and antiarmor weapons and light mortars.

STANDARD: The OPFOR element attempts to disrupt the enemy's efforts to establish vehicle fighting positions. 1. Locates the defensive area. 2. Surprises the main body. 3. Penetrates the defensive area with squad-size probes. 4. Inflicts casualties on the unit. 5. Destroys vehicles. 6. Disrupts the unit's preparations (prevents or delays beyond the unit's allotted time).

TASK: Conduct an Aerial Reconnaissance (5-OPFOR-0010)

CONDITION: The opposing forces (OPFOR) headquarters (HQ) element requires intelligence on the locations and identification of enemy elements. An aircraft is dispatched to take photographs and make a visual inspection of the enemy rear area.

STANDARD: The OPFOR element gathers photograph intelligence of the enemy. 1. Photographs the assigned sectors. 2. Makes quick visual checks where the ceiling is low. 3. Locates enemy positions in the area, particularly support and storage bases, and command and control (C2) facilities. 4. Sustains no loss of aircraft. 5. Reports priority intelligence requirements (PIR) and other information requirements to the OPFOR HQ.

TASK: Disrupt an Engineer Reconnaissance (5-OPFOR-0022)

CONDITION: The enemy is conducting an engineer reconnaissance. The opposing forces (OPFOR) element is positioned along the enemy's route.

STANDARD: The OPFOR element disrupts an engineer reconnaissance. 1. Prevents the unit from meeting its specified time schedule. 2. Forces the unit to deviate from its specified route. 3. Prevents the unit from accomplishing its assigned engineer reconnaissance. 4. Surprises the unit conducting the reconnaissance.

TASK: Conduct an Attack (5-OPFOR-0008)

CONDITION: The enemy is conducting tactical operations. The opposing forces (OPFOR) element receives orders to attack the enemy, the area of occupation, or the main supply route (MSR) with smoke.

STANDARD: The OPFOR element disrupts the enemy's movement and smoke operations. 1. Determines the delivery method of the smoke attack. 2. Locates the target. 3. Delivers the smoke attack downwind. 4. Attacks the enemy with smoke, and surge attacks when the enemy responds to the smoke.

TASK: Disrupt Quartering Party Operations (5-OPFOR-0017)

CONDITION: The enemy is conducting quartering party operations. It has established an assembly area (AA) but has not moved in the main body.

STANDARD: The opposing forces (OPFOR) element attempts to disrupt quartering party operations and infiltrate the enemy's AA. 1. Locates the quartering party and the AA. 2. Surprises the main body. 3. Penetrates the AA with squad-size probes. 4. Inflicts personnel casualties and vehicle damage. 5. Disrupts the unit's preparations (prevents or delays beyond the unit's allotted time).

TASK: Disrupt Enemy Movement and Operations Using Tactical Nuclear Weapons (5-OPFOR-0016)

CONDITION: The opposing forces (OPFOR) element has located the enemy. Priority intelligence requirements (PIR) and other intelligence requirements have been obtained by OPFOR patrols. Tactical nuclear weapons are employed against key locations in the rear area.

STANDARD: The OPFOR element disrupts enemy movement and operations. 1. Disrupts or delays the movement of the enemy's equipment and supplies to the forward areas. 2. Destroys enemy equipment and supplies. 3. Inflicts a high rate of nuclear casualties among the enemy forces. 4. Denies the enemy the use of specified areas. 5. Contaminates the enemy's equipment and supplies.

TASK: Disrupt Enemy Movement and Operations Using Persistent and Nonpersistent Chemical Weapons (5-OPFOR-0015)

CONDITION: The opposing forces (OPFOR) element has located the enemy. Priority intelligence requirements (PIR) and other intelligence requirements have been obtained by OPFOR patrols. The OPFOR units deliver chemical agents, by means of conventional artillery weapons or aircraft, along selected supply routes and key bases in the rear area.

STANDARD: The OPFOR element disrupts enemy movement and operations using persistent and nonpersistent chemical weapons. 1. Delivers chemical agents in low and densely wooded areas. 2. Delays the movement of enemy supplies and equipment to the forward areas. 3. Restricts the movement of the enemy units in the rear area. 4. Channels the movement of enemy units into predesignated ambush areas. 5. Contaminates enemy supplies and equipment. 6. Inflicts a high rate of casualties on enemy forces.

TASK: Counter Passage of Lines (5-OPFOR-0012)

CONDITION: Enemy forces are in defensive positions, but they are expected to attempt passage-of-lines operations. The opposing forces (OPFOR) received orders to disrupt enemy passage-of-lines operations.

STANDARD: The OPFOR element delays or prevents enemy passage of lines. 1. Delays the passage. 2. Prevents the company from moving all personnel through the stationary unit. 3. Engages the main body of either the moving or the stationary unit.

TASK: Surrender to the Capturing Unit on the Battlefield (5-OPFOR-0024)

CONDITION: The enemy has captured the opposing forces (OPFOR) element's soldiers, documents, and equipment sensitive to the OPFOR tactical operations.

STANDARD: The OPFOR soldiers retain or destroy documents and equipment. The OPFOR element surrenders documents and equipment of no tactical use to the enemy and attempts to conceal or destroy items of tactical value. The OPFOR element attempts escape and evasion. 1. Prevents the successful capture of documents and equipment. 2. Destroys documents and equipment. 3. Removes identifying markings from equipment. 4. Removes unit-identifying insignia. 5. Provides misleading information. 6. Plans an escape. 7. Delays movement to the nearest collection point. 8. Prevents safeguarding of enemy prisoners of war (EPWs) in order to cause embarrassment to the United States (US).

TASK: Conduct Air Attacks (5-OPFOR-0002)

CONDITION: The opposing forces (OPFOR) element in the rear area has forwarded the positions of the enemy support sites or the locations of moving elements. The OPFOR aircraft have been dispatched to attack enemy installations or convoys.

STANDARD: The OPFOR element attempts to delay, disrupt, or damage the enemy targets by air. 1. Locates the target (support sites or convoys). 2. Makes attack runs on the designated targets. 3. Inflicts heavy damage to the selected target. 4. Sustains no loss of aircraft. 5. Delays moving the force for more than one hour.

TASK: Conduct a Raid (5-OPFOR-0004)

CONDITION: The opposing forces (OPFOR) element has occupied an objective rally point and has orders to conduct a raid on a combat service support (CSS) base.

STANDARD: The OPFOR element infiltrates the enemy's base and destroys all of the targets. 1. Surprises the enemy forces. 2. Assaults the support base and accomplishes the assigned tasks. 3. Destroys the specified equipment and supplies. 4. Avoids being decisively engaged. 5. Withdraws all personnel from the objective areas within the time prescribed. 6. Obtains all priority intelligence requirements (PIR) from the raid site. 7. Sustains only light casualties from enemy fire.

TASK: Attack (5-OPFOR-0001)

CONDITION: The opposing forces (OPFOR) element has located the enemy. The priority intelligence requirements (PIR) and other intelligence requirements have been obtained by OPFOR patrols. The OPFOR element has automatic and antiarmor weapons and light mortars.

STANDARD: The OPFOR element attempts to seize the terrain, vehicles, or equipment. 1. Develops an attack plan. 2. Surprises the enemy unit's main body. 3. Initiates the attack using a scheme of maneuver that exploits the enemy's flanks, gaps, and weaknesses. 4. Uses covered and concealed routes to approach the enemy forces' flanks, gaps, or weakly held areas. 5. Employs indirect fire to support the attack. 6. Penetrates enemy defenses. 7. Destroys equipment and supplies. 8. Inflicts heavy casualties. 9. Isolates the combat service support (CSS) base by blocking reinforcements. 10. Forces enemy units to displace. 11. Avoids being fixed in one position. 12. Withdraws before the CSS base is reinforced with tactical combat forces.

TASK: Defend a Minefield (5-OPFOR-0023)

CONDITION: The enemy is conducting a minefield sweeping operation. The opposing forces (OPFOR) element has a minefield placed in the enemy's path. The minefield is under constant observation and fire.

STANDARD: The OPFOR element defends a minefield against an enemy element conducting a minefield sweeping operation. 1. Prevents the unit from detecting the obstacle. 2. Disrupts the minefield sweeping operation. 3. Prevents the unit from conducting the minefield sweeping operation, prevents the unit from moving all personnel through the breach or delays the completion of the minefield sweeping operation for more than 45 minutes.

TASK: Maintain Contact (5-OPFOR-0003)

CONDITION: The opposing forces (OPFOR) element is engaged with enemy base defense forces. The enemy forces are withdrawing under pressure.

STANDARD: The OPFOR element maintains enemy contact while the enemy withdraws. 1. Engages the enemy forces decisively. 2. Advances the OPFOR as the enemy forces withdraw. 3. Inflicts heavy casualties. 4. Captures the members of the enemy force. 5. Captures documents and equipment. 6. Safeguards captured documents, equipment, and personnel.

TASK: Conduct an Ambush (5-OPFOR-0007)

CONDITION: The enemy is moving in a convoy. The opposing forces (OPFOR) element is positioned along the enemy's route.

STANDARD: The OPFOR element inflicts casualties on the enemy and causes vehicle and equipment damage. 1. Prepares an ambush site before the element arrives. 2. Surprises march element forces. 3. Inflicts heavy casualties within the designated kill zone. 4. Inflicts heavy damage to vehicles and equipment within the designated kill zone. 5. Delays the march element from reaching a specified destination for a specified period of time. 6. Withdraws on order. 7. Sustains no casualties. 8. Reports actions to superiors.

- ELEMENTS:** Company
 Company Headquarters
 Two Float Bridge Platoon Headquarters
 Four Bridge Sections
 Two Bridge Support Sections
 Support Platoon Headquarters
 Maintenance and Equipment Section
 Two Site Support Sections
 Augment

TASK: Respond to the Initial Effects of a Nuclear Attack (03-3-C223.05-T01A)
 (FM 3-4) (FM 3-100) (FM 3-11)
 (FM 3-3)

ITERATION: 1M 2M 3M 4M 5M (Circle)

COMMANDER/LEADER ASSESSMENT: T P U (Circle)

CONDITIONS: Soldiers observe a brilliant flash of light and/or a mushroom-shaped cloud. This task is always performed in MOPP4.

TASK STANDARDS: The unit takes action to minimize exposure to the initial effects of a nuclear detonation in its area and continues its mission. The time required to perform this task is increased when conducting it in mission-oriented protection posture (MOPP) 4.

TASK STEPS AND PERFORMANCE MEASURES	GO	NO-GO
<ol style="list-style-type: none"> 1. Soldiers take immediate protective actions in response to a nuclear attack. <ol style="list-style-type: none"> a. Without warning, soldiers-- <ol style="list-style-type: none"> (1) Closed their eyes immediately. (2) Dropped to the ground in a prone position, with their head toward the blast, if possible (if in the hatch of an armored vehicle, immediately dropped down inside the vehicle). (3) Kept their heads and their faces down and helmets on. (4) Remained in a prone position until the blast wave passed and all debris stopped falling. b. With warning, soldiers-- <ol style="list-style-type: none"> (1) Identified the best available shelter, such as fighting positions or inside shelters. (2) Moved to the shelter. (3) Took actions to protect themselves from the blast and radiation. (4) Kept clothing loosely fitted and their headgear on at all times. (5) Protected their eyes and minimized exposed skin areas. * 2. Leaders reorganize the unit. <ol style="list-style-type: none"> a. Reestablished the chain of command. b. Reestablished communications. c. Submitted a nuclear, biological, and chemical (NBC) 1 report to the higher headquarters (HQ). d. Treated casualties. e. Reported casualties. f. Evacuated casualties. g. Evaluated facilities for protection from residual radiation. h. Implemented continuous monitoring. i. Submitted a damage assessment to higher HQ. 		

TASK STEPS AND PERFORMANCE MEASURES	GO	NO-GO
j. Initiated an area damage control plan as required. k. Extinguished all fires. * 3. Leaders ensure that weapon systems are operational. 4. Soldiers right overturned vehicles. a. Checked for loss of coolant, fuel, and battery fluids. b. Performed operator's maintenance to restore moderately damaged vehicles to combat use. 5. Soldiers improve cover, if applicable. a. Chose dense covering material. b. Covered in depth. c. Provided strong support. d. Covered as much of the opening as practical.		

TASK PERFORMANCE / EVALUATION SUMMARY BLOCK							
ITERATION	1M	2M	3M	4M	5M		TOTAL
TOTAL TASK STEPS EVALUATED							
TOTAL TASK STEPS "GO"							
TRAINING STATUS "GO"/"NO-GO"							

"*" indicates a leader task step.

SUPPORTING INDIVIDUAL TASKS

Task Number	Task Title
031-503-1018	React to a Nuclear Hazard
031-503-3005	Submit an NBC 1 Report
031-503-3006	Supervise Radiation Monitoring
031-503-4003	Control Unit Radiation Exposure
081-831-1005	Prevent Shock
081-831-1007	Give First Aid for Burns
081-831-1016	Put on a Field or Pressure Dressing
081-831-1017	Put on a Tourniquet
081-831-1025	Apply a Dressing to an Open Abdominal Wound
081-831-1033	Apply a Dressing to an Open Head Wound
081-831-1034	Splint a Suspected Fracture

SUPPORTING COLLECTIVE TASKS: NONE

OPFOR TASKS AND STANDARDS

TASK: Disrupt Defensive Preparations (5-OPFOR-0018)

CONDITION: The opposing forces (OPFOR) element has located the enemy. Priority intelligence requirements (PIR) and other intelligence requirements obtained by OPFOR patrols indicate that the enemy elements are establishing defensive positions. The OPFOR element has automatic and antiarmor weapons and light mortars.

STANDARD: The OPFOR element disrupts and delays the enemy's defensive preparations. 1. Locates and penetrates the enemy's security system. 2. Forces the enemy to delay defensive preparations. 3. Disrupts the enemy's obstacle preparations.

TASK: Disrupt Movement (5-OPFOR-0014)

CONDITION: The enemy is expected to move through the opposing forces (OPFOR) element's area of operations. The OPFOR element has received an operation order (OPORD) or fragmentary order (FRAGO) to disrupt enemy movement. The enemy has the capability to defend with direct fire and antiarmor weapons.

STANDARD: The OPFOR element delays enemy movement. 1. Delays the element. 2. Forces the element to deviate from its route. 3. Prevents the element from reaching its destination. 4. Surprises the element's main body.

TASK: Defeat Obstacles (5-OPFOR-0009)

CONDITION: The opposing forces (OPFOR) element encounters an obstacle that blocks the avenue of approach as it advances upon the enemy forces.

STANDARD: The OPFOR element bypasses or breaches the enemy obstacle. 1. Detects the obstacle before halting its main body. 2. Defeats the obstacle. a. Bypasses the obstacle without entering the engagement areas. b. Breaches the obstacle within 45 minutes and passes its entire force through the obstacle. 3. Does not incur degradation to the point that the mission must be discontinued.

TASK: Disrupt a Route Reconnaissance (5-OPFOR-0021)

CONDITION: The enemy is conducting a route reconnaissance. The opposing forces (OPFOR) element is positioned along the enemy's route.

STANDARD: The OPFOR element attempts to disrupt a squad/section conducting a route reconnaissance. 1. Prevents the unit from meeting its specified time schedule. 2. Forces the unit to deviate from its specified route. 3. Prevents the unit from reaching its assigned destination. 4. Surprises the squad/section. 5. Inflicts casualties on the unit.

TASK: Conduct Terrorist and Saboteur Attacks (5-OPFOR-0005)

CONDITION: The opposing forces (OPFOR) element dispatches small teams into the enemy's rear area to disrupt combat service support (CSS) operations.

STANDARD: The enemy sustains disrupted command and control (C2), destroyed equipment and supplies, and light casualties. 1. Locates rear support bases and C2 facilities. 2. Delays and disrupts CSS operations through probes. 3. Infiltrates CSS bases to conduct sabotage and terrorist activities. 4. Inflicts light casualties. 5. Destroys supplies and equipment.

TASK: Disrupt a Net Control Station (NCS) (5-OPFOR-0019)

CONDITION: The enemy has established a NCS. The opposing forces (OPFOR) element has radio and jamming equipment.

STANDARD: The OPFOR element attempts to disrupt an NCS. 1. Attempts to locate the radio frequency that the unit is operating on. 2. Attempts to enter the radio net. 3. Attempts to issue "bogus" orders to a unit on the net. 4. Jams the radio frequency and forces the unit to go to an alternate frequency.

TASK: Disrupt Construction of Vehicle Fighting Positions (5-OPFOR-0020)

CONDITION: The opposing forces (OPFOR) element has located the enemy. The priority intelligence requirements (PIR) and other intelligence obtained by OPFOR patrols indicate the enemy is constructing vehicle fighting positions within its defensive area. The OPFOR element has automatic and antiarmor weapons and light mortars.

STANDARD: The OPFOR element attempts to disrupt the enemy's efforts to establish vehicle fighting positions. 1. Locates the defensive area. 2. Surprises the main body. 3. Penetrates the defensive area with squad-size probes. 4. Inflicts casualties on the unit. 5. Destroys vehicles. 6. Disrupts the unit's preparations (prevents or delays beyond the unit's allotted time).

TASK: Conduct an Aerial Reconnaissance (5-OPFOR-0010)

CONDITION: The opposing forces (OPFOR) headquarters (HQ) element requires intelligence on the locations and identification of enemy elements. An aircraft is dispatched to take photographs and make a visual inspection of the enemy rear area.

STANDARD: The OPFOR element gathers photograph intelligence of the enemy. 1. Photographs the assigned sectors. 2. Makes quick visual checks where the ceiling is low. 3. Locates enemy positions in the area, particularly support and storage bases, and command and control (C2) facilities. 4. Sustains no loss of aircraft. 5. Reports priority intelligence requirements (PIR) and other information requirements to the OPFOR HQ.

TASK: Disrupt an Engineer Reconnaissance (5-OPFOR-0022)

CONDITION: The enemy is conducting an engineer reconnaissance. The opposing forces (OPFOR) element is positioned along the enemy's route.

STANDARD: The OPFOR element disrupts an engineer reconnaissance. 1. Prevents the unit from meeting its specified time schedule. 2. Forces the unit to deviate from its specified route. 3. Prevents the unit from accomplishing its assigned engineer reconnaissance. 4. Surprises the unit conducting the reconnaissance.

TASK: Conduct an Attack (5-OPFOR-0008)

CONDITION: The enemy is conducting tactical operations. The opposing forces (OPFOR) element receives orders to attack the enemy, the area of occupation, or the main supply route (MSR) with smoke.

STANDARD: The OPFOR element disrupts the enemy's movement and smoke operations. 1. Determines the delivery method of the smoke attack. 2. Locates the target. 3. Delivers the smoke attack downwind. 4. Attacks the enemy with smoke, and surge attacks when the enemy responds to the smoke.

TASK: Disrupt Quartering Party Operations (5-OPFOR-0017)

CONDITION: The enemy is conducting quartering party operations. It has established an assembly area (AA) but has not moved in the main body.

STANDARD: The opposing forces (OPFOR) element attempts to disrupt quartering party operations and infiltrate the enemy's AA. 1. Locates the quartering party and the AA. 2. Surprises the main body. 3. Penetrates the AA with squad-size probes. 4. Inflicts personnel casualties and vehicle damage. 5. Disrupts the unit's preparations (prevents or delays beyond the unit's allotted time).

TASK: Disrupt Enemy Movement and Operations Using Tactical Nuclear Weapons (5-OPFOR-0016)

CONDITION: The opposing forces (OPFOR) element has located the enemy. Priority intelligence requirements (PIR) and other intelligence requirements have been obtained by OPFOR patrols. Tactical nuclear weapons are employed against key locations in the rear area.

STANDARD: The OPFOR element disrupts enemy movement and operations. 1. Disrupts or delays the movement of the enemy's equipment and supplies to the forward areas. 2. Destroys enemy equipment and supplies. 3. Inflicts a high rate of nuclear casualties among the enemy forces. 4. Denies the enemy the use of specified areas. 5. Contaminates the enemy's equipment and supplies.

TASK: Disrupt Assembly Area (AA) Activities (5-OPFOR-0013)

CONDITION: Intelligence reports indicate that platoon- and company-size enemy units are operating in the opposing forces (OPFOR) area of operations. Enemy units can defend from AAs with direct fire, antiarmor weapons, and indirect fire. The enemy has close air support (CAS) and nuclear, biological, and chemical (NBC) capabilities.

STANDARD: The OPFOR element locates and disrupts the enemy's AA activities. 1. Locates the element's AA. 2. Probes the AA with squad- or team-size elements. 3. Inflicts more than 5 percent casualties on the element. 4. Disrupts the element's preparations (prevents or delays beyond the element's allotted time).

TASK: Disrupt Enemy Movement and Operations Using Persistent and Nonpersistent Chemical Weapons (5-OPFOR-0015)

CONDITION: The opposing forces (OPFOR) element has located the enemy. Priority intelligence requirements (PIR) and other intelligence requirements have been obtained by OPFOR patrols. The OPFOR units deliver chemical agents, by means of conventional artillery weapons or aircraft, along selected supply routes and key bases in the rear area.

STANDARD: The OPFOR element disrupts enemy movement and operations using persistent and nonpersistent chemical weapons. 1. Delivers chemical agents in low and densely wooded areas. 2. Delays the movement of enemy supplies and equipment to the forward areas. 3. Restricts the movement of the enemy units in the rear area. 4. Channels the movement of enemy units into predesignated ambush areas. 5. Contaminates enemy supplies and equipment. 6. Inflicts a high rate of casualties on enemy forces.

TASK: Counter Passage of Lines (5-OPFOR-0012)

CONDITION: Enemy forces are in defensive positions, but they are expected to attempt passage-of-lines operations. The opposing forces (OPFOR) received orders to disrupt enemy passage-of-lines operations.

STANDARD: The OPFOR element delays or prevents enemy passage of lines. 1. Delays the passage. 2. Prevents the company from moving all personnel through the stationary unit. 3. Engages the main body of either the moving or the stationary unit.

TASK: Conduct Air Attacks (5-OPFOR-0002)

CONDITION: The opposing forces (OPFOR) element in the rear area has forwarded the positions of the enemy support sites or the locations of moving elements. The OPFOR aircraft have been dispatched to attack enemy installations or convoys.

STANDARD: The OPFOR element attempts to delay, disrupt, or damage the enemy targets by air. 1. Locates the target (support sites or convoys). 2. Makes attack runs on the designated targets. 3. Inflicts heavy damage to the selected target. 4. Sustains no loss of aircraft. 5. Delays moving the force for more than one hour.

TASK: Surrender to the Capturing Unit on the Battlefield (5-OPFOR-0024)

CONDITION: The enemy has captured the opposing forces (OPFOR) element's soldiers, documents, and equipment sensitive to the OPFOR tactical operations.

STANDARD: The OPFOR soldiers retain or destroy documents and equipment. The OPFOR element surrenders documents and equipment of no tactical use to the enemy and attempts to conceal or destroy items of tactical value. The OPFOR element attempts escape and evasion. 1. Prevents the successful capture of documents and equipment. 2. Destroys documents and equipment. 3. Removes identifying markings from equipment. 4. Removes unit-identifying insignia. 5. Provides misleading information. 6. Plans an escape. 7. Delays movement to the nearest collection point. 8. Prevents safeguarding of enemy prisoners of war (EPWs) in order to cause embarrassment to the United States (US).

TASK: Conduct a Raid (5-OPFOR-0004)

CONDITION: The opposing forces (OPFOR) element has occupied an objective rally point and has orders to conduct a raid on a combat service support (CSS) base.

STANDARD: The OPFOR element infiltrates the enemy's base and destroys all of the targets. 1. Surprises the enemy forces. 2. Assaults the support base and accomplishes the assigned tasks. 3. Destroys the specified equipment and supplies. 4. Avoids being decisively engaged. 5. Withdraws all personnel from the objective areas within the time prescribed. 6. Obtains all priority intelligence requirements (PIR) from the raid site. 7. Sustains only light casualties from enemy fire.

TASK: Attack (5-OPFOR-0001)

CONDITION: The opposing forces (OPFOR) element has located the enemy. The priority intelligence requirements (PIR) and other intelligence requirements have been obtained by OPFOR patrols. The OPFOR element has automatic and antiarmor weapons and light mortars.

STANDARD: The OPFOR element attempts to seize the terrain, vehicles, or equipment. 1. Develops an attack plan. 2. Surprises the enemy unit's main body. 3. Initiates the attack using a scheme of maneuver that exploits the enemy's flanks, gaps, and weaknesses. 4. Uses covered and concealed routes to approach the enemy forces' flanks, gaps, or weakly held areas. 5. Employs indirect fire to support the attack. 6. Penetrates enemy defenses. 7. Destroys equipment and supplies. 8. Inflicts heavy casualties. 9. Isolates the combat service support (CSS) base by blocking reinforcements. 10. Forces enemy units to displace. 11. Avoids being fixed in one position. 12. Withdraws before the CSS base is reinforced with tactical combat forces.

TASK: Defend a Minefield (5-OPFOR-0023)

CONDITION: The enemy is conducting a minefield sweeping operation. The opposing forces (OPFOR) element has a minefield placed in the enemy's path. The minefield is under constant observation and fire.

STANDARD: The OPFOR element defends a minefield against an enemy element conducting a minefield sweeping operation. 1. Prevents the unit from detecting the obstacle. 2. Disrupts the minefield sweeping operation. 3. Prevents the unit from conducting the minefield sweeping operation, prevents the unit from moving all personnel through the breach or delays the completion of the minefield sweeping operation for more than 45 minutes.

TASK: Maintain Contact (5-OPFOR-0003)

CONDITION: The opposing forces (OPFOR) element is engaged with enemy base defense forces. The enemy forces are withdrawing under pressure.

STANDARD: The OPFOR element maintains enemy contact while the enemy withdraws. 1. Engages the enemy forces decisively. 2. Advances the OPFOR as the enemy forces withdraw. 3. Inflicts heavy casualties. 4. Captures the members of the enemy force. 5. Captures documents and equipment. 6. Safeguards captured documents, equipment, and personnel.

TASK: Conduct an Ambush (5-OPFOR-0007)

CONDITION: The enemy is moving in a convoy. The opposing forces (OPFOR) element is positioned along the enemy's route.

STANDARD: The OPFOR element inflicts casualties on the enemy and causes vehicle and equipment damage. 1. Prepares an ambush site before the element arrives. 2. Surprises march element forces. 3. Inflicts heavy casualties within the designated kill zone. 4. Inflicts heavy damage to vehicles and equipment within the designated kill zone. 5. Delays the march element from reaching a specified destination for a specified period of time. 6. Withdraws on order. 7. Sustains no casualties. 8. Reports actions to superiors.

- ELEMENTS:** Company
 Company Headquarters
 Two Float Bridge Platoon Headquarters
 Four Bridge Sections
 Two Bridge Support Sections
 Support Platoon Headquarters
 Maintenance and Equipment Section
 Two Site Support Sections
 Augment

TASK: Conduct Operational Decontamination (03-3-C224.05-T01A)
 (FM 3-5) (FM 3-100) (FM 3-11)

ITERATION: 1M 2M 3M 4M 5M (Circle)

COMMANDER/LEADER ASSESSMENT: T P U (Circle)

CONDITIONS: The unit is operating in a contaminated environment and/or is contaminated. Performance degradation from mission-oriented protection posture (MOPP) 4 is increasing, and protective gear is in danger of penetration by contamination. Time and the tactical situation permit the unit to conduct operational decontamination. Replacement protective gear is available for each soldier. For a nonsupported decontamination, unit decontamination equipment and supplies are available and operational. For a supported decontamination, a decontamination unit is available, operational, and tasked to provide decontamination support. This task is always performed in MOPP4.

TASK STANDARDS: The unit decontaminates its individual gear and conducts MOPP gear exchange (using the buddy system) without sustaining additional casualties from nuclear, biological, and chemical (NBC) contamination. The unit limits the contamination transfer hazard by removing gross chemical contamination on equipment and minimizes contamination on soldiers according to Field Manual (FM) 3-5. The unit reduces radiological contamination to negligible risk levels according to FM 3-5 and reduces chemical and biological contamination to accelerate the weathering process and eventually provide temporary relief from MOPP 4. The time required to perform this task is increased when conducting it in MOPP 4.

TASK STEPS AND PERFORMANCE MEASURES	GO	NO-GO
<p>* 1. The contaminated element leader determines the extent of contamination and establishes decontamination priorities.</p> <ul style="list-style-type: none"> a. Received input from his staff and subordinate leaders. b. Established decontamination priorities. <p>2. The contaminated unit submits a request for decontamination to higher headquarters (HQ). The request should include, as a minimum, the--</p> <ul style="list-style-type: none"> a. Contaminated element's designation. b. Contaminated element's location. c. Contaminated element's frequency and call sign. d. Time that the element became contaminated. e. Number of vehicles and equipment, by type, that were contaminated. f. Type of contamination. g. Special requirements (such as a patient decontamination station, recovery assets, and a unit decontamination team). <p>* 3. The contaminated unit coordinates with higher HQ.</p> <ul style="list-style-type: none"> a. Obtained permission to conduct decontamination and obtain necessary support. 		

TASK STEPS AND PERFORMANCE MEASURES	GO	NO-GO
<p>b. Selected a linkup point to meet supporting elements (a company supply section, a company or battalion power-driven decontamination equipment [PDDE] crew, or a decontamination squad or platoon).</p> <p>c. Coordinated with supporting elements.</p> <p>d. Requested replacement MOPP gear.</p> <p>e. Coordinated with supporting units to determine if they would also conduct a MOPP gear exchange.</p> <p>* 4. The contaminated unit leader and NBC specialist select a site to conduct the operation, ensuring that the site selected provides--</p> <p>a. Adequate overhead concealment.</p> <p>b. Good drainage.</p> <p>c. Easy access and exit (but off the main routes).</p> <p>d. Proximity to a water source large enough to support vehicle wash down.</p> <p>e. An area large enough to accommodate units involved in the operational decontamination (100 square meters for both the vehicle wash-down site and the MOPP gear exchange site).</p> <p>5. The contaminated unit coordinates for operational decontamination support (a company or battalion PDDE crew or a decontamination unit).</p> <p>a. Requested operational decontamination support.</p> <p>b. Notified higher HQ of the area for the operational decontamination.</p> <p>c. Established communications with the decontamination unit.</p> <p>d. Ensured that the decontamination unit knew the locations of the linkup and the selected decontamination sites.</p> <p>6. The contaminated unit and supporting units move to the decontamination site.</p> <p>a. Met at the linkup point as coordinated.</p> <p>b. The contaminated unit provided security at both the linkup point and the decontamination site.</p> <p>7. The elements prepare for operational decontamination.</p> <p>a. Set up the decontamination site.</p> <p>(1) The supporting decontamination element crew set up the vehicle wash-down site.</p> <p>(2) The contaminated unit set up the MOPP gear exchange site not less than 50 meters upwind of the vehicle wash-down site.</p> <p>(3) The remainder of the element prepared its equipment for decontamination.</p> <p>b. Conducted preparatory actions in the predecontamination area.</p> <p>(1) Vehicle crews (except for the operators) dismounted unless they had an operational overpressure system and an uncontaminated interior.</p> <p>(2) Dismounted crews removed mud and camouflage from the vehicles.</p> <p>NOTE: The contaminated element provides personnel to do this when the crews do not dismount.</p> <p>(3) Separated vehicles and dismounted crews.</p> <p>(a) Ensured that vehicle operators were briefed (included the use of overhead cover and concealment and the proper intervals).</p> <p>(b) Ensured that vehicles were buttoned up; for example, all doors, hatches, and other openings were closed or covered.</p> <p>(4) Moved vehicles (with operators) to the vehicle wash-down site.</p> <p>(5) Moved dismounted crews and all other soldiers in the contaminated unit to the MOPP gear exchange site.</p>		

TASK STEPS AND PERFORMANCE MEASURES	GO	NO-GO
<p>* 8. The noncommissioned officer in charge (NCOIC) of the decontamination unit supervises the operation of the vehicle wash-down site, ensuring that vehicle operators--</p> <ul style="list-style-type: none"> a. Maintained the proper interval between vehicles while processing through the wash-down station. b. Washed vehicles properly. <ul style="list-style-type: none"> (1) Started at the top and worked down. (2) Sprayed hot, soapy water for 2 to 3 minutes per vehicle. (3) Monitored water consumption. c. Moved to the assembly area (AA) after the vehicle's wash down. d. Moved to the MOPP gear exchange site and conducted MOPP gear exchange. <p>9. The contaminated unit conducts MOPP gear exchange.</p> <ul style="list-style-type: none"> a. Prepared the equipment decontamination station (with supertropical bleach [STB] dry mix). b. Briefed MOPP gear exchange participants on procedures to be followed. c. Placed the decontaminated individual equipment on a clean surface (such as plastic, a poncho, or similar material). d. Exchanged the MOPP gear using the buddy system. e. Moved soldiers to the AA after completing the MOPP gear exchange. <p>NOTES:</p> <ul style="list-style-type: none"> 1. Ensure that the supporting units have the opportunity to use the MOPP gear exchange site before proceeding. 2. The supporting decontamination unit cleans and marks the site and reports the area of contamination (using an NBC 4 report) to higher HQ. <p>*10. Unit leaders account for all personnel and equipment after completing the operational decontamination.</p> <p>*11. The contaminated unit leader reports to higher HQ.</p> <ul style="list-style-type: none"> a. Reported the completion and location of the vehicle wash-down and MOPP gear exchange decontamination sites. b. Requested permission to perform unmasking procedures if, through testing, no hazards were detected. c. Determined the adequacy of decontamination and adjusted the MOPP level as required (after obtaining approval from higher HQ). <p>12. The contaminated unit continues the mission.</p>		

TASK PERFORMANCE / EVALUATION SUMMARY BLOCK							
ITERATION	1M	2M	3M	4M	5M		TOTAL
TOTAL TASK STEPS EVALUATED							
TOTAL TASK STEPS "GO"							
TRAINING STATUS "GO"/"NO-GO"							

"*" indicates a leader task step.

SUPPORTING INDIVIDUAL TASKS

Task Number	Task Title
031-503-1023	Protect Yourself From NBC Injury/Contamination When Changing Mission-Oriented Protective Posture (MOPP) Gear
031-503-3006	Supervise Radiation Monitoring

SUPPORTING COLLECTIVE TASKS: NONE

OPFOR TASKS AND STANDARDS

TASK: Disrupt Defensive Preparations (5-OPFOR-0018)

CONDITION: The opposing forces (OPFOR) element has located the enemy. Priority intelligence requirements (PIR) and other intelligence requirements obtained by OPFOR patrols indicate that the enemy elements are establishing defensive positions. The OPFOR element has automatic and antiarmor weapons and light mortars.

STANDARD: The OPFOR element disrupts and delays the enemy's defensive preparations. 1. Locates and penetrates the enemy's security system. 2. Forces the enemy to delay defensive preparations. 3. Disrupts the enemy's obstacle preparations.

TASK: Disrupt Movement (5-OPFOR-0014)

CONDITION: The enemy is expected to move through the opposing forces (OPFOR) element's area of operations. The OPFOR element has received an operation order (OPORD) or fragmentary order (FRAGO) to disrupt enemy movement. The enemy has the capability to defend with direct fire and antiarmor weapons.

STANDARD: The OPFOR element delays enemy movement. 1. Delays the element. 2. Forces the element to deviate from its route. 3. Prevents the element from reaching its destination. 4. Surprises the element's main body.

TASK: Defeat Obstacles (5-OPFOR-0009)

CONDITION: The opposing forces (OPFOR) element encounters an obstacle that blocks the avenue of approach as it advances upon the enemy forces.

STANDARD: The OPFOR element bypasses or breaches the enemy obstacle. 1. Detects the obstacle before halting its main body. 2. Defeats the obstacle. a. Bypasses the obstacle without entering the engagement areas. b. Breaches the obstacle within 45 minutes and passes its entire force through the obstacle. 3. Does not incur degradation to the point that the mission must be discontinued.

TASK: Disrupt a Route Reconnaissance (5-OPFOR-0021)

CONDITION: The enemy is conducting a route reconnaissance. The opposing forces (OPFOR) element is positioned along the enemy's route.

STANDARD: The OPFOR element attempts to disrupt a squad/section conducting a route reconnaissance. 1. Prevents the unit from meeting its specified time schedule. 2. Forces the unit to deviate from its specified route. 3. Prevents the unit from reaching its assigned destination. 4. Surprises the squad/section. 5. Inflicts casualties on the unit.

TASK: Conduct Terrorist and Saboteur Attacks (5-OPFOR-0005)

CONDITION: The opposing forces (OPFOR) element dispatches small teams into the enemy's rear area to disrupt combat service support (CSS) operations.

STANDARD: The enemy sustains disrupted command and control (C2), destroyed equipment and supplies, and light casualties. 1. Locates rear support bases and C2 facilities. 2. Delays and disrupts CSS operations through probes. 3. Infiltrates CSS bases to conduct sabotage and terrorist activities. 4. Inflicts light casualties. 5. Destroys supplies and equipment.

TASK: Disrupt a Net Control Station (NCS) (5-OPFOR-0019)

CONDITION: The enemy has established a NCS. The opposing forces (OPFOR) element has radio and jamming equipment.

STANDARD: The OPFOR element attempts to disrupt an NCS. 1. Attempts to locate the radio frequency that the unit is operating on. 2. Attempts to enter the radio net. 3. Attempts to issue "bogus" orders to a unit on the net. 4. Jams the radio frequency and forces the unit to go to an alternate frequency.

TASK: Disrupt Construction of Vehicle Fighting Positions (5-OPFOR-0020)

CONDITION: The opposing forces (OPFOR) element has located the enemy. The priority intelligence requirements (PIR) and other intelligence obtained by OPFOR patrols indicate the enemy is constructing vehicle fighting positions within its defensive area. The OPFOR element has automatic and antiarmor weapons and light mortars.

STANDARD: The OPFOR element attempts to disrupt the enemy's efforts to establish vehicle fighting positions. 1. Locates the defensive area. 2. Surprises the main body. 3. Penetrates the defensive area with squad-size probes. 4. Inflicts casualties on the unit. 5. Destroys vehicles. 6. Disrupts the unit's preparations (prevents or delays beyond the unit's allotted time).

TASK: Conduct an Aerial Reconnaissance (5-OPFOR-0010)

CONDITION: The opposing forces (OPFOR) headquarters (HQ) element requires intelligence on the locations and identification of enemy elements. An aircraft is dispatched to take photographs and make a visual inspection of the enemy rear area.

STANDARD: The OPFOR element gathers photograph intelligence of the enemy. 1. Photographs the assigned sectors. 2. Makes quick visual checks where the ceiling is low. 3. Locates enemy positions in the area, particularly support and storage bases, and command and control (C2) facilities. 4. Sustains no loss of aircraft. 5. Reports priority intelligence requirements (PIR) and other information requirements to the OPFOR HQ.

TASK: Disrupt an Engineer Reconnaissance (5-OPFOR-0022)

CONDITION: The enemy is conducting an engineer reconnaissance. The opposing forces (OPFOR) element is positioned along the enemy's route.

STANDARD: The OPFOR element disrupts an engineer reconnaissance. 1. Prevents the unit from meeting its specified time schedule. 2. Forces the unit to deviate from its specified route. 3. Prevents the unit from accomplishing its assigned engineer reconnaissance. 4. Surprises the unit conducting the reconnaissance.

TASK: Conduct an Attack (5-OPFOR-0008)

CONDITION: The enemy is conducting tactical operations. The opposing forces (OPFOR) element receives orders to attack the enemy, the area of occupation, or the main supply route (MSR) with smoke.

STANDARD: The OPFOR element disrupts the enemy's movement and smoke operations. 1. Determines the delivery method of the smoke attack. 2. Locates the target. 3. Delivers the smoke attack downwind. 4. Attacks the enemy with smoke, and surge attacks when the enemy responds to the smoke.

TASK: Disrupt Quartering Party Operations (5-OPFOR-0017)

CONDITION: The enemy is conducting quartering party operations. It has established an assembly area (AA) but has not moved in the main body.

STANDARD: The opposing forces (OPFOR) element attempts to disrupt quartering party operations and infiltrate the enemy's AA. 1. Locates the quartering party and the AA. 2. Surprises the main body. 3. Penetrates the AA with squad-size probes. 4. Inflicts personnel casualties and vehicle damage. 5. Disrupts the unit's preparations (prevents or delays beyond the unit's allotted time).

TASK: Disrupt Enemy Movement and Operations Using Tactical Nuclear Weapons (5-OPFOR-0016)

CONDITION: The opposing forces (OPFOR) element has located the enemy. Priority intelligence requirements (PIR) and other intelligence requirements have been obtained by OPFOR patrols. Tactical nuclear weapons are employed against key locations in the rear area.

STANDARD: The OPFOR element disrupts enemy movement and operations. 1. Disrupts or delays the movement of the enemy's equipment and supplies to the forward areas. 2. Destroys enemy equipment and supplies. 3. Inflicts a high rate of nuclear casualties among the enemy forces. 4. Denies the enemy the use of specified areas. 5. Contaminates the enemy's equipment and supplies.

TASK: Disrupt Assembly Area (AA) Activities (5-OPFOR-0013)

CONDITION: Intelligence reports indicate that platoon- and company-size enemy units are operating in the opposing forces (OPFOR) area of operations. Enemy units can defend from AAs with direct fire, antiarmor weapons, and indirect fire. The enemy has close air support (CAS) and nuclear, biological, and chemical (NBC) capabilities.

STANDARD: The OPFOR element locates and disrupts the enemy's AA activities. 1. Locates the element's AA. 2. Probes the AA with squad- or team-size elements. 3. Inflicts more than 5 percent casualties on the element. 4. Disrupts the element's preparations (prevents or delays beyond the element's allotted time).

TASK: Disrupt Enemy Movement and Operations Using Persistent and Nonpersistent Chemical Weapons (5-OPFOR-0015)

CONDITION: The opposing forces (OPFOR) element has located the enemy. Priority intelligence requirements (PIR) and other intelligence requirements have been obtained by OPFOR patrols. The OPFOR units deliver chemical agents, by means of conventional artillery weapons or aircraft, along selected supply routes and key bases in the rear area.

STANDARD: The OPFOR element disrupts enemy movement and operations using persistent and nonpersistent chemical weapons. 1. Delivers chemical agents in low and densely wooded areas. 2. Delays the movement of enemy supplies and equipment to the forward areas. 3. Restricts the movement of the enemy units in the rear area. 4. Channels the movement of enemy units into predesignated ambush areas. 5. Contaminates enemy supplies and equipment. 6. Inflicts a high rate of casualties on enemy forces.

TASK: Counter Passage of Lines (5-OPFOR-0012)

CONDITION: Enemy forces are in defensive positions, but they are expected to attempt passage-of-lines operations. The opposing forces (OPFOR) received orders to disrupt enemy passage-of-lines operations.

STANDARD: The OPFOR element delays or prevents enemy passage of lines. 1. Delays the passage. 2. Prevents the company from moving all personnel through the stationary unit. 3. Engages the main body of either the moving or the stationary unit.

TASK: Conduct Air Attacks (5-OPFOR-0002)

CONDITION: The opposing forces (OPFOR) element in the rear area has forwarded the positions of the enemy support sites or the locations of moving elements. The OPFOR aircraft have been dispatched to attack enemy installations or convoys.

STANDARD: The OPFOR element attempts to delay, disrupt, or damage the enemy targets by air. 1. Locates the target (support sites or convoys). 2. Makes attack runs on the designated targets. 3. Inflicts heavy damage to the selected target. 4. Sustains no loss of aircraft. 5. Delays moving the force for more than one hour.

TASK: Surrender to the Capturing Unit on the Battlefield (5-OPFOR-0024)

CONDITION: The enemy has captured the opposing forces (OPFOR) element's soldiers, documents, and equipment sensitive to the OPFOR tactical operations.

STANDARD: The OPFOR soldiers retain or destroy documents and equipment. The OPFOR element surrenders documents and equipment of no tactical use to the enemy and attempts to conceal or destroy items of tactical value. The OPFOR element attempts escape and evasion. 1. Prevents the successful capture of documents and equipment. 2. Destroys documents and equipment. 3. Removes identifying markings from equipment. 4. Removes unit-identifying insignia. 5. Provides misleading information. 6. Plans an escape. 7. Delays movement to the nearest collection point. 8. Prevents safeguarding of enemy prisoners of war (EPWs) in order to cause embarrassment to the United States (US).

TASK: Conduct a Raid (5-OPFOR-0004)

CONDITION: The opposing forces (OPFOR) element has occupied an objective rally point and has orders to conduct a raid on a combat service support (CSS) base.

STANDARD: The OPFOR element infiltrates the enemy's base and destroys all of the targets. 1. Surprises the enemy forces. 2. Assaults the support base and accomplishes the assigned tasks. 3. Destroys the specified equipment and supplies. 4. Avoids being decisively engaged. 5. Withdraws all personnel from the objective areas within the time prescribed. 6. Obtains all priority intelligence requirements (PIR) from the raid site. 7. Sustains only light casualties from enemy fire.

TASK: Attack (5-OPFOR-0001)

CONDITION: The opposing forces (OPFOR) element has located the enemy. The priority intelligence requirements (PIR) and other intelligence requirements have been obtained by OPFOR patrols. The OPFOR element has automatic and antiarmor weapons and light mortars.

STANDARD: The OPFOR element attempts to seize the terrain, vehicles, or equipment. 1. Develops an attack plan. 2. Surprises the enemy unit's main body. 3. Initiates the attack using a scheme of maneuver that exploits the enemy's flanks, gaps, and weaknesses. 4. Uses covered and concealed routes to approach the enemy forces' flanks, gaps, or weakly held areas. 5. Employs indirect fire to support the attack. 6. Penetrates enemy defenses. 7. Destroys equipment and supplies. 8. Inflicts heavy casualties. 9. Isolates the combat service support (CSS) base by blocking reinforcements. 10. Forces enemy units to displace. 11. Avoids being fixed in one position. 12. Withdraws before the CSS base is reinforced with tactical combat forces.

TASK: Defend a Minefield (5-OPFOR-0023)

CONDITION: The enemy is conducting a minefield sweeping operation. The opposing forces (OPFOR) element has a minefield placed in the enemy's path. The minefield is under constant observation and fire.

STANDARD: The OPFOR element defends a minefield against an enemy element conducting a minefield sweeping operation. 1. Prevents the unit from detecting the obstacle. 2. Disrupts the minefield sweeping operation. 3. Prevents the unit from conducting the minefield sweeping operation, prevents the unit from moving all personnel through the breach or delays the completion of the minefield sweeping operation for more than 45 minutes.

TASK: Maintain Contact (5-OPFOR-0003)

CONDITION: The opposing forces (OPFOR) element is engaged with enemy base defense forces. The enemy forces are withdrawing under pressure.

STANDARD: The OPFOR element maintains enemy contact while the enemy withdraws. 1. Engages the enemy forces decisively. 2. Advances the OPFOR as the enemy forces withdraw. 3. Inflicts heavy casualties. 4. Captures the members of the enemy force. 5. Captures documents and equipment. 6. Safeguards captured documents, equipment, and personnel.

TASK: Conduct an Ambush (5-OPFOR-0007)

CONDITION: The enemy is moving in a convoy. The opposing forces (OPFOR) element is positioned along the enemy's route.

STANDARD: The OPFOR element inflicts casualties on the enemy and causes vehicle and equipment damage. 1. Prepares an ambush site before the element arrives. 2. Surprises march element forces. 3. Inflicts heavy casualties within the designated kill zone. 4. Inflicts heavy damage to vehicles and equipment within the designated kill zone. 5. Delays the march element from reaching a specified destination for a specified period of time. 6. Withdraws on order. 7. Sustains no casualties. 8. Reports actions to superiors.

ELEMENTS: Company
 Company Headquarters
 Two Float Bridge Platoon Headquarters
 Four Bridge Sections
 Two Bridge Support Sections
 Support Platoon Headquarters
 Maintenance and Equipment Section
 Two Site Support Sections
 Augment

TASK: Cross a Chemically Contaminated Area (03-3-C226.05-T01A)
 (FM 3-3)

ITERATION: 1M 2M 3M 4M 5M (Circle)

COMMANDER/LEADER ASSESSMENT: T P U (Circle)

CONDITIONS: The unit is en route to a new location on a designated route. The unit cannot move off that route and still complete its assigned mission. The unit discovers contamination on the route and is directed to cross the contaminated area. This task is always performed in MOPP4.

TASK STANDARDS: The unit crosses the contaminated area without suffering chemical-agent casualties. The time required to perform this task is increased when conducting it in mission-oriented protection posture (MOPP) 4.

TASK STEPS AND PERFORMANCE MEASURES	GO	NO-GO
<p>* 1. The element leader selects a route across the contaminated area.</p> <ul style="list-style-type: none"> a. Used a nuclear, biological, and chemical (NBC) 5 (chemical) report and/or reconnaissance reports to select a route. b. Selected a route that minimized exposure consistent with the mission. c. Obtained a route clearance and approval. <p>2. The element prepares to cross the area.</p> <ul style="list-style-type: none"> a. Assumed MOPP 4 for crossing the area. b. Ensured that all drivers, vehicle commanders, and leaders knew the march route or had strip maps. c. Ensured that all vehicles were buttoned up (mounted movement). d. Placed externally stored equipment inside the vehicle or covered it with available material. e. Attached M9 detector paper to soldiers and vehicles to provide warning of contamination. <p>3. The element crosses the area.</p> <ul style="list-style-type: none"> a. Avoided low ground, overhanging branches, and brush to the extent allowed by the tactical situation. b. Conducted dismounted movement, if necessary, as rapidly as possible. c. Crossed the area as quickly and as carefully as possible. <p>4. The element exits the contaminated area.</p> <ul style="list-style-type: none"> a. Checked for casualties. b. Reported casualties, if applicable. c. Conducted necessary decontamination. d. Continued the mission. 		

TASK PERFORMANCE / EVALUATION SUMMARY BLOCK							
ITERATION	1M	2M	3M	4M	5M		TOTAL
TOTAL TASK STEPS EVALUATED							
TOTAL TASK STEPS "GO"							
TRAINING STATUS "GO"/"NO-GO"							

"*" indicates a leader task step.

SUPPORTING INDIVIDUAL TASKS

Task Number	Task Title
031-503-1014	Identify Chemical Agents Using M8 Detector Paper
031-503-2004	Prepare and Submit NBC 4 Reports
031-503-3004	Supervise the Crossing of a Contaminated Area
071-329-1005	Determine a Location on the Ground by Terrain Association
121-030-3534	Report Casualties

SUPPORTING COLLECTIVE TASKS

Task Number	Task Title
12-1-0403.05-T01A	Report Casualties

OPFOR TASKS AND STANDARDS

TASK: Conduct an Ambush (5-OPFOR-0007)

CONDITION: The enemy is moving in a convoy. The opposing forces (OPFOR) element is positioned along the enemy's route.

STANDARD: The OPFOR element inflicts casualties on the enemy and causes vehicle and equipment damage. 1. Prepares an ambush site before the element arrives. 2. Surprises march element forces. 3. Inflicts heavy casualties within the designated kill zone. 4. Inflicts heavy damage to vehicles and equipment within the designated kill zone. 5. Delays the march element from reaching a specified destination for a specified period of time. 6. Withdraws on order. 7. Sustains no casualties. 8. Reports actions to superiors.

TASK: Conduct an Aerial Reconnaissance (5-OPFOR-0010)

CONDITION: The opposing forces (OPFOR) headquarters (HQ) element requires intelligence on the locations and identification of enemy elements. An aircraft is dispatched to take photographs and make a visual inspection of the enemy rear area.

STANDARD: The OPFOR element gathers photograph intelligence of the enemy. 1. Photographs the assigned sectors. 2. Makes quick visual checks where the ceiling is low. 3. Locates enemy positions in the area, particularly support and storage bases, and command and control (C2) facilities. 4. Sustains no loss of aircraft. 5. Reports priority intelligence requirements (PIR) and other information requirements to the OPFOR HQ.

TASK: Conduct Terrorist and Saboteur Attacks (5-OPFOR-0005)

CONDITION: The opposing forces (OPFOR) element dispatches small teams into the enemy's rear area to disrupt combat service support (CSS) operations.

STANDARD: The enemy sustains disrupted command and control (C2), destroyed equipment and supplies, and light casualties. 1. Locates rear support bases and C2 facilities. 2. Delays and disrupts CSS operations through probes. 3. Infiltrates CSS bases to conduct sabotage and terrorist activities. 4. Inflicts light casualties. 5. Destroys supplies and equipment.

TASK: Disrupt Defensive Preparations (5-OPFOR-0018)

CONDITION: The opposing forces (OPFOR) element has located the enemy. Priority intelligence requirements (PIR) and other intelligence requirements obtained by OPFOR patrols indicate that the enemy elements are establishing defensive positions. The OPFOR element has automatic and antiarmor weapons and light mortars.

STANDARD: The OPFOR element disrupts and delays the enemy's defensive preparations. 1. Locates and penetrates the enemy's security system. 2. Forces the enemy to delay defensive preparations. 3. Disrupts the enemy's obstacle preparations.

TASK: Disrupt Movement (5-OPFOR-0014)

CONDITION: The enemy is expected to move through the opposing forces (OPFOR) element's area of operations. The OPFOR element has received an operation order (OPORD) or fragmentary order (FRAGO) to disrupt enemy movement. The enemy has the capability to defend with direct fire and antiarmor weapons.

STANDARD: The OPFOR element delays enemy movement. 1. Delays the element. 2. Forces the element to deviate from its route. 3. Prevents the element from reaching its destination. 4. Surprises the element's main body.

TASK: Defeat Obstacles (5-OPFOR-0009)

CONDITION: The opposing forces (OPFOR) element encounters an obstacle that blocks the avenue of approach as it advances upon the enemy forces.

STANDARD: The OPFOR element bypasses or breaches the enemy obstacle. 1. Detects the obstacle before halting its main body. 2. Defeats the obstacle. a. Bypasses the obstacle without entering the engagement areas. b. Breaches the obstacle within 45 minutes and passes its entire force through the obstacle. 3. Does not incur degradation to the point that the mission must be discontinued.

TASK: Disrupt a Route Reconnaissance (5-OPFOR-0021)

CONDITION: The enemy is conducting a route reconnaissance. The opposing forces (OPFOR) element is positioned along the enemy's route.

STANDARD: The OPFOR element attempts to disrupt a squad/section conducting a route reconnaissance. 1. Prevents the unit from meeting its specified time schedule. 2. Forces the unit to deviate from its specified route. 3. Prevents the unit from reaching its assigned destination. 4. Surprises the squad/section. 5. Inflicts casualties on the unit.

TASK: Disrupt a Net Control Station (NCS) (5-OPFOR-0019)

CONDITION: The enemy has established a NCS. The opposing forces (OPFOR) element has radio and jamming equipment.

STANDARD: The OPFOR element attempts to disrupt an NCS. 1. Attempts to locate the radio frequency that the unit is operating on. 2. Attempts to enter the radio net. 3. Attempts to issue "bogus" orders to a unit on the net. 4. Jams the radio frequency and forces the unit to go to an alternate frequency.

TASK: Disrupt Construction of Vehicle Fighting Positions (5-OPFOR-0020)

CONDITION: The opposing forces (OPFOR) element has located the enemy. The priority intelligence requirements (PIR) and other intelligence obtained by OPFOR patrols indicate the enemy is constructing vehicle fighting positions within its defensive area. The OPFOR element has automatic and antiarmor weapons and light mortars.

STANDARD: The OPFOR element attempts to disrupt the enemy's efforts to establish vehicle fighting positions. 1. Locates the defensive area. 2. Surprises the main body. 3. Penetrates the defensive area with squad-size probes. 4. Inflicts casualties on the unit. 5. Destroys vehicles. 6. Disrupts the unit's preparations (prevents or delays beyond the unit's allotted time).

TASK: Disrupt an Engineer Reconnaissance (5-OPFOR-0022)

CONDITION: The enemy is conducting an engineer reconnaissance. The opposing forces (OPFOR) element is positioned along the enemy's route.

STANDARD: The OPFOR element disrupts an engineer reconnaissance. 1. Prevents the unit from meeting its specified time schedule. 2. Forces the unit to deviate from its specified route. 3. Prevents the unit from accomplishing its assigned engineer reconnaissance. 4. Surprises the unit conducting the reconnaissance.

TASK: Conduct an Attack (5-OPFOR-0008)

CONDITION: The enemy is conducting tactical operations. The opposing forces (OPFOR) element receives orders to attack the enemy, the area of occupation, or the main supply route (MSR) with smoke.

STANDARD: The OPFOR element disrupts the enemy's movement and smoke operations. 1. Determines the delivery method of the smoke attack. 2. Locates the target. 3. Delivers the smoke attack downwind. 4. Attacks the enemy with smoke, and surge attacks when the enemy responds to the smoke.

TASK: Disrupt Quartering Party Operations (5-OPFOR-0017)

CONDITION: The enemy is conducting quartering party operations. It has established an assembly area (AA) but has not moved in the main body.

STANDARD: The opposing forces (OPFOR) element attempts to disrupt quartering party operations and infiltrate the enemy's AA. 1. Locates the quartering party and the AA. 2. Surprises the main body. 3. Penetrates the AA with squad-size probes. 4. Inflicts personnel casualties and vehicle damage. 5. Disrupts the unit's preparations (prevents or delays beyond the unit's allotted time).

TASK: Disrupt Enemy Movement and Operations Using Tactical Nuclear Weapons (5-OPFOR-0016)

CONDITION: The opposing forces (OPFOR) element has located the enemy. Priority intelligence requirements (PIR) and other intelligence requirements have been obtained by OPFOR patrols. Tactical nuclear weapons are employed against key locations in the rear area.

STANDARD: The OPFOR element disrupts enemy movement and operations. 1. Disrupts or delays the movement of the enemy's equipment and supplies to the forward areas. 2. Destroys enemy equipment and supplies. 3. Inflicts a high rate of nuclear casualties among the enemy forces. 4. Denies the enemy the use of specified areas. 5. Contaminates the enemy's equipment and supplies.

TASK: Disrupt Assembly Area (AA) Activities (5-OPFOR-0013)

CONDITION: Intelligence reports indicate that platoon- and company-size enemy units are operating in the opposing forces (OPFOR) area of operations. Enemy units can defend from AAs with direct fire, antiarmor weapons, and indirect fire. The enemy has close air support (CAS) and nuclear, biological, and chemical (NBC) capabilities.

STANDARD: The OPFOR element locates and disrupts the enemy's AA activities. 1. Locates the element's AA. 2. Probes the AA with squad- or team-size elements. 3. Inflicts more than 5 percent casualties on the element. 4. Disrupts the element's preparations (prevents or delays beyond the element's allotted time).

TASK: Disrupt Enemy Movement and Operations Using Persistent and Nonpersistent Chemical Weapons (5-OPFOR-0015)

CONDITION: The opposing forces (OPFOR) element has located the enemy. Priority intelligence requirements (PIR) and other intelligence requirements have been obtained by OPFOR patrols. The OPFOR units deliver chemical agents, by means of conventional artillery weapons or aircraft, along selected supply routes and key bases in the rear area.

STANDARD: The OPFOR element disrupts enemy movement and operations using persistent and nonpersistent chemical weapons. 1. Delivers chemical agents in low and densely wooded areas. 2. Delays the movement of enemy supplies and equipment to the forward areas. 3. Restricts the movement of the enemy units in the rear area. 4. Channels the movement of enemy units into predesignated ambush areas. 5. Contaminates enemy supplies and equipment. 6. Inflicts a high rate of casualties on enemy forces.

TASK: Counter Passage of Lines (5-OPFOR-0012)

CONDITION: Enemy forces are in defensive positions, but they are expected to attempt passage-of-lines operations. The opposing forces (OPFOR) received orders to disrupt enemy passage-of-lines operations.

STANDARD: The OPFOR element delays or prevents enemy passage of lines. 1. Delays the passage. 2. Prevents the company from moving all personnel through the stationary unit. 3. Engages the main body of either the moving or the stationary unit.

TASK: Conduct Air Attacks (5-OPFOR-0002)

CONDITION: The opposing forces (OPFOR) element in the rear area has forwarded the positions of the enemy support sites or the locations of moving elements. The OPFOR aircraft have been dispatched to attack enemy installations or convoys.

STANDARD: The OPFOR element attempts to delay, disrupt, or damage the enemy targets by air. 1. Locates the target (support sites or convoys). 2. Makes attack runs on the designated targets. 3. Inflicts heavy damage to the selected target. 4. Sustains no loss of aircraft. 5. Delays moving the force for more than one hour.

TASK: Surrender to the Capturing Unit on the Battlefield (5-OPFOR-0024)

CONDITION: The enemy has captured the opposing forces (OPFOR) element's soldiers, documents, and equipment sensitive to the OPFOR tactical operations.

STANDARD: The OPFOR soldiers retain or destroy documents and equipment. The OPFOR element surrenders documents and equipment of no tactical use to the enemy and attempts to conceal or destroy items of tactical value. The OPFOR element attempts escape and evasion. 1. Prevents the successful capture of documents and equipment. 2. Destroys documents and equipment. 3. Removes identifying markings from equipment. 4. Removes unit-identifying insignia. 5. Provides misleading information. 6. Plans an escape. 7. Delays movement to the nearest collection point. 8. Prevents safeguarding of enemy prisoners of war (EPWs) in order to cause embarrassment to the United States (US).

TASK: Conduct a Raid (5-OPFOR-0004)

CONDITION: The opposing forces (OPFOR) element has occupied an objective rally point and has orders to conduct a raid on a combat service support (CSS) base.

STANDARD: The OPFOR element infiltrates the enemy's base and destroys all of the targets. 1. Surprises the enemy forces. 2. Assaults the support base and accomplishes the assigned tasks. 3. Destroys the specified equipment and supplies. 4. Avoids being decisively engaged. 5. Withdraws all personnel from the objective areas within the time prescribed. 6. Obtains all priority intelligence requirements (PIR) from the raid site. 7. Sustains only light casualties from enemy fire.

TASK: Attack (5-OPFOR-0001)

CONDITION: The opposing forces (OPFOR) element has located the enemy. The priority intelligence requirements (PIR) and other intelligence requirements have been obtained by OPFOR patrols. The OPFOR element has automatic and antiarmor weapons and light mortars.

STANDARD: The OPFOR element attempts to seize the terrain, vehicles, or equipment. 1. Develops an attack plan. 2. Surprises the enemy unit's main body. 3. Initiates the attack using a scheme of maneuver that exploits the enemy's flanks, gaps, and weaknesses. 4. Uses covered and concealed routes to approach the enemy forces' flanks, gaps, or weakly held areas. 5. Employs indirect fire to support the attack. 6. Penetrates enemy defenses. 7. Destroys equipment and supplies. 8. Inflicts heavy casualties. 9. Isolates the combat service support (CSS) base by blocking reinforcements. 10. Forces enemy units to displace. 11. Avoids being fixed in one position. 12. Withdraws before the CSS base is reinforced with tactical combat forces.

TASK: Defend a Minefield (5-OPFOR-0023)

CONDITION: The enemy is conducting a minefield sweeping operation. The opposing forces (OPFOR) element has a minefield placed in the enemy's path. The minefield is under constant observation and fire.

STANDARD: The OPFOR element defends a minefield against an enemy element conducting a minefield sweeping operation. 1. Prevents the unit from detecting the obstacle. 2. Disrupts the minefield sweeping operation. 3. Prevents the unit from conducting the minefield sweeping operation, prevents the unit from moving all personnel through the breach or delays the completion of the minefield sweeping operation for more than 45 minutes.

TASK: Maintain Contact (5-OPFOR-0003)

CONDITION: The opposing forces (OPFOR) element is engaged with enemy base defense forces. The enemy forces are withdrawing under pressure.

STANDARD: The OPFOR element maintains enemy contact while the enemy withdraws. 1. Engages the enemy forces decisively. 2. Advances the OPFOR as the enemy forces withdraw. 3. Inflicts heavy casualties. 4. Captures the members of the enemy force. 5. Captures documents and equipment. 6. Safeguards captured documents, equipment, and personnel.

- ELEMENTS:** Company
 Company Headquarters
 Two Float Bridge Platoon Headquarters
 Four Bridge Sections
 Two Bridge Support Sections
 Support Platoon Headquarters
 Maintenance and Equipment Section
 Two Site Support Sections
 Augment

TASK: Camouflage Vehicles and Equipment (05-2-0301)
 (FM 20-3)

ITERATION: 1 2 3 4 5 M (Circle)
COMMANDER/LEADER ASSESSMENT: T P U (Circle)

CONDITIONS: The unit is tactically deployed. The enemy has air and ground surveillance capability, to include infrared sensors. Camouflage resources are available. Digital units have performed functionality checks, and systems are operational. Some iterations of this task should be performed in MOPP4.

TASK STANDARDS: Vehicles, equipment, and individual fighting positions cannot be detected by ground forces within small-arms range. The element's location or identity cannot be determined through aerial photographs or ground surveillance radar (GSR). Digital units send and receive reports using frequency-modulated (FM) or digital means. The time required to perform this task is increased when conducting it in mission-oriented protection posture (MOPP) 4.

TASK STEPS AND PERFORMANCE MEASURES	GO	NO-GO
<p>* 1. The element leader selects concealed vehicle positions and traffic routes.</p> <ul style="list-style-type: none"> a. Ensured that the vehicle operators used concealed routes whenever possible, following and paralleling hedges, woods, fences, cultivated fields, and other natural terrain features. b. Ensured that the vehicle's track signature continued past the parked location to another logical spot. <p>2. Operators maneuver vehicles along concealed routes.</p> <ul style="list-style-type: none"> a. Used existing tracks. b. Avoided movement near terrain features (such as hilltops and road intersections) that may have been used as a reference point by the enemy's ground or aerial fires. c. Obliterated vehicle tracks where they turned, concealing vehicle positions. <p>3. The element conceals vehicles and equipment.</p> <ul style="list-style-type: none"> a. Positioned vehicles and equipment under natural cover or in shadows. b. Positioned vehicles and equipment so that their shapes blended with the surroundings. c. Used natural materials to distort and combine with the shapes or shadows of vehicles and equipment. d. Blended natural materials with the surrounding area. e. Replaced cut vegetation when it withered or changed color. f. Used nets to create shadows. g. Used camouflage-screening systems to enhance natural materials. h. Kept heat sources (generators, engines, and mess areas) under screening systems, even when using natural concealment. 		

TASK STEPS AND PERFORMANCE MEASURES	GO	NO-GO
i. Covered shiny objects such as windshields, headlights, cab windows, and wet vehicle bodies. j. Dug in (if in desert or open terrain) when the situation permitted. k. Concealed vehicle track signatures in snow-covered terrain. l. Disguised vehicles and equipment to change their appearance or to resemble something of lesser or greater threat to the enemy. * 4. Leaders enforce camouflage discipline. a. Ensured that the element's activities did not change the area's appearance or reveal the presence of military equipment. b. Enforced measures to maintain blackout conditions at night. c. Ensured that measures were taken to eliminate or reduce noise by muffling or masking it with the terrain, defilade positions, or shields. d. Ensured the prompt and complete police of debris or spoil from the area. * 5. Leaders know when opposing forces (OPFOR) surveillance is overhead. a. Received satellite transmission (SATRAN) information from higher headquarters (HQ). b. Disseminated pertinent SATRAN information to subordinates. c. Incorporated SATRAN information into the tactical plan.		

TASK PERFORMANCE / EVALUATION SUMMARY BLOCK							
ITERATION	1	2	3	4	5	M	TOTAL
TOTAL TASK STEPS EVALUATED							
TOTAL TASK STEPS "GO"							
TRAINING STATUS "GO"/"NO-GO"							

"*" indicates a leader task step.

SUPPORTING INDIVIDUAL TASKS

Task Number	Task Title
071-326-5705	Establish an Observation Post
071-328-5301	Inspect Personnel/Equipment
071-331-0815	Practice Noise, Light, and Litter Discipline
071-430-0006	Conduct a Defense by a Platoon

SUPPORTING COLLECTIVE TASKS: NONE

OPFOR TASKS AND STANDARDS

TASK: Conduct Sniper Operations (5-OPFOR-0006)

CONDITION: The opposing forces (OPFOR) element has assigned snipers (regular or irregular elements) in the enemy's rear area along the main supply route (MSR) and near support sites.

STANDARD: The OPFOR element kills or wounds targets. 1. Sets up a well-concealed location. 2. Engages vehicle drivers or personnel on foot with short bursts of semiautomatic fire. 3. Kills or wounds selected targets. 4. Prevents the position from being discovered by enemy forces. 5. Evacuates the area without being spotted. 6. Reports all specified priority intelligence requirements (PIR) and other intelligence requirements to the OPFOR headquarters (HQ).

TASK: Disrupt Defensive Preparations (5-OPFOR-0018)

CONDITION: The opposing forces (OPFOR) element has located the enemy. Priority intelligence requirements (PIR) and other intelligence requirements obtained by OPFOR patrols indicate that the enemy elements are establishing defensive positions. The OPFOR element has automatic and antiarmor weapons and light mortars.

STANDARD: The OPFOR element disrupts and delays the enemy's defensive preparations. 1. Locates and penetrates the enemy's security system. 2. Forces the enemy to delay defensive preparations. 3. Disrupts the enemy's obstacle preparations.

TASK: Disrupt Movement (5-OPFOR-0014)

CONDITION: The enemy is expected to move through the opposing forces (OPFOR) element's area of operations. The OPFOR element has received an operation order (OPORD) or fragmentary order (FRAGO) to disrupt enemy movement. The enemy has the capability to defend with direct fire and antiarmor weapons.

STANDARD: The OPFOR element delays enemy movement. 1. Delays the element. 2. Forces the element to deviate from its route. 3. Prevents the element from reaching its destination. 4. Surprises the element's main body.

TASK: Defeat Obstacles (5-OPFOR-0009)

CONDITION: The opposing forces (OPFOR) element encounters an obstacle that blocks the avenue of approach as it advances upon the enemy forces.

STANDARD: The OPFOR element bypasses or breaches the enemy obstacle. 1. Detects the obstacle before halting its main body. 2. Defeats the obstacle. a. Bypasses the obstacle without entering the engagement areas. b. Breaches the obstacle within 45 minutes and passes its entire force through the obstacle. 3. Does not incur degradation to the point that the mission must be discontinued.

TASK: Conduct an Attack (5-OPFOR-0008)

CONDITION: The enemy is conducting tactical operations. The opposing forces (OPFOR) element receives orders to attack the enemy, the area of occupation, or the main supply route (MSR) with smoke.

STANDARD: The OPFOR element disrupts the enemy's movement and smoke operations. 1. Determines the delivery method of the smoke attack. 2. Locates the target. 3. Delivers the smoke attack downwind. 4. Attacks the enemy with smoke, and surge attacks when the enemy responds to the smoke.

TASK: Disrupt a Route Reconnaissance (5-OPFOR-0021)

CONDITION: The enemy is conducting a route reconnaissance. The opposing forces (OPFOR) element is positioned along the enemy's route.

STANDARD: The OPFOR element attempts to disrupt a squad/section conducting a route reconnaissance. 1. Prevents the unit from meeting its specified time schedule. 2. Forces the unit to deviate from its specified route. 3. Prevents the unit from reaching its assigned destination. 4. Surprises the squad/section. 5. Inflicts casualties on the unit.

TASK: Conduct Terrorist and Saboteur Attacks (5-OPFOR-0005)

CONDITION: The opposing forces (OPFOR) element dispatches small teams into the enemy's rear area to disrupt combat service support (CSS) operations.

STANDARD: The enemy sustains disrupted command and control (C2), destroyed equipment and supplies, and light casualties. 1. Locates rear support bases and C2 facilities. 2. Delays and disrupts CSS operations through probes. 3. Infiltrates CSS bases to conduct sabotage and terrorist activities. 4. Inflicts light casualties. 5. Destroys supplies and equipment.

TASK: Disrupt a Net Control Station (NCS) (5-OPFOR-0019)

CONDITION: The enemy has established a NCS. The opposing forces (OPFOR) element has radio and jamming equipment.

STANDARD: The OPFOR element attempts to disrupt an NCS. 1. Attempts to locate the radio frequency that the unit is operating on. 2. Attempts to enter the radio net. 3. Attempts to issue "bogus" orders to a unit on the net. 4. Jams the radio frequency and forces the unit to go to an alternate frequency.

TASK: Disrupt Construction of Vehicle Fighting Positions (5-OPFOR-0020)

CONDITION: The opposing forces (OPFOR) element has located the enemy. The priority intelligence requirements (PIR) and other intelligence obtained by OPFOR patrols indicate the enemy is constructing vehicle fighting positions within its defensive area. The OPFOR element has automatic and antiarmor weapons and light mortars.

STANDARD: The OPFOR element attempts to disrupt the enemy's efforts to establish vehicle fighting positions. 1. Locates the defensive area. 2. Surprises the main body. 3. Penetrates the defensive area with squad-size probes. 4. Inflicts casualties on the unit. 5. Destroys vehicles. 6. Disrupts the unit's preparations (prevents or delays beyond the unit's allotted time).

TASK: Conduct an Ambush (5-OPFOR-0007)

CONDITION: The enemy is moving in a convoy. The opposing forces (OPFOR) element is positioned along the enemy's route.

STANDARD: The OPFOR element inflicts casualties on the enemy and causes vehicle and equipment damage. 1. Prepares an ambush site before the element arrives. 2. Surprises march element forces. 3. Inflicts heavy casualties within the designated kill zone. 4. Inflicts heavy damage to vehicles and equipment within the designated kill zone. 5. Delays the march element from reaching a specified destination for a specified period of time. 6. Withdraws on order. 7. Sustains no casualties. 8. Reports actions to superiors.

TASK: Conduct an Aerial Reconnaissance (5-OPFOR-0010)

CONDITION: The opposing forces (OPFOR) headquarters (HQ) element requires intelligence on the locations and identification of enemy elements. An aircraft is dispatched to take photographs and make a visual inspection of the enemy rear area.

STANDARD: The OPFOR element gathers photograph intelligence of the enemy. 1. Photographs the assigned sectors. 2. Makes quick visual checks where the ceiling is low. 3. Locates enemy positions in the area, particularly support and storage bases, and command and control (C2) facilities. 4. Sustains no loss of aircraft. 5. Reports priority intelligence requirements (PIR) and other information requirements to the OPFOR HQ.

TASK: Disrupt Quartering Party Operations (5-OPFOR-0017)

CONDITION: The enemy is conducting quartering party operations. It has established an assembly area (AA) but has not moved in the main body.

STANDARD: The opposing forces (OPFOR) element attempts to disrupt quartering party operations and infiltrate the enemy's AA. 1. Locates the quartering party and the AA. 2. Surprises the main body. 3. Penetrates the AA with squad-size probes. 4. Inflicts personnel casualties and vehicle damage. 5. Disrupts the unit's preparations (prevents or delays beyond the unit's allotted time).

TASK: Disrupt Enemy Movement and Operations Using Persistent and Nonpersistent Chemical Weapons (5-OPFOR-0015)

CONDITION: The opposing forces (OPFOR) element has located the enemy. Priority intelligence requirements (PIR) and other intelligence requirements have been obtained by OPFOR patrols. The OPFOR units deliver chemical agents, by means of conventional artillery weapons or aircraft, along selected supply routes and key bases in the rear area.

STANDARD: The OPFOR element disrupts enemy movement and operations using persistent and nonpersistent chemical weapons. 1. Delivers chemical agents in low and densely wooded areas. 2. Delays the movement of enemy supplies and equipment to the forward areas. 3. Restricts the movement of the enemy units in the rear area. 4. Channels the movement of enemy units into predesignated ambush areas. 5. Contaminates enemy supplies and equipment. 6. Inflicts a high rate of casualties on enemy forces.

TASK: Disrupt Enemy Movement and Operations Using Tactical Nuclear Weapons (5-OPFOR-0016)

CONDITION: The opposing forces (OPFOR) element has located the enemy. Priority intelligence requirements (PIR) and other intelligence requirements have been obtained by OPFOR patrols. Tactical nuclear weapons are employed against key locations in the rear area.

STANDARD: The OPFOR element disrupts enemy movement and operations. 1. Disrupts or delays the movement of the enemy's equipment and supplies to the forward areas. 2. Destroys enemy equipment and supplies. 3. Inflicts a high rate of nuclear casualties among the enemy forces. 4. Denies the enemy the use of specified areas. 5. Contaminates the enemy's equipment and supplies.

TASK: Counter Passage of Lines (5-OPFOR-0012)

CONDITION: Enemy forces are in defensive positions, but they are expected to attempt passage-of-lines operations. The opposing forces (OPFOR) received orders to disrupt enemy passage-of-lines operations.

STANDARD: The OPFOR element delays or prevents enemy passage of lines. 1. Delays the passage. 2. Prevents the company from moving all personnel through the stationary unit. 3. Engages the main body of either the moving or the stationary unit.

TASK: Conduct a Raid (5-OPFOR-0004)

CONDITION: The opposing forces (OPFOR) element has occupied an objective rally point and has orders to conduct a raid on a combat service support (CSS) base.

STANDARD: The OPFOR element infiltrates the enemy's base and destroys all of the targets. 1. Surprises the enemy forces. 2. Assaults the support base and accomplishes the assigned tasks. 3. Destroys the specified equipment and supplies. 4. Avoids being decisively engaged. 5. Withdraws all personnel from the objective areas within the time prescribed. 6. Obtains all priority intelligence requirements (PIR) from the raid site. 7. Sustains only light casualties from enemy fire.

TASK: Defend a Minefield (5-OPFOR-0023)

CONDITION: The enemy is conducting a minefield sweeping operation. The opposing forces (OPFOR) element has a minefield placed in the enemy's path. The minefield is under constant observation and fire.

STANDARD: The OPFOR element defends a minefield against an enemy element conducting a minefield sweeping operation. 1. Prevents the unit from detecting the obstacle. 2. Disrupts the minefield sweeping operation. 3. Prevents the unit from conducting the minefield sweeping operation, prevents the unit from moving all personnel through the breach or delays the completion of the minefield sweeping operation for more than 45 minutes.

TASK: Conduct Air Attacks (5-OPFOR-0002)

CONDITION: The opposing forces (OPFOR) element in the rear area has forwarded the positions of the enemy support sites or the locations of moving elements. The OPFOR aircraft have been dispatched to attack enemy installations or convoys.

STANDARD: The OPFOR element attempts to delay, disrupt, or damage the enemy targets by air. 1. Locates the target (support sites or convoys). 2. Makes attack runs on the designated targets. 3. Inflicts heavy damage to the selected target. 4. Sustains no loss of aircraft. 5. Delays moving the force for more than one hour.

TASK: Surrender to the Capturing Unit on the Battlefield (5-OPFOR-0024)

CONDITION: The enemy has captured the opposing forces (OPFOR) element's soldiers, documents, and equipment sensitive to the OPFOR tactical operations.

STANDARD: The OPFOR soldiers retain or destroy documents and equipment. The OPFOR element surrenders documents and equipment of no tactical use to the enemy and attempts to conceal or destroy items of tactical value. The OPFOR element attempts escape and evasion. 1. Prevents the successful capture of documents and equipment. 2. Destroys documents and equipment. 3. Removes identifying markings from equipment. 4. Removes unit-identifying insignia. 5. Provides misleading information. 6. Plans an escape. 7. Delays movement to the nearest collection point. 8. Prevents safeguarding of enemy prisoners of war (EPWs) in order to cause embarrassment to the United States (US).

TASK: Attack (5-OPFOR-0001)

CONDITION: The opposing forces (OPFOR) element has located the enemy. The priority intelligence requirements (PIR) and other intelligence requirements have been obtained by OPFOR patrols. The OPFOR element has automatic and antiarmor weapons and light mortars.

STANDARD: The OPFOR element attempts to seize the terrain, vehicles, or equipment. 1. Develops an attack plan. 2. Surprises the enemy unit's main body. 3. Initiates the attack using a scheme of maneuver that exploits the enemy's flanks, gaps, and weaknesses. 4. Uses covered and concealed routes to approach the enemy forces' flanks, gaps, or weakly held areas. 5. Employs indirect fire to support the attack. 6. Penetrates enemy defenses. 7. Destroys equipment and supplies. 8. Inflicts heavy casualties. 9. Isolates the combat service support (CSS) base by blocking reinforcements. 10. Forces enemy units to displace. 11. Avoids being fixed in one position. 12. Withdraws before the CSS base is reinforced with tactical combat forces.

TASK: Disrupt Assembly Area (AA) Activities (5-OPFOR-0013)

CONDITION: Intelligence reports indicate that platoon- and company-size enemy units are operating in the opposing forces (OPFOR) area of operations. Enemy units can defend from AAs with direct fire, antiarmor weapons, and indirect fire. The enemy has close air support (CAS) and nuclear, biological, and chemical (NBC) capabilities.

STANDARD: The OPFOR element locates and disrupts the enemy's AA activities. 1. Locates the element's AA. 2. Probes the AA with squad- or team-size elements. 3. Inflicts more than 5 percent casualties on the element. 4. Disrupts the element's preparations (prevents or delays beyond the element's allotted time).

TASK: Disrupt an Engineer Reconnaissance (5-OPFOR-0022)

CONDITION: The enemy is conducting an engineer reconnaissance. The opposing forces (OPFOR) element is positioned along the enemy's route.

STANDARD: The OPFOR element disrupts an engineer reconnaissance. 1. Prevents the unit from meeting its specified time schedule. 2. Forces the unit to deviate from its specified route. 3. Prevents the unit from accomplishing its assigned engineer reconnaissance. 4. Surprises the unit conducting the reconnaissance.

TASK: Maintain Contact (5-OPFOR-0003)

CONDITION: The opposing forces (OPFOR) element is engaged with enemy base defense forces. The enemy forces are withdrawing under pressure.

STANDARD: The OPFOR element maintains enemy contact while the enemy withdraws. 1. Engages the enemy forces decisively. 2. Advances the OPFOR as the enemy forces withdraw. 3. Inflicts heavy casualties. 4. Captures the members of the enemy force. 5. Captures documents and equipment. 6. Safeguards captured documents, equipment, and personnel.

ELEMENT: Company Headquarters

TASK: Support a River Crossing Operation (05-2-0600)
(FM 90-13) (FM 5-34)

ITERATION: 1 2 3 4 5 M (Circle)

COMMANDER/LEADER ASSESSMENT: T P U (Circle)

CONDITIONS: The company is supporting a maneuver force during a deliberate river crossing operation in daylight or darkness. The higher headquarters (HQ) selects the reconnaissance site; the subordinate elements complete the reconnaissance. The company is tasked to prepare and maintain a crossing site or support an assault-boat crossing, or prepare and operate engineer regulating points (ERPs). Bridging assets are available. Digital units have performed functionality checks, and systems are operational. Some iterations of this task should be performed in MOPP4.

TASK STANDARDS: The condition of the crossing site does not interfere with the planned flow of vehicles across the river; the assault force gets to the far shore at the right time, in the right place, and in the correct order; or the ERPs facilitate a smooth traffic flow across the rafts or bridge according to the crossing schedule. Digital units send and receive reports using frequency-modulated (FM) or digital means. The time required to perform this task is increased when conducting it in mission-oriented protection posture (MOPP) 4.

TASK STEPS AND PERFORMANCE MEASURES	GO	NO-GO
<p>* 1. The company commander conducts troop-leading procedures, with emphasis on preparing to support a river crossing operation.</p> <ul style="list-style-type: none"> a. Identified the personnel and equipment needed to support the river crossing. b. Rehearsed the mission with the platoon leaders. c. Ensured that each element understood the mission. d. Ensured that each platoon's equipment was checked for serviceability and that each platoon had everything required for the specified mission. e. Task organized the company to support the mission, and identified the organic personnel and equipment support needed for preparing ERPs and crossing sites. f. Coordinated with the battalion's Operations and Training Officer (US Army) (S3) to obtain any additional specific details of the mission and, if needed, requested augmentation support. <p>* 2. The company supports an assault-boat crossing.</p> <ul style="list-style-type: none"> a. Prepared the assault boats. <ul style="list-style-type: none"> (1) Inflated the boats. (2) Checked for the proper equipment. <ul style="list-style-type: none"> (a) Ensured that enough paddles for a silent crossing were available: 11 per boat. (b) Ensured that outboard motors (OBMs) for a powered crossing were available. (c) Ensured that enough floatation devices were available: 1 per soldier. (3) Ensured that one boat per assault site (powered by an OBM, if available) was designated as a safety boat, if practical. b. Rehearsed the crossing with the assaulting force in both day and night conditions. 		

TASK STEPS AND PERFORMANCE MEASURES	GO	NO-GO
<p>c. Designated an engineer crossing control officer to supervise the embarkation of the assault waves and follow-up force at each assault site.</p> <p>d. Designated an engineer landing officer to control the debarkation on the far shore.</p> <p>e. Marked the far-shore exit points, ensuring that each boat had a specific landing point. The point should be visible during daylight and under reduced visibility conditions.</p> <p>f. Established dismounted rally points on the near shore to link up the assaulting forces with the boats.</p> <p>NOTE: Each assaulting wave may use the same rally points as the previous wave.</p> <p>(1) Crossed each assaulting force in the order designated in the operation order (OPORD) and the crossing plan.</p> <p>(2) Manned the rally points.</p> <p>g. Operated the assault boats.</p> <p>(1) Operated each boat with three engineers during a silent crossing or two engineers during a powered crossing.</p> <p>(2) Used enough passengers in a silent crossing to paddle and control the boat across the river.</p> <p>NOTE: The RB-15 has a maximum capacity of 15 passengers. However, equipment required during the assault may reduce the number of passengers the boat can safely carry. The distance across the river and the river's current are the governing factors. If conditions permit, each boat should carry squad-size elements to maintain squad integrity.</p> <p>(3) Maintained the assault boats on line and in the order specified by the maneuver crossing force.</p> <p>(4) Landed the boats in the correct location on the far shore.</p> <p>h. Deflated the boats on the far shore or returned them to the near shore for another wave of assault troops. Boats that were returned for another wave arrived at the correct location on the near shore to facilitate a smooth linkup with follow-on forces.</p> <p>i. Repeated the procedure in Subtask 2g until all assault waves had crossed.</p> <p>3. The company identifies and maintains a crossing site when ordered.</p> <p>NOTE: Digital units update the digital overlay with the location of the crossing site as required according to the unit's standing operating procedure (SOP).</p> <p>a. Identified a crossing site, through a map or ground reconnaissance, with the following characteristics:</p> <p>(1) Selected a site at the narrow part of the river.</p> <p>(2) Ensured that the current was less than 1.5 meters per second (mps), if possible.</p> <p>(3) Confirmed that both access and egress routes were available on both banks.</p> <p>(4) Ensured that bank slopes were less than 33 percent for an amphibious vehicle swim site.</p> <p>(5) Ensured that the appropriate bank height for a--</p> <p>(a) Raft with ramps was no greater than 1 meter for vertical banks.</p> <p>(b) M4T6 or class-60 bridge was 76 centimeters.</p> <p>(c) Ribbon bridge or raft was 1 meter.</p> <p>(6) Checked for adequate water depth ensuring that it was--</p> <p>(a) Two meters for amphibious vehicles.</p> <p>(b) Over 127 centimeters for shallow draft, bridge-erection boats; light tactical rafts; and ribbon bridges.</p> <p>(c) One hundred two centimeters for a 27-foot bridge erection boat.</p> <p>(7) Selected a site where the river bottom was free of obstructions that could interfere with amphibious vehicles, boats, or rafts.</p>		

TASK STEPS AND PERFORMANCE MEASURES	GO	NO-GO
<p>b. Prepared the crossing site for heavy equipment.</p> <ul style="list-style-type: none"> (1) Covered the entry bank with mobile matting or a gravel base to maintain trafficability. (2) Prepared the exit bank with the same considerations as the entrance bank. Ensured that vehicles swimming across were able to climb the exit bank. (3) Marked the entry and exit points for both day and night crossings according to the OPORD. (4) Ensured that the width of the entry and exit banks matched the width required for the crossing vehicles. <p>c. Ensured that the crossing site's conditions did not interfere with swim, raft, or bridge operations.</p> <p>4. The company prepares and operates ERPs in staging or holding areas or at crossing sites.</p> <ul style="list-style-type: none"> a. Provided enough space in a covered and concealed location for vehicles moving to the crossing site. b. Located ERPs on or near access routes to the crossing site. The travel time from the ERP to the crossing site was less than the round-trip crossing time for a raft. c. Checked the vehicles at the ERP. <ul style="list-style-type: none"> (1) At ERPs outside of the crossing area-- <ul style="list-style-type: none"> (a) Briefed drivers on raft or bridge crossing requirements. (b) Ensured that vehicle weights did not exceed the raft or bridge capacity. (c) Diverted the overclass vehicles. (2) At ERPs before the raft sites-- <ul style="list-style-type: none"> (a) Identified the carrying capacity of the rafting or bridging equipment. (b) Established raft loads that preserved unit integrity. (c) Guided the vehicles to the rafts. (3) At ERPs before the bridge sites-- <ul style="list-style-type: none"> (a) Diverted the over-class vehicles. (b) Guided the vehicles within the crossing site to facilitate a smooth traffic flow. Ensured that the vehicles maintained 100-foot spacing and did not exceed 40 kilometers per hour (kph) on bridges during normal crossings. <p>* 5. The company commander submits progress reports to higher HQ using the Army Battle Command System (ABCS) or FM means according to the unit's SOP.</p>		

TASK PERFORMANCE / EVALUATION SUMMARY BLOCK							
ITERATION	1	2	3	4	5	M	TOTAL
TOTAL TASK STEPS EVALUATED							
TOTAL TASK STEPS "GO"							
TRAINING STATUS "GO"/"NO-GO"							

"*" indicates a leader task step.

SUPPORTING INDIVIDUAL TASKS

Task Number	Task Title
052-198-1329	Prepare Ribbon Bridge Equipment For Air Transport

SUPPORTING COLLECTIVE TASKS

Task Number	Task Title
05-1-0008	Prepare an Operation Order (OPORD)
05-1-1391	Request a Standard Topographic Product

OPFOR TASKS AND STANDARDS

TASK: Disrupt Movement (5-OPFOR-0014)

CONDITION: The enemy is expected to move through the opposing forces (OPFOR) element's area of operations. The OPFOR element has received an operation order (OPORD) or fragmentary order (FRAGO) to disrupt enemy movement. The enemy has the capability to defend with direct fire and antiarmor weapons.

STANDARD: The OPFOR element delays enemy movement. 1. Delays the element. 2. Forces the element to deviate from its route. 3. Prevents the element from reaching its destination. 4. Surprises the element's main body.

TASK: Surrender to the Capturing Unit on the Battlefield (5-OPFOR-0024)

CONDITION: The enemy has captured the opposing forces (OPFOR) element's soldiers, documents, and equipment sensitive to the OPFOR tactical operations.

STANDARD: The OPFOR soldiers retain or destroy documents and equipment. The OPFOR element surrenders documents and equipment of no tactical use to the enemy and attempts to conceal or destroy items of tactical value. The OPFOR element attempts escape and evasion. 1. Prevents the successful capture of documents and equipment. 2. Destroys documents and equipment. 3. Removes identifying markings from equipment. 4. Removes unit-identifying insignia. 5. Provides misleading information. 6. Plans an escape. 7. Delays movement to the nearest collection point. 8. Prevents safeguarding of enemy prisoners of war (EPWs) in order to cause embarrassment to the United States (US).

TASK: Conduct Sniper Operations (5-OPFOR-0006)

CONDITION: The opposing forces (OPFOR) element has assigned snipers (regular or irregular elements) in the enemy's rear area along the main supply route (MSR) and near support sites.

STANDARD: The OPFOR element kills or wounds targets. 1. Sets up a well-concealed location. 2. Engages vehicle drivers or personnel on foot with short bursts of semiautomatic fire. 3. Kills or wounds selected targets. 4. Prevents the position from being discovered by enemy forces. 5. Evacuates the area without being spotted. 6. Reports all specified priority intelligence requirements (PIR) and other intelligence requirements to the OPFOR headquarters (HQ).

TASK: Disrupt Defensive Preparations (5-OPFOR-0018)

CONDITION: The opposing forces (OPFOR) element has located the enemy. Priority intelligence requirements (PIR) and other intelligence requirements obtained by OPFOR patrols indicate that the enemy elements are establishing defensive positions. The OPFOR element has automatic and antiarmor weapons and light mortars.

STANDARD: The OPFOR element disrupts and delays the enemy's defensive preparations. 1. Locates and penetrates the enemy's security system. 2. Forces the enemy to delay defensive preparations. 3. Disrupts the enemy's obstacle preparations.

TASK: Defeat Obstacles (5-OPFOR-0009)

CONDITION: The opposing forces (OPFOR) element encounters an obstacle that blocks the avenue of approach as it advances upon the enemy forces.

STANDARD: The OPFOR element bypasses or breaches the enemy obstacle. 1. Detects the obstacle before halting its main body. 2. Defeats the obstacle. a. Bypasses the obstacle without entering the engagement areas. b. Breaches the obstacle within 45 minutes and passes its entire force through the obstacle. 3. Does not incur degradation to the point that the mission must be discontinued.

TASK: Conduct an Attack (5-OPFOR-0008)

CONDITION: The enemy is conducting tactical operations. The opposing forces (OPFOR) element receives orders to attack the enemy, the area of occupation, or the main supply route (MSR) with smoke.

STANDARD: The OPFOR element disrupts the enemy's movement and smoke operations. 1. Determines the delivery method of the smoke attack. 2. Locates the target. 3. Delivers the smoke attack downwind. 4. Attacks the enemy with smoke, and surge attacks when the enemy responds to the smoke.

TASK: Disrupt a Route Reconnaissance (5-OPFOR-0021)

CONDITION: The enemy is conducting a route reconnaissance. The opposing forces (OPFOR) element is positioned along the enemy's route.

STANDARD: The OPFOR element attempts to disrupt a squad/section conducting a route reconnaissance. 1. Prevents the unit from meeting its specified time schedule. 2. Forces the unit to deviate from its specified route. 3. Prevents the unit from reaching its assigned destination. 4. Surprises the squad/section. 5. Inflicts casualties on the unit.

TASK: Conduct Terrorist and Saboteur Attacks (5-OPFOR-0005)

CONDITION: The opposing forces (OPFOR) element dispatches small teams into the enemy's rear area to disrupt combat service support (CSS) operations.

STANDARD: The enemy sustains disrupted command and control (C2), destroyed equipment and supplies, and light casualties. 1. Locates rear support bases and C2 facilities. 2. Delays and disrupts CSS operations through probes. 3. Infiltrates CSS bases to conduct sabotage and terrorist activities. 4. Inflicts light casualties. 5. Destroys supplies and equipment.

TASK: Disrupt a Net Control Station (NCS) (5-OPFOR-0019)

CONDITION: The enemy has established a NCS. The opposing forces (OPFOR) element has radio and jamming equipment.

STANDARD: The OPFOR element attempts to disrupt an NCS. 1. Attempts to locate the radio frequency that the unit is operating on. 2. Attempts to enter the radio net. 3. Attempts to issue "bogus" orders to a unit on the net. 4. Jams the radio frequency and forces the unit to go to an alternate frequency.

TASK: Disrupt Construction of Vehicle Fighting Positions (5-OPFOR-0020)

CONDITION: The opposing forces (OPFOR) element has located the enemy. The priority intelligence requirements (PIR) and other intelligence obtained by OPFOR patrols indicate the enemy is constructing vehicle fighting positions within its defensive area. The OPFOR element has automatic and antiarmor weapons and light mortars.

STANDARD: The OPFOR element attempts to disrupt the enemy's efforts to establish vehicle fighting positions. 1. Locates the defensive area. 2. Surprises the main body. 3. Penetrates the defensive area with squad-size probes. 4. Inflicts casualties on the unit. 5. Destroys vehicles. 6. Disrupts the unit's preparations (prevents or delays beyond the unit's allotted time).

TASK: Conduct an Ambush (5-OPFOR-0007)

CONDITION: The enemy is moving in a convoy. The opposing forces (OPFOR) element is positioned along the enemy's route.

STANDARD: The OPFOR element inflicts casualties on the enemy and causes vehicle and equipment damage. 1. Prepares an ambush site before the element arrives. 2. Surprises march element forces. 3. Inflicts heavy casualties within the designated kill zone. 4. Inflicts heavy damage to vehicles and equipment within the designated kill zone. 5. Delays the march element from reaching a specified destination for a specified period of time. 6. Withdraws on order. 7. Sustains no casualties. 8. Reports actions to superiors.

TASK: Conduct an Aerial Reconnaissance (5-OPFOR-0010)

CONDITION: The opposing forces (OPFOR) headquarters (HQ) element requires intelligence on the locations and identification of enemy elements. An aircraft is dispatched to take photographs and make a visual inspection of the enemy rear area.

STANDARD: The OPFOR element gathers photograph intelligence of the enemy. 1. Photographs the assigned sectors. 2. Makes quick visual checks where the ceiling is low. 3. Locates enemy positions in the area, particularly support and storage bases, and command and control (C2) facilities. 4. Sustains no loss of aircraft. 5. Reports priority intelligence requirements (PIR) and other information requirements to the OPFOR HQ.

TASK: Disrupt Quartering Party Operations (5-OPFOR-0017)

CONDITION: The enemy is conducting quartering party operations. It has established an assembly area (AA) but has not moved in the main body.

STANDARD: The opposing forces (OPFOR) element attempts to disrupt quartering party operations and infiltrate the enemy's AA. 1. Locates the quartering party and the AA. 2. Surprises the main body. 3. Penetrates the AA with squad-size probes. 4. Inflicts personnel casualties and vehicle damage. 5. Disrupts the unit's preparations (prevents or delays beyond the unit's allotted time).

TASK: Disrupt Enemy Movement and Operations Using Persistent and Nonpersistent Chemical Weapons (5-OPFOR-0015)

CONDITION: The opposing forces (OPFOR) element has located the enemy. Priority intelligence requirements (PIR) and other intelligence requirements have been obtained by OPFOR patrols. The OPFOR units deliver chemical agents, by means of conventional artillery weapons or aircraft, along selected supply routes and key bases in the rear area.

STANDARD: The OPFOR element disrupts enemy movement and operations using persistent and nonpersistent chemical weapons. 1. Delivers chemical agents in low and densely wooded areas. 2. Delays the movement of enemy supplies and equipment to the forward areas. 3. Restricts the movement of the enemy units in the rear area. 4. Channels the movement of enemy units into predesignated ambush areas. 5. Contaminates enemy supplies and equipment. 6. Inflicts a high rate of casualties on enemy forces.

TASK: Disrupt Assembly Area (AA) Activities (5-OPFOR-0013)

CONDITION: Intelligence reports indicate that platoon- and company-size enemy units are operating in the opposing forces (OPFOR) area of operations. Enemy units can defend from AAs with direct fire, antiarmor weapons, and indirect fire. The enemy has close air support (CAS) and nuclear, biological, and chemical (NBC) capabilities.

STANDARD: The OPFOR element locates and disrupts the enemy's AA activities. 1. Locates the element's AA. 2. Probes the AA with squad- or team-size elements. 3. Inflicts more than 5 percent casualties on the element. 4. Disrupts the element's preparations (prevents or delays beyond the element's allotted time).

TASK: Disrupt Enemy Movement and Operations Using Tactical Nuclear Weapons (5-OPFOR-0016)

CONDITION: The opposing forces (OPFOR) element has located the enemy. Priority intelligence requirements (PIR) and other intelligence requirements have been obtained by OPFOR patrols. Tactical nuclear weapons are employed against key locations in the rear area.

STANDARD: The OPFOR element disrupts enemy movement and operations. 1. Disrupts or delays the movement of the enemy's equipment and supplies to the forward areas. 2. Destroys enemy equipment and supplies. 3. Inflicts a high rate of nuclear casualties among the enemy forces. 4. Denies the enemy the use of specified areas. 5. Contaminates the enemy's equipment and supplies.

TASK: Counter Passage of Lines (5-OPFOR-0012)

CONDITION: Enemy forces are in defensive positions, but they are expected to attempt passage-of-lines operations. The opposing forces (OPFOR) received orders to disrupt enemy passage-of-lines operations.

STANDARD: The OPFOR element delays or prevents enemy passage of lines. 1. Delays the passage. 2. Prevents the company from moving all personnel through the stationary unit. 3. Engages the main body of either the moving or the stationary unit.

TASK: Conduct Air Attacks (5-OPFOR-0002)

CONDITION: The opposing forces (OPFOR) element in the rear area has forwarded the positions of the enemy support sites or the locations of moving elements. The OPFOR aircraft have been dispatched to attack enemy installations or convoys.

STANDARD: The OPFOR element attempts to delay, disrupt, or damage the enemy targets by air. 1. Locates the target (support sites or convoys). 2. Makes attack runs on the designated targets. 3. Inflicts heavy damage to the selected target. 4. Sustains no loss of aircraft. 5. Delays moving the force for more than one hour.

TASK: Defend a Minefield (5-OPFOR-0023)

CONDITION: The enemy is conducting a minefield sweeping operation. The opposing forces (OPFOR) element has a minefield placed in the enemy's path. The minefield is under constant observation and fire.

STANDARD: The OPFOR element defends a minefield against an enemy element conducting a minefield sweeping operation. 1. Prevents the unit from detecting the obstacle. 2. Disrupts the minefield sweeping operation. 3. Prevents the unit from conducting the minefield sweeping operation, prevents the unit from moving all personnel through the breach or delays the completion of the minefield sweeping operation for more than 45 minutes.

TASK: Conduct a Raid (5-OPFOR-0004)

CONDITION: The opposing forces (OPFOR) element has occupied an objective rally point and has orders to conduct a raid on a combat service support (CSS) base.

STANDARD: The OPFOR element infiltrates the enemy's base and destroys all of the targets. 1. Surprises the enemy forces. 2. Assaults the support base and accomplishes the assigned tasks. 3. Destroys the specified equipment and supplies. 4. Avoids being decisively engaged. 5. Withdraws all personnel from the objective areas within the time prescribed. 6. Obtains all priority intelligence requirements (PIR) from the raid site. 7. Sustains only light casualties from enemy fire.

TASK: Attack (5-OPFOR-0001)

CONDITION: The opposing forces (OPFOR) element has located the enemy. The priority intelligence requirements (PIR) and other intelligence requirements have been obtained by OPFOR patrols. The OPFOR element has automatic and antiarmor weapons and light mortars.

STANDARD: The OPFOR element attempts to seize the terrain, vehicles, or equipment. 1. Develops an attack plan. 2. Surprises the enemy unit's main body. 3. Initiates the attack using a scheme of maneuver that exploits the enemy's flanks, gaps, and weaknesses. 4. Uses covered and concealed routes to approach the enemy forces' flanks, gaps, or weakly held areas. 5. Employs indirect fire to support the attack. 6. Penetrates enemy defenses. 7. Destroys equipment and supplies. 8. Inflicts heavy casualties. 9. Isolates the combat service support (CSS) base by blocking reinforcements. 10. Forces enemy units to displace. 11. Avoids being fixed in one position. 12. Withdraws before the CSS base is reinforced with tactical combat forces.

TASK: Disrupt an Engineer Reconnaissance (5-OPFOR-0022)

CONDITION: The enemy is conducting an engineer reconnaissance. The opposing forces (OPFOR) element is positioned along the enemy's route.

STANDARD: The OPFOR element disrupts an engineer reconnaissance. 1. Prevents the unit from meeting its specified time schedule. 2. Forces the unit to deviate from its specified route. 3. Prevents the unit from accomplishing its assigned engineer reconnaissance. 4. Surprises the unit conducting the reconnaissance.

TASK: Maintain Contact (5-OPFOR-0003)

CONDITION: The opposing forces (OPFOR) element is engaged with enemy base defense forces. The enemy forces are withdrawing under pressure.

STANDARD: The OPFOR element maintains enemy contact while the enemy withdraws. 1. Engages the enemy forces decisively. 2. Advances the OPFOR as the enemy forces withdraw. 3. Inflicts heavy casualties. 4. Captures the members of the enemy force. 5. Captures documents and equipment. 6. Safeguards captured documents, equipment, and personnel.

ELEMENTS: Company Headquarters
Two Float Bridge Platoon Headquarters

TASK: Plan and Direct Assault Float Bridge Construction (Ribbon Bridge) (05-2-0605)
(TC 5-210)

ITERATION: 1 2 3 4 5 M (Circle)

COMMANDER/LEADER ASSESSMENT: T P U (Circle)

CONDITIONS: The element receives an operation order (OPORD) to construct a ribbon bridge capable of passing military load classification (MLC) 70 vehicles. A river crossing site reconnaissance was done earlier by the company reconnaissance noncommissioned officer (NCO), and all crossing areas and launch sites have been determined satisfactory for use. Site security and communications have been set up. The company is at full authorized equipment and manpower strength. Some iterations of this task should be performed in MOPP4.

TASK STANDARDS: The company plans and directs bridging operations. All necessary bridges are emplaced by the time specified without delays caused by inadequate planning. The time required to perform this task is increased when conducting it in mission-oriented protection posture (MOPP) 4.

TASK STEPS AND PERFORMANCE MEASURES	GO	NO-GO
<p>* 1. The element commander or the crossing site officer in charge (OIC) ensures that the unit is mission-ready.</p> <ul style="list-style-type: none"> a. Ensured that all required equipment and personnel were available and mission-ready. b. Issued a detailed OPORD outlining the resources to be committed, construction methods, construction and operations timetables, and other pertinent coordinating instructions. c. Established communications with higher headquarters (HQ) and the crossing area command group. d. Coordinated for mission support (site security; air defense; smoke and nuclear, biological, and chemical [NBC] decontamination; and host nation support). e. Demanded adherence to safety procedures according to the unit's standing operating procedure (SOP) and Training Circular (TC) 5-210. <p>2. The crossing site noncommissioned officer in charge (NCOIC) prepares the unit for and directs the execution of the mission.</p> <ul style="list-style-type: none"> a. Organized the unit into boat, transporter, raft/bridge, launching site, and engineer equipment park (EEP) crews. b. Appointed raft/bridge, launching site, and EEP NCOICs as required. c. Briefed the OPORD to subordinate NCOs, outlining duties of each. d. Established and maintained constant communications with the EEP crew. e. Enforced unit tactical discipline (vehicle and personnel dispersion, cover and concealment, the wearing of proper Common Table of Allowances (CTA-) 50 items, and the carrying and use of assigned weapons and ammunition if necessary). f. Spot-checked all areas constantly, making corrections and issuing orders as necessary. <p>* 3. The raft/bridge NCOIC prepares for and conducts river crossing operations.</p> <ul style="list-style-type: none"> a. Coordinated mission execution (timetables and coordinating instructions) with boat, transporter, and launching site crews. 		

TASK STEPS AND PERFORMANCE MEASURES	GO	NO-GO
<p>b. Assigned duties and responsibilities to the raft/bridge crew for the upcoming construction and operation of the raft/bridge.</p> <p>c. Supervised the construction and operation of the raft/bridge.</p> <p>d. Ensured that all required tools and equipment were available and serviceable.</p> <p>4. The launch site NCOIC prepares for and conducts river crossing operations.</p> <p>a. Directed the final ramp and bank preparation at the launching site, if necessary.</p> <p>b. Prepared a traffic management plan for the launching site area to ensure an efficient flow of vehicles and equipment.</p> <p>c. Assigned duties and responsibilities of the launching site crew for the upcoming mission.</p> <p>d. Ensured that all required tools and equipment were available and serviceable.</p> <p>e. Maintained constant communications with the EEP crew.</p> <p>5. The EEP NCOIC prepares for and conducts river crossing operations.</p> <p>a. Directed the tactical parking and quartering of all vehicles, equipment, and support elements.</p> <p>b. Prepared a traffic management plan to ensure a smooth flow of traffic through the equipment park.</p> <p>c. Assigned duties and responsibilities to the EEP crew for the upcoming mission.</p> <p>d. Organized serials for movement to the launching site according to the OPORD and orders from the crossing site NCOIC.</p> <p>e. Controlled all unit movement to the crossing area.</p> <p>(1) Briefed operators on the designated and alternate movement routes.</p> <p>(2) Ensured that all vehicles and equipment were mission-ready.</p> <p>(3) Ensured tactical movement from the EEP (proper vehicle intervals, noise and light discipline, and blackout driving).</p> <p>f. Maintained constant communications with the crossing site.</p> <p>g. Ensured that the EEP remained as tactical as possible (proper camouflage, vehicle and personnel dispersion, and site security).</p> <p>h. Established the engineer regulating point (ERP), when required.</p> <p>6. Bridge boat commanders prepare and conduct river crossing operations.</p> <p>a. Launched the bridge erection boats.</p> <p>(1) Followed procedures for a slow or fast water launch from the transporter.</p> <p>(2) Ensured that the launch site had a uniform, stable bank with a slope of 11 degrees or less.</p> <p>(3) Ensured that the water depth at the launch site was 48 inches or more.</p> <p>NOTE: Bridge erection boats (BEBs) can also be transported and deployed by helicopter.</p> <p>b. Retrieved bays and pushed them into the construction area.</p> <p>c. Assisted in raft construction and operations.</p> <p>NOTE: Boat operators will take all orders from the raft commander.</p> <p>d. Held and anchored a ribbon bridge on the centerline.</p> <p>e. Performed duties as safety boats.</p> <p>7. Transporter operators conduct river crossing operations.</p> <p>a. Moved from the EEP to the launching ramp on order from the EEP NCOIC.</p> <p>b. Launched ribbon bays (under the direction of the launching site NCOIC).</p> <p>c. Returned the transporter to the EEP.</p>		

TASK STEPS AND PERFORMANCE MEASURES	GO	NO-GO
<p>8. Raft/bridge construction crews conduct river crossing operations.</p> <ul style="list-style-type: none"> a. Boarded unfolded bays from a bridge erection boat in midstream construction or from shore-in-shore construction. b. Threw taglines over to the soldiers on the approaching bay, which they secured to the bay rope cleats. c. Pulled the approaching bay into the proper position where other soldiers connected the bridge bay upper connectors (dog bones). d. Connected the lower lock drive pins on the bays by turning the T-bar connecting wrench in a clockwise direction. <p>NOTE: The top of the lower lock drive pin is 3/4 inches below the deck when fully engaged.</p> <ul style="list-style-type: none"> e. Disconnected the boat if not needed for raft propulsion or bridge anchorage. f. Performed raft/bridge operation and maintenance tasks, as assigned. <p>9. Launching site crews conduct river crossing operations.</p> <ul style="list-style-type: none"> a. Performed site preparation duties as assigned by the site NCOIC. b. Ground-guided transporters through the launching site and in and out of the launching ramp. c. Prepared, erected, and maintained the proper raft/bridge anchorage system. <p>10. EEP crews conduct river crossing operations.</p> <ul style="list-style-type: none"> a. Performed site preparation, operation, and maintenance duties as assigned by the EEP NCOIC. b. Ground-guided vehicles as necessary through the equipment park. 		

TASK PERFORMANCE / EVALUATION SUMMARY BLOCK							
ITERATION	1	2	3	4	5	M	TOTAL
TOTAL TASK STEPS EVALUATED							
TOTAL TASK STEPS "GO"							
TRAINING STATUS "GO"/"NO-GO"							

"*" indicates a leader task step.

SUPPORTING INDIVIDUAL TASKS

Task Number	Task Title
052-198-3090	Supervise Float Bridge Maintenance
052-198-4103	Determine Float Bridge Protective Devices

SUPPORTING COLLECTIVE TASKS

Task Number	Task Title
05-2-7008	Prepare an Operation Order (OPORD) (Company/Platoon)

OPFOR TASKS AND STANDARDS

TASK: Disrupt Defensive Preparations (5-OPFOR-0018)

CONDITION: The opposing forces (OPFOR) element has located the enemy. Priority intelligence requirements (PIR) and other intelligence requirements obtained by OPFOR patrols indicate that the enemy elements are establishing defensive positions. The OPFOR element has automatic and antiarmor weapons and light mortars.

STANDARD: The OPFOR element disrupts and delays the enemy's defensive preparations. 1. Locates and penetrates the enemy's security system. 2. Forces the enemy to delay defensive preparations. 3. Disrupts the enemy's obstacle preparations.

TASK: Surrender to the Capturing Unit on the Battlefield (5-OPFOR-0024)

CONDITION: The enemy has captured the opposing forces (OPFOR) element's soldiers, documents, and equipment sensitive to the OPFOR tactical operations.

STANDARD: The OPFOR soldiers retain or destroy documents and equipment. The OPFOR element surrenders documents and equipment of no tactical use to the enemy and attempts to conceal or destroy items of tactical value. The OPFOR element attempts escape and evasion. 1. Prevents the successful capture of documents and equipment. 2. Destroys documents and equipment. 3. Removes identifying markings from equipment. 4. Removes unit-identifying insignia. 5. Provides misleading information. 6. Plans an escape. 7. Delays movement to the nearest collection point. 8. Prevents safeguarding of enemy prisoners of war (EPWs) in order to cause embarrassment to the United States (US).

TASK: Disrupt a Route Reconnaissance (5-OPFOR-0021)

CONDITION: The enemy is conducting a route reconnaissance. The opposing forces (OPFOR) element is positioned along the enemy's route.

STANDARD: The OPFOR element attempts to disrupt a squad/section conducting a route reconnaissance. 1. Prevents the unit from meeting its specified time schedule. 2. Forces the unit to deviate from its specified route. 3. Prevents the unit from reaching its assigned destination. 4. Surprises the squad/section. 5. Inflicts casualties on the unit.

TASK: Disrupt a Net Control Station (NCS) (5-OPFOR-0019)

CONDITION: The enemy has established a NCS. The opposing forces (OPFOR) element has radio and jamming equipment.

STANDARD: The OPFOR element attempts to disrupt an NCS. 1. Attempts to locate the radio frequency that the unit is operating on. 2. Attempts to enter the radio net. 3. Attempts to issue "bogus" orders to a unit on the net. 4. Jams the radio frequency and forces the unit to go to an alternate frequency.

TASK: Disrupt Construction of Vehicle Fighting Positions (5-OPFOR-0020)

CONDITION: The opposing forces (OPFOR) element has located the enemy. The priority intelligence requirements (PIR) and other intelligence obtained by OPFOR patrols indicate the enemy is constructing vehicle fighting positions within its defensive area. The OPFOR element has automatic and antiarmor weapons and light mortars.

STANDARD: The OPFOR element attempts to disrupt the enemy's efforts to establish vehicle fighting positions. 1. Locates the defensive area. 2. Surprises the main body. 3. Penetrates the defensive area with squad-size probes. 4. Inflicts casualties on the unit. 5. Destroys vehicles. 6. Disrupts the unit's preparations (prevents or delays beyond the unit's allotted time).

TASK: Disrupt Quartering Party Operations (5-OPFOR-0017)

CONDITION: The enemy is conducting quartering party operations. It has established an assembly area (AA) but has not moved in the main body.

STANDARD: The opposing forces (OPFOR) element attempts to disrupt quartering party operations and infiltrate the enemy's AA. 1. Locates the quartering party and the AA. 2. Surprises the main body. 3. Penetrates the AA with squad-size probes. 4. Inflicts personnel casualties and vehicle damage. 5. Disrupts the unit's preparations (prevents or delays beyond the unit's allotted time).

TASK: Disrupt Movement (5-OPFOR-0014)

CONDITION: The enemy is expected to move through the opposing forces (OPFOR) element's area of operations. The OPFOR element has received an operation order (OPORD) or fragmentary order (FRAGO) to disrupt enemy movement. The enemy has the capability to defend with direct fire and antiarmor weapons.

STANDARD: The OPFOR element delays enemy movement. 1. Delays the element. 2. Forces the element to deviate from its route. 3. Prevents the element from reaching its destination. 4. Surprises the element's main body.

TASK: Disrupt Assembly Area (AA) Activities (5-OPFOR-0013)

CONDITION: Intelligence reports indicate that platoon- and company-size enemy units are operating in the opposing forces (OPFOR) area of operations. Enemy units can defend from AAs with direct fire, antiarmor weapons, and indirect fire. The enemy has close air support (CAS) and nuclear, biological, and chemical (NBC) capabilities.

STANDARD: The OPFOR element locates and disrupts the enemy's AA activities. 1. Locates the element's AA. 2. Probes the AA with squad- or team-size elements. 3. Inflicts more than 5 percent casualties on the element. 4. Disrupts the element's preparations (prevents or delays beyond the element's allotted time).

TASK: Disrupt Enemy Movement and Operations Using Tactical Nuclear Weapons (5-OPFOR-0016)

CONDITION: The opposing forces (OPFOR) element has located the enemy. Priority intelligence requirements (PIR) and other intelligence requirements have been obtained by OPFOR patrols. Tactical nuclear weapons are employed against key locations in the rear area.

STANDARD: The OPFOR element disrupts enemy movement and operations. 1. Disrupts or delays the movement of the enemy's equipment and supplies to the forward areas. 2. Destroys enemy equipment and supplies. 3. Inflicts a high rate of nuclear casualties among the enemy forces. 4. Denies the enemy the use of specified areas. 5. Contaminates the enemy's equipment and supplies.

TASK: Defend a Minefield (5-OPFOR-0023)

CONDITION: The enemy is conducting a minefield sweeping operation. The opposing forces (OPFOR) element has a minefield placed in the enemy's path. The minefield is under constant observation and fire.

STANDARD: The OPFOR element defends a minefield against an enemy element conducting a minefield sweeping operation. 1. Prevents the unit from detecting the obstacle. 2. Disrupts the minefield sweeping operation. 3. Prevents the unit from conducting the minefield sweeping operation, prevents the unit from moving all personnel through the breach or delays the completion of the minefield sweeping operation for more than 45 minutes.

TASK: Disrupt an Engineer Reconnaissance (5-OPFOR-0022)

CONDITION: The enemy is conducting an engineer reconnaissance. The opposing forces (OPFOR) element is positioned along the enemy's route.

STANDARD: The OPFOR element disrupts an engineer reconnaissance. 1. Prevents the unit from meeting its specified time schedule. 2. Forces the unit to deviate from its specified route. 3. Prevents the unit from accomplishing its assigned engineer reconnaissance. 4. Surprises the unit conducting the reconnaissance.

- ELEMENTS:** Company Headquarters
 Two Float Bridge Platoon Headquarters
 Four Bridge Sections
 Two Bridge Support Sections
 Support Platoon Headquarters
 Maintenance and Equipment Section
 Two Site Support Sections
 Augment

TASK: Defend a Convoy Against a Ground Attack (05-2-0911)
 (FM 55-30) (FM 21-75) (FM 24-19)
 (FM 24-35) (FM 24-35-1) (FM 71-1)

ITERATION: 1 2 3 4 5 M (Circle)

COMMANDER/LEADER ASSESSMENT: T P U (Circle)

CONDITIONS: The team is performing continuous operations. An enemy squad- to platoon-size force attacks the convoy's main body. The operation order (OPORD) and rules of engagement (ROE) provide guidance for the mission and actions to take upon contact. Some iterations of this task should be performed in MOPP4.

TASK STANDARDS: The convoy protects itself and attacks or disengages from the enemy. The convoy minimizes casualties or damage by taking immediate-action measures. Digital units send and receive orders and reports using frequency-modulated (FM) or digital means to conduct combat operations. The time required to perform this task is increased when conducting it in mission-oriented protection posture (MOPP) 4.

TASK STEPS AND PERFORMANCE MEASURES	GO	NO-GO
<p>* 1. The element leader prepares for combat operations. He-- NOTE: Digital units set stale settings to provide current friendly and enemy unit locations.</p> <ul style="list-style-type: none"> a. Designated and positioned the security elements throughout the convoy (front, rear, and flank). b. Established radio communications with security elements. c. Designated actions upon enemy contact (action front, left, right, or rear; air attack; or indirect fire). d. Assigned each armed vehicle a sector of fire for the movement, and ensured that the convoy had 360-degree coverage while moving. e. Designated en route rally points and the actions to be taken at those points. f. Coordinated with the battalion Operations and Training Officer (US Army) (S3) for indirect fire along the planned route. g. Received an update from the battalion Intelligence Officer (US Army) (S2) on probable enemy actions influencing the convoy route or the mission. <p>NOTE: Digital units receive updated intelligence information through the Force XXI Command Brigade and Below (FBCB2) System or the Maneuver Control System (MCS).</p> <p>2. The element prepares for combat operations. Members--</p> <ul style="list-style-type: none"> a. Loaded vehicles, stowed or tied down all loose equipment, and ensured that there was enough space to bring weapons to bear. <p>NOTE: Air guards are present.</p> <ul style="list-style-type: none"> b. Ensured that weapons were functional and had their basic load of ammunition. 		

TASK STEPS AND PERFORMANCE MEASURES	GO	NO-GO
<p>c. Rehearsed the procedures for enemy contact before the start point (SP). d. Ensured that each vehicle commander knew the route and all standing operating procedures (SOPs).</p> <p>3. The convoy reacts to enemy contact. Members-- a. Scanned the area for the enemy and returned fire at identified enemy positions. b. Sought available cover. c. Maneuvered vehicles to allow the gunner to engage the enemy and moved all unarmed vehicles to cover. d. Provided suppressive gunnery fire on the enemy. e. Deployed the security teams and reported the situation to the element leader.</p> <p>* 4. The element leader develops the situation. He-- a. Initiated fire and maneuver. b. Requested indirect-fire support. c. Sought information on the enemy's strength, composition, and disposition. d. Evaluated the direction and volume of the enemy fire, confirmed or suspected enemy positions, and the terrain capacity for the masking forces.</p> <p>* 5. The element leader selects a course of action based on mission, enemy, terrain, troops, time available, and civilian considerations (METT-TC) factors and the developing situation. He-- a. Maneuvered to attack the enemy's flank. b. Conducted a frontal assault. c. Broke contact and moved away from the enemy position by fire and maneuver.</p> <p>6. The security element engages the enemy (within capabilities).</p> <p>* 7. The element leader reports the tactical situation to higher headquarters (HQ).</p> <p>8. The element reorganizes and resumes its convoy. Members-- a. Reconstituted the security force. b. Treated and evacuated casualties. c. Reported casualties. d. Redistributed ammunition and equipment. e. Recovered any damaged equipment or destroyed it in place.</p>		

TASK PERFORMANCE / EVALUATION SUMMARY BLOCK							
ITERATION	1	2	3	4	5	M	TOTAL
TOTAL TASK STEPS EVALUATED							
TOTAL TASK STEPS "GO"							
TRAINING STATUS "GO"/"NO-GO"							

"*" indicates a leader task step.

SUPPORTING INDIVIDUAL TASKS

Task Number	Task Title
052-194-3500	Conduct a Patrol

SUPPORTING INDIVIDUAL TASKS

Task Number	Task Title
061-283-1002	Locate a Target by Grid Coordinates
071-326-5505	Issue an Oral Operation Order
071-326-5605	Control Movement of a Fire Team
071-326-5611	Conduct the Maneuver of a Squad
071-332-5022	Prepare a Battalion Situation Report (SITREP)
081-831-0101	Request Medical Evacuation
091-309-0711	Direct Vehicle and Equipment Recovery Operations
113-573-0002	Conduct Operations Security (OPSEC) Procedures
113-573-8006	Use an Automated Signal Operation Instruction (SOI)
121-030-3534	Report Casualties

SUPPORTING COLLECTIVE TASKS

Task Number	Task Title
07-2-1301.05-T01A	Conduct a Convoy
07-3-1112.05-T01A	React to an Ambush
10-2-0318.05-T01A	Perform Unit Graves Registration (GRREG) Operations

OPFOR TASKS AND STANDARDS

TASK: Surrender to the Capturing Unit on the Battlefield (5-OPFOR-0024)

CONDITION: The enemy has captured the opposing forces (OPFOR) element's soldiers, documents, and equipment sensitive to the OPFOR tactical operations.

STANDARD: The OPFOR soldiers retain or destroy documents and equipment. The OPFOR element surrenders documents and equipment of no tactical use to the enemy and attempts to conceal or destroy items of tactical value. The OPFOR element attempts escape and evasion. 1. Prevents the successful capture of documents and equipment. 2. Destroys documents and equipment. 3. Removes identifying markings from equipment. 4. Removes unit-identifying insignia. 5. Provides misleading information. 6. Plans an escape. 7. Delays movement to the nearest collection point. 8. Prevents safeguarding of enemy prisoners of war (EPWs) in order to cause embarrassment to the United States (US).

TASK: Conduct an Ambush (5-OPFOR-0007)

CONDITION: The enemy is moving in a convoy. The opposing forces (OPFOR) element is positioned along the enemy's route.

STANDARD: The OPFOR element inflicts casualties on the enemy and causes vehicle and equipment damage. 1. Prepares an ambush site before the element arrives. 2. Surprises march element forces. 3. Inflicts heavy casualties within the designated kill zone. 4. Inflicts heavy damage to vehicles and equipment within the designated kill zone. 5. Delays the march element from reaching a specified destination for a specified period of time. 6. Withdraws on order. 7. Sustains no casualties. 8. Reports actions to superiors.

TASK: Disrupt Movement (5-OPFOR-0014)

CONDITION: The enemy is expected to move through the opposing forces (OPFOR) element's area of operations. The OPFOR element has received an operation order (OPORD) or fragmentary order (FRAGO) to disrupt enemy movement. The enemy has the capability to defend with direct fire and antiarmor weapons.

STANDARD: The OPFOR element delays enemy movement. 1. Delays the element. 2. Forces the element to deviate from its route. 3. Prevents the element from reaching its destination. 4. Surprises the element's main body.

TASK: Disrupt a Route Reconnaissance (5-OPFOR-0021)

CONDITION: The enemy is conducting a route reconnaissance. The opposing forces (OPFOR) element is positioned along the enemy's route.

STANDARD: The OPFOR element attempts to disrupt a squad/section conducting a route reconnaissance. 1. Prevents the unit from meeting its specified time schedule. 2. Forces the unit to deviate from its specified route. 3. Prevents the unit from reaching its assigned destination. 4. Surprises the squad/section. 5. Inflicts casualties on the unit.

TASK: Disrupt a Net Control Station (NCS) (5-OPFOR-0019)

CONDITION: The enemy has established a NCS. The opposing forces (OPFOR) element has radio and jamming equipment.

STANDARD: The OPFOR element attempts to disrupt an NCS. 1. Attempts to locate the radio frequency that the unit is operating on. 2. Attempts to enter the radio net. 3. Attempts to issue "bogus" orders to a unit on the net. 4. Jams the radio frequency and forces the unit to go to an alternate frequency.

TASK: Disrupt Construction of Vehicle Fighting Positions (5-OPFOR-0020)

CONDITION: The opposing forces (OPFOR) element has located the enemy. The priority intelligence requirements (PIR) and other intelligence obtained by OPFOR patrols indicate the enemy is constructing vehicle fighting positions within its defensive area. The OPFOR element has automatic and antiarmor weapons and light mortars.

STANDARD: The OPFOR element attempts to disrupt the enemy's efforts to establish vehicle fighting positions. 1. Locates the defensive area. 2. Surprises the main body. 3. Penetrates the defensive area with squad-size probes. 4. Inflicts casualties on the unit. 5. Destroys vehicles. 6. Disrupts the unit's preparations (prevents or delays beyond the unit's allotted time).

TASK: Defeat Obstacles (5-OPFOR-0009)

CONDITION: The opposing forces (OPFOR) element encounters an obstacle that blocks the avenue of approach as it advances upon the enemy forces.

STANDARD: The OPFOR element bypasses or breaches the enemy obstacle. 1. Detects the obstacle before halting its main body. 2. Defeats the obstacle. a. Bypasses the obstacle without entering the engagement areas. b. Breaches the obstacle within 45 minutes and passes its entire force through the obstacle. 3. Does not incur degradation to the point that the mission must be discontinued.

TASK: Conduct an Attack (5-OPFOR-0008)

CONDITION: The enemy is conducting tactical operations. The opposing forces (OPFOR) element receives orders to attack the enemy, the area of occupation, or the main supply route (MSR) with smoke.

STANDARD: The OPFOR element disrupts the enemy's movement and smoke operations. 1. Determines the delivery method of the smoke attack. 2. Locates the target. 3. Delivers the smoke attack downwind. 4. Attacks the enemy with smoke, and surge attacks when the enemy responds to the smoke.

TASK: Conduct an Aerial Reconnaissance (5-OPFOR-0010)

CONDITION: The opposing forces (OPFOR) headquarters (HQ) element requires intelligence on the locations and identification of enemy elements. An aircraft is dispatched to take photographs and make a visual inspection of the enemy rear area.

STANDARD: The OPFOR element gathers photograph intelligence of the enemy. 1. Photographs the assigned sectors. 2. Makes quick visual checks where the ceiling is low. 3. Locates enemy positions in the area, particularly support and storage bases, and command and control (C2) facilities. 4. Sustains no loss of aircraft. 5. Reports priority intelligence requirements (PIR) and other information requirements to the OPFOR HQ.

TASK: Conduct Terrorist and Saboteur Attacks (5-OPFOR-0005)

CONDITION: The opposing forces (OPFOR) element dispatches small teams into the enemy's rear area to disrupt combat service support (CSS) operations.

STANDARD: The enemy sustains disrupted command and control (C2), destroyed equipment and supplies, and light casualties. 1. Locates rear support bases and C2 facilities. 2. Delays and disrupts CSS operations through probes. 3. Infiltrates CSS bases to conduct sabotage and terrorist activities. 4. Inflicts light casualties. 5. Destroys supplies and equipment.

TASK: Disrupt Defensive Preparations (5-OPFOR-0018)

CONDITION: The opposing forces (OPFOR) element has located the enemy. Priority intelligence requirements (PIR) and other intelligence requirements obtained by OPFOR patrols indicate that the enemy elements are establishing defensive positions. The OPFOR element has automatic and antiarmor weapons and light mortars.

STANDARD: The OPFOR element disrupts and delays the enemy's defensive preparations. 1. Locates and penetrates the enemy's security system. 2. Forces the enemy to delay defensive preparations. 3. Disrupts the enemy's obstacle preparations.

TASK: Disrupt Quartering Party Operations (5-OPFOR-0017)

CONDITION: The enemy is conducting quartering party operations. It has established an assembly area (AA) but has not moved in the main body.

STANDARD: The opposing forces (OPFOR) element attempts to disrupt quartering party operations and infiltrate the enemy's AA. 1. Locates the quartering party and the AA. 2. Surprises the main body. 3. Penetrates the AA with squad-size probes. 4. Inflicts personnel casualties and vehicle damage. 5. Disrupts the unit's preparations (prevents or delays beyond the unit's allotted time).

TASK: Disrupt Enemy Movement and Operations Using Tactical Nuclear Weapons (5-OPFOR-0016)

CONDITION: The opposing forces (OPFOR) element has located the enemy. Priority intelligence requirements (PIR) and other intelligence requirements have been obtained by OPFOR patrols. Tactical nuclear weapons are employed against key locations in the rear area.

STANDARD: The OPFOR element disrupts enemy movement and operations. 1. Disrupts or delays the movement of the enemy's equipment and supplies to the forward areas. 2. Destroys enemy equipment and supplies. 3. Inflicts a high rate of nuclear casualties among the enemy forces. 4. Denies the enemy the use of specified areas. 5. Contaminates the enemy's equipment and supplies.

TASK: Disrupt Enemy Movement and Operations Using Persistent and Nonpersistent Chemical Weapons (5-OPFOR-0015)

CONDITION: The opposing forces (OPFOR) element has located the enemy. Priority intelligence requirements (PIR) and other intelligence requirements have been obtained by OPFOR patrols. The OPFOR units deliver chemical agents, by means of conventional artillery weapons or aircraft, along selected supply routes and key bases in the rear area.

STANDARD: The OPFOR element disrupts enemy movement and operations using persistent and nonpersistent chemical weapons. 1. Delivers chemical agents in low and densely wooded areas. 2. Delays the movement of enemy supplies and equipment to the forward areas. 3. Restricts the movement of the enemy units in the rear area. 4. Channels the movement of enemy units into predesignated ambush areas. 5. Contaminates enemy supplies and equipment. 6. Inflicts a high rate of casualties on enemy forces.

TASK: Counter Passage of Lines (5-OPFOR-0012)

CONDITION: Enemy forces are in defensive positions, but they are expected to attempt passage-of-lines operations. The opposing forces (OPFOR) received orders to disrupt enemy passage-of-lines operations.

STANDARD: The OPFOR element delays or prevents enemy passage of lines. 1. Delays the passage. 2. Prevents the company from moving all personnel through the stationary unit. 3. Engages the main body of either the moving or the stationary unit.

TASK: Defend a Minefield (5-OPFOR-0023)

CONDITION: The enemy is conducting a minefield sweeping operation. The opposing forces (OPFOR) element has a minefield placed in the enemy's path. The minefield is under constant observation and fire.

STANDARD: The OPFOR element defends a minefield against an enemy element conducting a minefield sweeping operation. 1. Prevents the unit from detecting the obstacle. 2. Disrupts the minefield sweeping operation. 3. Prevents the unit from conducting the minefield sweeping operation, prevents the unit from moving all personnel through the breach or delays the completion of the minefield sweeping operation for more than 45 minutes.

TASK: Conduct Sniper Operations (5-OPFOR-0006)

CONDITION: The opposing forces (OPFOR) element has assigned snipers (regular or irregular elements) in the enemy's rear area along the main supply route (MSR) and near support sites.

STANDARD: The OPFOR element kills or wounds targets. 1. Sets up a well-concealed location. 2. Engages vehicle drivers or personnel on foot with short bursts of semiautomatic fire. 3. Kills or wounds selected targets. 4. Prevents the position from being discovered by enemy forces. 5. Evacuates the area without being spotted. 6. Reports all specified priority intelligence requirements (PIR) and other intelligence requirements to the OPFOR headquarters (HQ).

TASK: Conduct Air Attacks (5-OPFOR-0002)

CONDITION: The opposing forces (OPFOR) element in the rear area has forwarded the positions of the enemy support sites or the locations of moving elements. The OPFOR aircraft have been dispatched to attack enemy installations or convoys.

STANDARD: The OPFOR element attempts to delay, disrupt, or damage the enemy targets by air. 1. Locates the target (support sites or convoys). 2. Makes attack runs on the designated targets. 3. Inflicts heavy damage to the selected target. 4. Sustains no loss of aircraft. 5. Delays moving the force for more than one hour.

TASK: Conduct a Raid (5-OPFOR-0004)

CONDITION: The opposing forces (OPFOR) element has occupied an objective rally point and has orders to conduct a raid on a combat service support (CSS) base.

STANDARD: The OPFOR element infiltrates the enemy's base and destroys all of the targets. 1. Surprises the enemy forces. 2. Assaults the support base and accomplishes the assigned tasks. 3. Destroys the specified equipment and supplies. 4. Avoids being decisively engaged. 5. Withdraws all personnel from the objective areas within the time prescribed. 6. Obtains all priority intelligence requirements (PIR) from the raid site. 7. Sustains only light casualties from enemy fire.

TASK: Attack (5-OPFOR-0001)

CONDITION: The opposing forces (OPFOR) element has located the enemy. The priority intelligence requirements (PIR) and other intelligence requirements have been obtained by OPFOR patrols. The OPFOR element has automatic and antiarmor weapons and light mortars.

STANDARD: The OPFOR element attempts to seize the terrain, vehicles, or equipment. 1. Develops an attack plan. 2. Surprises the enemy unit's main body. 3. Initiates the attack using a scheme of maneuver that exploits the enemy's flanks, gaps, and weaknesses. 4. Uses covered and concealed routes to approach the enemy forces' flanks, gaps, or weakly held areas. 5. Employs indirect fire to support the attack. 6. Penetrates enemy defenses. 7. Destroys equipment and supplies. 8. Inflicts heavy casualties. 9. Isolates the combat service support (CSS) base by blocking reinforcements. 10. Forces enemy units to displace. 11. Avoids being fixed in one position. 12. Withdraws before the CSS base is reinforced with tactical combat forces.

TASK: Disrupt Assembly Area (AA) Activities (5-OPFOR-0013)

CONDITION: Intelligence reports indicate that platoon- and company-size enemy units are operating in the opposing forces (OPFOR) area of operations. Enemy units can defend from AAs with direct fire, antiarmor weapons, and indirect fire. The enemy has close air support (CAS) and nuclear, biological, and chemical (NBC) capabilities.

STANDARD: The OPFOR element locates and disrupts the enemy's AA activities. 1. Locates the element's AA. 2. Probes the AA with squad- or team-size elements. 3. Inflicts more than 5 percent casualties on the element. 4. Disrupts the element's preparations (prevents or delays beyond the element's allotted time).

TASK: Disrupt an Engineer Reconnaissance (5-OPFOR-0022)

CONDITION: The enemy is conducting an engineer reconnaissance. The opposing forces (OPFOR) element is positioned along the enemy's route.

STANDARD: The OPFOR element disrupts an engineer reconnaissance. 1. Prevents the unit from meeting its specified time schedule. 2. Forces the unit to deviate from its specified route. 3. Prevents the unit from accomplishing its assigned engineer reconnaissance. 4. Surprises the unit conducting the reconnaissance.

TASK: Maintain Contact (5-OPFOR-0003)

CONDITION: The opposing forces (OPFOR) element is engaged with enemy base defense forces. The enemy forces are withdrawing under pressure.

STANDARD: The OPFOR element maintains enemy contact while the enemy withdraws. 1. Engages the enemy forces decisively. 2. Advances the OPFOR as the enemy forces withdraw. 3. Inflicts heavy casualties. 4. Captures the members of the enemy force. 5. Captures documents and equipment. 6. Safeguards captured documents, equipment, and personnel.

- ELEMENTS:** Company
 Company Headquarters
 Two Float Bridge Platoon Headquarters
 Four Bridge Sections
 Two Bridge Support Sections
 Support Platoon Headquarters
 Maintenance and Equipment Section
 Two Site Support Sections
 Augment

TASK: Conduct an Extraction From a Minefield (05-3-0113)
 (FM 20-32) (FM 5-250) (FM 5-34)

ITERATION: 1 2 3 4 5 M (Circle)
COMMANDER/LEADER ASSESSMENT: T P U (Circle)

CONDITIONS: The element is supporting a construction mission in a tactical environment. Remotely delivered mines impact on or around the element. Personnel have fragmentation armor and ballistic glasses (if available). Each vehicle is equipped with 30 meters of line and light grapnels. Digital units have performed functionality checks, and systems are operational. Some iterations of this task should be performed in MOPP4.

TASK STANDARDS: The element extracts all vehicles and personnel from the minefield. Digital units send and receive orders and reports and update the common operational picture (COP) using frequency-modulated (FM) or digital means. The time required to perform this task is increased when conducting it in mission-oriented protection posture (MOPP) 4.

TASK STEPS AND PERFORMANCE MEASURES	GO	NO-GO
<p>1. The individual who first discovers a mine initiates the alarm according to the unit's standing operating procedure (SOP). NOTE: Digital units send alert messaging and populate the Army Battle Command System (ABCS) with the location and/or send reports using FM or digital means according to the unit's tactical standing operating procedure (TACSOP).</p> <p>2. Command post (CP) personnel receive the alarm and alert units. a. Notified all elements. If the element was--</p> <ul style="list-style-type: none"> (1) Mounted, it accelerated and moved out of the area. When tactically feasible, the element moved in a column along a hard-surfaced road, watching for mines along the route. (2) Dismounted, it moved rapidly out of the area along the best-cleared route, watching for mines and trip wires. (3) Dismounted and deployed in a bivouac or assembly area (AA), it departed immediately along a hard-surfaced road (if practical), watching for mines along the route. The element abandoned all equipment and vehicles that came in contact with mines. (4) Unable to depart immediately, it remained in covered or protected positions until the minefield was deployed. The element carefully cleared mines from positions through detonation and departed as soon as it was feasible, following a hard-surfaced road (if practical) and watching for mines along the route. The element abandoned all equipment and vehicles that came in contact with mines. 		

TASK STEPS AND PERFORMANCE MEASURES	GO	NO-GO
<p>b. Informed higher headquarters (HQ) and adjacent units of the situation and included a description of the mines and the extent to which they were employed.</p> <p>c. Requested counterbattery fire (if the mines were artillery-delivered).</p> <p>* 3. Vehicle commanders check the immediate area and element personnel remove any mines and trip wires from vehicles. Element personnel--</p> <p>a. Dismounted and inspected the vehicles for mines and trip wires.</p> <p>b. Removed trip wires from soft-skinned vehicles using a grapnel or a similar device.</p> <p>NOTE: When using a grapnel to remove trip wires, throw the grapnel away from the covered position. Sound a warning to others in the area before throwing the grapnel.</p> <p>c. Left any vehicles touching or blocked in by antitank (AT) mines until the rest of the unit was out of the minefield.</p> <p>* 4. Element leaders identify unmovable vehicles and designate one or more lanes as exit lanes to allow remaining personnel and vehicles to leave the minefield, normally along previously used access routes.</p> <p>5. Element personnel mark designated lanes and destroy or remove mines within them.</p> <p>a. Used visual means to locate mines and marked the vehicle lanes. The lanes were at least 5 meters wide. The lanes were marked according to the tactical situation and threat; however, marked areas also allowed personnel to reenter the minefield and recover equipment or vehicles.</p> <p>b. Destroyed or removed all mines in the lanes (using a grapnel hook or other means) as directed by the company commander. Detonated only unmovable mines, reducing the likelihood of fragmentation injuries and equipment damage.</p> <p>* 6. Vehicle commanders direct the personnel ground-guiding vehicles out of the minefield, ensuring that--</p> <p>a. Individual elements moved only when directed to do so by the chain of command.</p> <p>b. Any equipment not in contact with a mine or a trip wire was placed onto vehicles.</p> <p>c. Individual crews ground-guided vehicles to a designated lane or allowed them to exit the minefield on their own.</p> <p>7. Company personnel remove any equipment or vehicles remaining after the initial extraction from the minefield.</p> <p>a. Reentered the minefield using the same exit routes.</p> <p>b. Detonated the minimum number of mines necessary to remove vehicles or equipment from the minefield.</p> <p>c. Avoided contact with mines and took all possible precautions to ensure that they were not jarred.</p> <p>d. Placed sandbags near mines to minimize vehicle and equipment damage.</p> <p>e. Removed mines from the equipment using a line or other remote means, and ensured that all personnel remained at a safe distance.</p> <p>f. Placed explosive charges to minimize vehicle damage when detonating mines on the ground.</p> <p>8. If the position cannot be evacuated, element personnel clear sufficient mines to allow mission accomplishment.</p> <p>a. Cleared the communication lanes between positions.</p> <p>b. Marked the communication lanes between positions.</p>		

TASK STEPS AND PERFORMANCE MEASURES	GO	NO-GO
c. Placed sandbags around mines to prevent injury and damage to the equipment from the detonation.		

TASK PERFORMANCE / EVALUATION SUMMARY BLOCK							
ITERATION	1	2	3	4	5	M	TOTAL
TOTAL TASK STEPS EVALUATED							
TOTAL TASK STEPS "GO"							
TRAINING STATUS "GO"/"NO-GO"							

"**" indicates a leader task step.

SUPPORTING INDIVIDUAL TASKS

Task Number	Task Title
052-192-2150	Setup an M93 Hornet (Wide-Area Munition [WAM]), Preoperation
052-192-2151	Operate an M71 Remote Control Unit (for the Hornet)
052-192-2152	Emplace an M93 Hornet (Wide-Area Munition [WAM]) for Remote Operations
052-192-3201	Direct the Emplacement of an M93 Hornet (Wide-Area Munition [WAM]) for Area Distribution
052-192-3202	Direct the Emplacement of an M93 Hornet (Wide-Area Munition [WAM]) in a Gauntlet
052-192-3203	Direct the Employment of an M93 Hornet (Wide-Area Munition [WAM]) with a Conventional Minefield
052-192-4201	Supervise the Placement of an M93 Hornet (Wide-Area Munition [WAM]) Field
052-193-2030	Clear Misfires

SUPPORTING COLLECTIVE TASKS

Task Number	Task Title
05-2-1218	Conduct Report Procedures

OPFOR TASKS AND STANDARDS

TASK: Attack (5-OPFOR-0001)

CONDITION: The opposing forces (OPFOR) element has located the enemy. The priority intelligence requirements (PIR) and other intelligence requirements have been obtained by OPFOR patrols. The OPFOR element has automatic and antiarmor weapons and light mortars.

STANDARD: The OPFOR element attempts to seize the terrain, vehicles, or equipment. 1. Develops an attack plan. 2. Surprises the enemy unit's main body. 3. Initiates the attack using a scheme of maneuver that exploits the enemy's flanks, gaps, and weaknesses. 4. Uses covered and concealed routes to approach the enemy forces' flanks, gaps, or weakly held areas. 5. Employs indirect fire to support the attack. 6. Penetrates enemy defenses. 7. Destroys equipment and supplies. 8. Inflicts heavy casualties. 9. Isolates the combat service support (CSS) base by blocking reinforcements. 10. Forces enemy units to displace. 11. Avoids being fixed in one position. 12. Withdraws before the CSS base is reinforced with tactical combat forces.

TASK: Surrender to the Capturing Unit on the Battlefield (5-OPFOR-0024)

CONDITION: The enemy has captured the opposing forces (OPFOR) element's soldiers, documents, and equipment sensitive to the OPFOR tactical operations.

STANDARD: The OPFOR soldiers retain or destroy documents and equipment. The OPFOR element surrenders documents and equipment of no tactical use to the enemy and attempts to conceal or destroy items of tactical value. The OPFOR element attempts escape and evasion. 1. Prevents the successful capture of documents and equipment. 2. Destroys documents and equipment. 3. Removes identifying markings from equipment. 4. Removes unit-identifying insignia. 5. Provides misleading information. 6. Plans an escape. 7. Delays movement to the nearest collection point. 8. Prevents safeguarding of enemy prisoners of war (EPWs) in order to cause embarrassment to the United States (US).

TASK: Conduct Sniper Operations (5-OPFOR-0006)

CONDITION: The opposing forces (OPFOR) element has assigned snipers (regular or irregular elements) in the enemy's rear area along the main supply route (MSR) and near support sites.

STANDARD: The OPFOR element kills or wounds targets. 1. Sets up a well-concealed location. 2. Engages vehicle drivers or personnel on foot with short bursts of semiautomatic fire. 3. Kills or wounds selected targets. 4. Prevents the position from being discovered by enemy forces. 5. Evacuates the area without being spotted. 6. Reports all specified priority intelligence requirements (PIR) and other intelligence requirements to the OPFOR headquarters (HQ).

TASK: Conduct a Raid (5-OPFOR-0004)

CONDITION: The opposing forces (OPFOR) element has occupied an objective rally point and has orders to conduct a raid on a combat service support (CSS) base.

STANDARD: The OPFOR element infiltrates the enemy's base and destroys all of the targets. 1. Surprises the enemy forces. 2. Assaults the support base and accomplishes the assigned tasks. 3. Destroys the specified equipment and supplies. 4. Avoids being decisively engaged. 5. Withdraws all personnel from the objective areas within the time prescribed. 6. Obtains all priority intelligence requirements (PIR) from the raid site. 7. Sustains only light casualties from enemy fire.

TASK: Conduct an Attack (5-OPFOR-0008)

CONDITION: The enemy is conducting tactical operations. The opposing forces (OPFOR) element receives orders to attack the enemy, the area of occupation, or the main supply route (MSR) with smoke.

STANDARD: The OPFOR element disrupts the enemy's movement and smoke operations. 1. Determines the delivery method of the smoke attack. 2. Locates the target. 3. Delivers the smoke attack downwind. 4. Attacks the enemy with smoke, and surge attacks when the enemy responds to the smoke.

TASK: Disrupt a Net Control Station (NCS) (5-OPFOR-0019)

CONDITION: The enemy has established a NCS. The opposing forces (OPFOR) element has radio and jamming equipment.

STANDARD: The OPFOR element attempts to disrupt an NCS. 1. Attempts to locate the radio frequency that the unit is operating on. 2. Attempts to enter the radio net. 3. Attempts to issue "bogus" orders to a unit on the net. 4. Jams the radio frequency and forces the unit to go to an alternate frequency.

TASK: Disrupt Construction of Vehicle Fighting Positions (5-OPFOR-0020)

CONDITION: The opposing forces (OPFOR) element has located the enemy. The priority intelligence requirements (PIR) and other intelligence obtained by OPFOR patrols indicate the enemy is constructing vehicle fighting positions within its defensive area. The OPFOR element has automatic and antiarmor weapons and light mortars.

STANDARD: The OPFOR element attempts to disrupt the enemy's efforts to establish vehicle fighting positions. 1. Locates the defensive area. 2. Surprises the main body. 3. Penetrates the defensive area with squad-size probes. 4. Inflicts casualties on the unit. 5. Destroys vehicles. 6. Disrupts the unit's preparations (prevents or delays beyond the unit's allotted time).

TASK: Defeat Obstacles (5-OPFOR-0009)

CONDITION: The opposing forces (OPFOR) element encounters an obstacle that blocks the avenue of approach as it advances upon the enemy forces.

STANDARD: The OPFOR element bypasses or breaches the enemy obstacle. 1. Detects the obstacle before halting its main body. 2. Defeats the obstacle. a. Bypasses the obstacle without entering the engagement areas. b. Breaches the obstacle within 45 minutes and passes its entire force through the obstacle. 3. Does not incur degradation to the point that the mission must be discontinued.

TASK: Disrupt an Engineer Reconnaissance (5-OPFOR-0022)

CONDITION: The enemy is conducting an engineer reconnaissance. The opposing forces (OPFOR) element is positioned along the enemy's route.

STANDARD: The OPFOR element disrupts an engineer reconnaissance. 1. Prevents the unit from meeting its specified time schedule. 2. Forces the unit to deviate from its specified route. 3. Prevents the unit from accomplishing its assigned engineer reconnaissance. 4. Surprises the unit conducting the reconnaissance.

TASK: Conduct an Aerial Reconnaissance (5-OPFOR-0010)

CONDITION: The opposing forces (OPFOR) headquarters (HQ) element requires intelligence on the locations and identification of enemy elements. An aircraft is dispatched to take photographs and make a visual inspection of the enemy rear area.

STANDARD: The OPFOR element gathers photograph intelligence of the enemy. 1. Photographs the assigned sectors. 2. Makes quick visual checks where the ceiling is low. 3. Locates enemy positions in the area, particularly support and storage bases, and command and control (C2) facilities. 4. Sustains no loss of aircraft. 5. Reports priority intelligence requirements (PIR) and other information requirements to the OPFOR HQ.

TASK: Conduct Terrorist and Saboteur Attacks (5-OPFOR-0005)

CONDITION: The opposing forces (OPFOR) element dispatches small teams into the enemy's rear area to disrupt combat service support (CSS) operations.

STANDARD: The enemy sustains disrupted command and control (C2), destroyed equipment and supplies, and light casualties. 1. Locates rear support bases and C2 facilities. 2. Delays and disrupts CSS operations through probes. 3. Infiltrates CSS bases to conduct sabotage and terrorist activities. 4. Inflicts light casualties. 5. Destroys supplies and equipment.

TASK: Disrupt Defensive Preparations (5-OPFOR-0018)

CONDITION: The opposing forces (OPFOR) element has located the enemy. Priority intelligence requirements (PIR) and other intelligence requirements obtained by OPFOR patrols indicate that the enemy elements are establishing defensive positions. The OPFOR element has automatic and antiarmor weapons and light mortars.

STANDARD: The OPFOR element disrupts and delays the enemy's defensive preparations. 1. Locates and penetrates the enemy's security system. 2. Forces the enemy to delay defensive preparations. 3. Disrupts the enemy's obstacle preparations.

TASK: Disrupt Quartering Party Operations (5-OPFOR-0017)

CONDITION: The enemy is conducting quartering party operations. It has established an assembly area (AA) but has not moved in the main body.

STANDARD: The opposing forces (OPFOR) element attempts to disrupt quartering party operations and infiltrate the enemy's AA. 1. Locates the quartering party and the AA. 2. Surprises the main body. 3. Penetrates the AA with squad-size probes. 4. Inflicts personnel casualties and vehicle damage. 5. Disrupts the unit's preparations (prevents or delays beyond the unit's allotted time).

TASK: Disrupt Enemy Movement and Operations Using Tactical Nuclear Weapons (5-OPFOR-0016)

CONDITION: The opposing forces (OPFOR) element has located the enemy. Priority intelligence requirements (PIR) and other intelligence requirements have been obtained by OPFOR patrols. Tactical nuclear weapons are employed against key locations in the rear area.

STANDARD: The OPFOR element disrupts enemy movement and operations. 1. Disrupts or delays the movement of the enemy's equipment and supplies to the forward areas. 2. Destroys enemy equipment and supplies. 3. Inflicts a high rate of nuclear casualties among the enemy forces. 4. Denies the enemy the use of specified areas. 5. Contaminates the enemy's equipment and supplies.

TASK: Disrupt Enemy Movement and Operations Using Persistent and Nonpersistent Chemical Weapons (5-OPFOR-0015)

CONDITION: The opposing forces (OPFOR) element has located the enemy. Priority intelligence requirements (PIR) and other intelligence requirements have been obtained by OPFOR patrols. The OPFOR units deliver chemical agents, by means of conventional artillery weapons or aircraft, along selected supply routes and key bases in the rear area.

STANDARD: The OPFOR element disrupts enemy movement and operations using persistent and nonpersistent chemical weapons. 1. Delivers chemical agents in low and densely wooded areas. 2. Delays the movement of enemy supplies and equipment to the forward areas. 3. Restricts the movement of the enemy units in the rear area. 4. Channels the movement of enemy units into predesignated ambush areas. 5. Contaminates enemy supplies and equipment. 6. Inflicts a high rate of casualties on enemy forces.

TASK: Counter Passage of Lines (5-OPFOR-0012)

CONDITION: Enemy forces are in defensive positions, but they are expected to attempt passage-of-lines operations. The opposing forces (OPFOR) received orders to disrupt enemy passage-of-lines operations.

STANDARD: The OPFOR element delays or prevents enemy passage of lines. 1. Delays the passage. 2. Prevents the company from moving all personnel through the stationary unit. 3. Engages the main body of either the moving or the stationary unit.

TASK: Disrupt Movement (5-OPFOR-0014)

CONDITION: The enemy is expected to move through the opposing forces (OPFOR) element's area of operations. The OPFOR element has received an operation order (OPORD) or fragmentary order (FRAGO) to disrupt enemy movement. The enemy has the capability to defend with direct fire and antiarmor weapons.

STANDARD: The OPFOR element delays enemy movement. 1. Delays the element. 2. Forces the element to deviate from its route. 3. Prevents the element from reaching its destination. 4. Surprises the element's main body.

TASK: Conduct Air Attacks (5-OPFOR-0002)

CONDITION: The opposing forces (OPFOR) element in the rear area has forwarded the positions of the enemy support sites or the locations of moving elements. The OPFOR aircraft have been dispatched to attack enemy installations or convoys.

STANDARD: The OPFOR element attempts to delay, disrupt, or damage the enemy targets by air. 1. Locates the target (support sites or convoys). 2. Makes attack runs on the designated targets. 3. Inflicts heavy damage to the selected target. 4. Sustains no loss of aircraft. 5. Delays moving the force for more than one hour.

TASK: Defend a Minefield (5-OPFOR-0023)

CONDITION: The enemy is conducting a minefield sweeping operation. The opposing forces (OPFOR) element has a minefield placed in the enemy's path. The minefield is under constant observation and fire.

STANDARD: The OPFOR element defends a minefield against an enemy element conducting a minefield sweeping operation. 1. Prevents the unit from detecting the obstacle. 2. Disrupts the minefield sweeping operation. 3. Prevents the unit from conducting the minefield sweeping operation, prevents the unit from moving all personnel through the breach or delays the completion of the minefield sweeping operation for more than 45 minutes.

TASK: Disrupt Assembly Area (AA) Activities (5-OPFOR-0013)

CONDITION: Intelligence reports indicate that platoon- and company-size enemy units are operating in the opposing forces (OPFOR) area of operations. Enemy units can defend from AAs with direct fire, antiarmor weapons, and indirect fire. The enemy has close air support (CAS) and nuclear, biological, and chemical (NBC) capabilities.

STANDARD: The OPFOR element locates and disrupts the enemy's AA activities. 1. Locates the element's AA. 2. Probes the AA with squad- or team-size elements. 3. Inflicts more than 5 percent casualties on the element. 4. Disrupts the element's preparations (prevents or delays beyond the element's allotted time).

TASK: Conduct an Ambush (5-OPFOR-0007)

CONDITION: The enemy is moving in a convoy. The opposing forces (OPFOR) element is positioned along the enemy's route.

STANDARD: The OPFOR element inflicts casualties on the enemy and causes vehicle and equipment damage. 1. Prepares an ambush site before the element arrives. 2. Surprises march element forces. 3. Inflicts heavy casualties within the designated kill zone. 4. Inflicts heavy damage to vehicles and equipment within the designated kill zone. 5. Delays the march element from reaching a specified destination for a specified period of time. 6. Withdraws on order. 7. Sustains no casualties. 8. Reports actions to superiors.

TASK: Maintain Contact (5-OPFOR-0003)

CONDITION: The opposing forces (OPFOR) element is engaged with enemy base defense forces. The enemy forces are withdrawing under pressure.

STANDARD: The OPFOR element maintains enemy contact while the enemy withdraws. 1. Engages the enemy forces decisively. 2. Advances the OPFOR as the enemy forces withdraw. 3. Inflicts heavy casualties. 4. Captures the members of the enemy force. 5. Captures documents and equipment. 6. Safeguards captured documents, equipment, and personnel.

TASK: Disrupt a Route Reconnaissance (5-OPFOR-0021)

CONDITION: The enemy is conducting a route reconnaissance. The opposing forces (OPFOR) element is positioned along the enemy's route.

STANDARD: The OPFOR element attempts to disrupt a squad/section conducting a route reconnaissance. 1. Prevents the unit from meeting its specified time schedule. 2. Forces the unit to deviate from its specified route. 3. Prevents the unit from reaching its assigned destination. 4. Surprises the squad/section. 5. Inflicts casualties on the unit.

- ELEMENTS:** Company Headquarters
 Two Float Bridge Platoon Headquarters
 Four Bridge Sections
 Two Bridge Support Sections
 Support Platoon Headquarters
 Maintenance and Equipment Section
 Two Site Support Sections

TASK: Emplace a Hasty Protective Row Minefield (05-3-0115.05-R01A)
 (FM 5-34) (FM 20-32)

ITERATION: 1 2 3 4 5 M (Circle)

COMMANDER/LEADER ASSESSMENT: T P U (Circle)

CONDITIONS: In a field environment, an order has been given to emplace a hasty protective row minefield. Copies of Department of the Army (DA) Form 1355-1-R, M15 and M21 antitank (AT) mines, and M16A1 (Korea only) and M18A1 antipersonnel (AP) mines are issued. Time is available to conduct a reconnaissance of the area. Digital units have performed functionality checks, and systems are operational. Some iterations of this task should be performed in MOPP4.

TASK STANDARDS: All mines are placed where they can be observed and covered by fires. The AT mines are placed in order to affect likely enemy mounted avenues of approach (AAs). AP mines are intermixed with AT mines and affect dismounted approaches. Minefields are marked and guarded. DA Form 1355-1-R is completed and submitted to the next higher headquarters (HQ). Digital units send and receive reports and orders using frequency-modulated (FM) or digital means. The time required to perform this task is increased when conducting it in mission-oriented protection posture (MOPP) 4.

TASK STEPS AND PERFORMANCE MEASURES	GO	NO-GO
<p>* 1. The element leader receives an operation order (OPORD)/fragmentary order (FRAGO) to lay a hasty protective minefield.</p> <p>NOTES:</p> <ol style="list-style-type: none"> 1. The brigade commander has the initial authority to employ hasty protective row minefields. He may delegate emplacement authority to the battalion or company commanders on a mission basis. This information and authorization is found in the OPORD, which is passed to the platoon level. 2. Digital units receive the OPORD/FRAGO through the Army Battle Command System (ABCS) according to the unit's standing operating procedure (SOP). <p>* 2. The element leader reports the intention to lay the minefield to higher headquarters (HQ).</p> <p>NOTES:</p> <ol style="list-style-type: none"> 1. This is the first of four reports: intention to lay, initiation to lay, status, and completion. All reports must be sent in a secure manner. 2. In most situations, the squad works together to emplace the minefield. For larger minefields, the coordination for support from other combat arms must be made to supplement manpower. <ol style="list-style-type: none"> a. Determined the minefield's location. b. Estimated the number and types of mines to be laid. c. Determined whether the mines would be buried. d. Determined the minefield's proposed start and completion date and time. e. Conducted precombat checks (PCCs) and precombat inspections (PCIs) f. Established security. 		

TASK STEPS AND PERFORMANCE MEASURES	GO	NO-GO
<p>3. Tank commanders (TCs) order the drivers to maneuver their vehicles using a covered and concealed route to the selected minefield location.</p> <p>4. TCs instruct drivers to move their vehicles to an overwatch position.</p> <ol style="list-style-type: none"> a. Used cover and concealment. b. Moved into a hull-down position, if possible. c. Covered likely enemy positions and approaches. <p>* 5. The element and subordinate leaders conduct a reconnaissance of the proposed minefield area to identify mine locations.</p> <ol style="list-style-type: none"> a. Overwatched likely enemy AAs. b. Enhanced key weapons systems. c. Covered dead space and ensured that the minefield was covered by fire. d. Established an easily identifiable reference point (RP) between the minefield and the unit's position. <p>* 6. The element and subordinate leaders return to draw mines and needed equipment to emplace the minefield.</p> <p>* 7. The element leader divides personnel into four parties: siting and recording, marking, mine dump, and laying.</p> <p>* 8. The element leader reports the initiation of the minefield and specifies its--</p> <ol style="list-style-type: none"> a. Emplacement start time. b. Exact location. c. Target number. <p>* 9. The element leader directs the siting and recording party to lay out the minefield, RPs, landmarks, and row markers and sends the initiation report to higher HQ.</p> <p>NOTES:</p> <ol style="list-style-type: none"> 1. Mines are not armed and do not have trip wires attached. 2. Only metallic mines are used; no booby traps or antihandling devices (AHDs) are used. 3. A general rule of thumb for spacing AT and AP (Korea only) mines is to place them no closer than 4 meters apart. There is no maximum distance; however, the distance should not pose any tactical impact to adjacent friendly units. <ol style="list-style-type: none"> a. Installed the mines. <ol style="list-style-type: none"> (1) Laid the minefield from right to left. (2) Placed row markers at the beginning and end of each row and labeled them with the row's letter, number 1 for the beginning of the row, and number 2 for the end. <p>NOTE: Markers should be easily identifiable objects such as steel pickets that can be found with a hand-held, portable mine detecting set (AN/PSS-12 mine detector).</p> <ol style="list-style-type: none"> (3) Ensured that the rows were outside of hand grenade range, but within the range of small-caliber weapons. (4) Placed individual mines far enough apart to prevent simultaneous detonation. <p>NOTE: The mines should be no closer than 4 meters for surface-laid M15 mines and 7.6 meters for surface-laid M19 mines. The distance from the row marker to the first mine in that row is the spacing used throughout the row. The spacing between rows should be no closer than 8 meters, or 15 meters if AP mines are used.</p> <ol style="list-style-type: none"> (5) Emplaced AT mines so that they would affect likely enemy mounted AAs. (6) Intermixed AP mines with AT mines to deny the enemy dismounted AAs. 		

TASK STEPS AND PERFORMANCE MEASURES	GO	NO-GO
<p>NOTE: M18A1 AP mines are command-detonated when NOT used in Korea. M16A1 AP mines are used in Korea only.</p> <ul style="list-style-type: none"> (a) Buried M21 or M15 AT mines with only the tilt rod exposed. (b) Camouflaged the tilt rod with brush or tall grass, if time permitted. (c) Buried M16A1 AP mines (Korea only) up to the bottom of the release-pin ring, leaving only the pressure prongs above ground, providing the stability required for proper employment. <p>(7) Submitted a strip record to the officer in charge (OIC) for recording on DA Form 1355-1-R.</p> <p>*10. The element leader records the minefield on DA Form 1355-1-R.</p> <p>NOTE: All measurements are recorded in meters.</p> <ul style="list-style-type: none"> a. Selected and recorded an easily identifiable and relatively permanent RP in front of his position. <p>NOTE: A good RP should have some degree of survivability from an artillery barrage.</p> <ul style="list-style-type: none"> b. Determined the scale to be used in plotting the minefield on the form. <p>NOTE: The following formula is used to determine the scale: The distance from the RP to the farthest point in the minefield plus 10 meters divided by four equals the scale. Adding the 10 meters is a safety margin to ensure that the sum of the minefield sketch is entirely contained within the largest ring. Dividing by four is a constant and represents the concentric rings on DA Form 1355-1-R.</p> <ul style="list-style-type: none"> c. Plotted the RP in the center of the circles on the form. d. Indicated the end of each row marker by labeling it with the row's letter, number 1 for one end, and number 2 for the other. <p>NOTE: The row closest to the enemy is designated by using an "A," while "B," "C," and so on are used for succeeding rows.</p> <ul style="list-style-type: none"> e. Recorded the azimuth and the distance to the last row. <p>NOTE: Determine the magnetic azimuth in degrees from the RP to the first row marker, and record it as "B1." Use "B1" if there are two rows, "C1" if there are three, and so forth. This marks the beginning of that row.</p> <ul style="list-style-type: none"> f. Recorded the azimuth and the distance to the next row, which would be "A1" in this case. g. Measured and recorded the distance and the azimuth to each row marker. <p>NOTE: Measure the distance and the azimuth from "A1" to the first mine to be recorded, then measure the distance and the azimuth from the first mine to the second mine and so on until all mine locations are recorded. Continue this procedure for each row. As each mine is recorded, assign it a number to identify it in the tabular block of DA Form 1355-1-R.</p> <ul style="list-style-type: none"> h. Measured and recorded the distance and the azimuth from the RP to "B2" and from "B2" to "A2." i. Tied in the RP with a permanent landmark. <p>NOTE: This landmark may be used to help relocate the minefield if it is abandoned or handed over to another unit.</p> <ul style="list-style-type: none"> j. Completed the tabular information blocks by specifying the-- <ul style="list-style-type: none"> (1) Unit. (2) Precise description of the RP. (3) Type of markers used to identify the rows. (4) Map sheet number. (5) Name and signature of the OIC or the noncommissioned officer in charge (NCOIC). (6) Date and time. (7) Method used to measure the minefield; for example, the minefield was paced out and paces were multiplied by 0.75. <p>11. The element arms the mines.</p>		

TASK STEPS AND PERFORMANCE MEASURES	GO	NO-GO
<p>NOTE: The minimum safe distance is observed while arming, ensuring that 25 meters are maintained from other personnel and rows being armed simultaneously. The minefield must be fenced on all sides if M18A1 AP mines are employed and the minefield is to be in place for more than 72 hours.</p> <ul style="list-style-type: none"> a. Worked from the enemy side or front of the minefield to the friendly side or rear of the minefield. b. Camouflaged the mines, if time permitted. <p>*12. The element leader recovers mine safeties and shipping plugs.</p> <ul style="list-style-type: none"> a. Collected and stored safeties, shipping plugs, and any related items in a waterproof container. b. Placed pins, clips, and associated items 30 centimeters behind the row marker or the RP. c. Recorded the items and their location in the "remarks" block on DA Form 1355-1-R. d. Informed squad members of the location of DA Form 1355-1-R, shipping plugs, safeties, and related items. <p>*13. The element leader reports the minefield's completion.</p> <ul style="list-style-type: none"> a. Reported to the authorizing commander using a secure means. b. Submitted the completed DA Form 1355-1-R to the authorizing commander. <p>NOTE: Digital units place the minefield's location on the digital overlay and populate the system to provide friendly units situational awareness (SA) in the area of operations (AO).</p> <p>*14. The element leader ensures that the minefield is kept under observation at all times to prevent the enemy from breaching or booby-trapping the mines.</p> <p>*15. The element leader establishes a guard to protect friendly troops and noncombatants from entering the mined area.</p> <p>NOTE: If AP mines (Korea only) are used in the minefield and are to remain in place for longer than 72 hours, the minefield must be fenced on all sides.</p> <p>*16. The element leader submits additional reports according to the unit's SOP or as necessary.</p> <ul style="list-style-type: none"> a. Submitted oral progress reports during the emplacing process concerning the amount of work completed. b. Submitted a written report of transfer, if the responsibility for the minefield was altered. <p>NOTE: Digital units can send and receive reports using FM or digital means.</p>		

TASK PERFORMANCE / EVALUATION SUMMARY BLOCK							
ITERATION	1	2	3	4	5	M	TOTAL
TOTAL TASK STEPS EVALUATED							
TOTAL TASK STEPS "GO"							
TRAINING STATUS "GO"/"NO-GO"							

"*" indicates a leader task step.

SUPPORTING INDIVIDUAL TASKS

Task Number	Task Title
052-192-3210	Direct the Installation of a Hasty Protective Row Minefield
071-329-1002	Determine the Grid Coordinates of a Point on a Military Map

SUPPORTING COLLECTIVE TASKS

Task Number	Task Title
05-1-0008	Prepare an Operation Order (OPORD)
05-2-1218	Conduct Report Procedures
05-3-0025	Report Obstacle Information (Platoon)

OPFOR TASKS AND STANDARDS

TASK: Disrupt Construction of Vehicle Fighting Positions (5-OPFOR-0020)

CONDITION: The opposing forces (OPFOR) element has located the enemy. The priority intelligence requirements (PIR) and other intelligence obtained by OPFOR patrols indicate the enemy is constructing vehicle fighting positions within its defensive area. The OPFOR element has automatic and antiarmor weapons and light mortars.

STANDARD: The OPFOR element attempts to disrupt the enemy's efforts to establish vehicle fighting positions. 1. Locates the defensive area. 2. Surprises the main body. 3. Penetrates the defensive area with squad-size probes. 4. Inflicts casualties on the unit. 5. Destroys vehicles. 6. Disrupts the unit's preparations (prevents or delays beyond the unit's allotted time).

TASK: Disrupt a Net Control Station (NCS) (5-OPFOR-0019)

CONDITION: The enemy has established a NCS. The opposing forces (OPFOR) element has radio and jamming equipment.

STANDARD: The OPFOR element attempts to disrupt an NCS. 1. Attempts to locate the radio frequency that the unit is operating on. 2. Attempts to enter the radio net. 3. Attempts to issue "bogus" orders to a unit on the net. 4. Jams the radio frequency and forces the unit to go to an alternate frequency.

TASK: Defeat Obstacles (5-OPFOR-0009)

CONDITION: The opposing forces (OPFOR) element encounters an obstacle that blocks the avenue of approach as it advances upon the enemy forces.

STANDARD: The OPFOR element bypasses or breaches the enemy obstacle. 1. Detects the obstacle before halting its main body. 2. Defeats the obstacle. a. Bypasses the obstacle without entering the engagement areas. b. Breaches the obstacle within 45 minutes and passes its entire force through the obstacle. 3. Does not incur degradation to the point that the mission must be discontinued.

TASK: Gather Intelligence (5-OPFOR-0011)

CONDITION: The opposing forces (OPFOR) small element, operating in the rear area, is planning attacks on enemy bases. Information is needed to complete the plans.

STANDARD: The OPFOR element infiltrates, gathers intelligence information, and submits its findings to the command. 1. Identifies all priority intelligence requirements (PIR) and other intelligence requirements. 2. Passes through any outpost, defensive wire, or warning devices undetected. 3. Moves to an observation point that offers cover and concealment and is clear enough to gather PIR and other intelligence requirements. 4. Gathers all PIR and other intelligence requirements. 5. Withdraws from the area undetected. 6. Reports all information to the OPFOR headquarters (HQ).

TASK: Disrupt a Route Reconnaissance (5-OPFOR-0021)

CONDITION: The enemy is conducting a route reconnaissance. The opposing forces (OPFOR) element is positioned along the enemy's route.

STANDARD: The OPFOR element attempts to disrupt a squad/section conducting a route reconnaissance. 1. Prevents the unit from meeting its specified time schedule. 2. Forces the unit to deviate from its specified route. 3. Prevents the unit from reaching its assigned destination. 4. Surprises the squad/section. 5. Inflicts casualties on the unit.

TASK: Conduct Sniper Operations (5-OPFOR-0006)

CONDITION: The opposing forces (OPFOR) element has assigned snipers (regular or irregular elements) in the enemy's rear area along the main supply route (MSR) and near support sites.

STANDARD: The OPFOR element kills or wounds targets. 1. Sets up a well-concealed location. 2. Engages vehicle drivers or personnel on foot with short bursts of semiautomatic fire. 3. Kills or wounds selected targets. 4. Prevents the position from being discovered by enemy forces. 5. Evacuates the area without being spotted. 6. Reports all specified priority intelligence requirements (PIR) and other intelligence requirements to the OPFOR headquarters (HQ).

TASK: Disrupt Defensive Preparations (5-OPFOR-0018)

CONDITION: The opposing forces (OPFOR) element has located the enemy. Priority intelligence requirements (PIR) and other intelligence requirements obtained by OPFOR patrols indicate that the enemy elements are establishing defensive positions. The OPFOR element has automatic and antiarmor weapons and light mortars.

STANDARD: The OPFOR element disrupts and delays the enemy's defensive preparations. 1. Locates and penetrates the enemy's security system. 2. Forces the enemy to delay defensive preparations. 3. Disrupts the enemy's obstacle preparations.

TASK: Conduct a Raid (5-OPFOR-0004)

CONDITION: The opposing forces (OPFOR) element has occupied an objective rally point and has orders to conduct a raid on a combat service support (CSS) base.

STANDARD: The OPFOR element infiltrates the enemy's base and destroys all of the targets. 1. Surprises the enemy forces. 2. Assaults the support base and accomplishes the assigned tasks. 3. Destroys the specified equipment and supplies. 4. Avoids being decisively engaged. 5. Withdraws all personnel from the objective areas within the time prescribed. 6. Obtains all priority intelligence requirements (PIR) from the raid site. 7. Sustains only light casualties from enemy fire.

TASK: Conduct an Attack (5-OPFOR-0008)

CONDITION: The enemy is conducting tactical operations. The opposing forces (OPFOR) element receives orders to attack the enemy, the area of occupation, or the main supply route (MSR) with smoke.

STANDARD: The OPFOR element disrupts the enemy's movement and smoke operations. 1. Determines the delivery method of the smoke attack. 2. Locates the target. 3. Delivers the smoke attack downwind. 4. Attacks the enemy with smoke, and surge attacks when the enemy responds to the smoke.

TASK: Disrupt an Engineer Reconnaissance (5-OPFOR-0022)

CONDITION: The enemy is conducting an engineer reconnaissance. The opposing forces (OPFOR) element is positioned along the enemy's route.

STANDARD: The OPFOR element disrupts an engineer reconnaissance. 1. Prevents the unit from meeting its specified time schedule. 2. Forces the unit to deviate from its specified route. 3. Prevents the unit from accomplishing its assigned engineer reconnaissance. 4. Surprises the unit conducting the reconnaissance.

TASK: Conduct an Ambush (5-OPFOR-0007)

CONDITION: The enemy is moving in a convoy. The opposing forces (OPFOR) element is positioned along the enemy's route.

STANDARD: The OPFOR element inflicts casualties on the enemy and causes vehicle and equipment damage. 1. Prepares an ambush site before the element arrives. 2. Surprises march element forces. 3. Inflicts heavy casualties within the designated kill zone. 4. Inflicts heavy damage to vehicles and equipment within the designated kill zone. 5. Delays the march element from reaching a specified destination for a specified period of time. 6. Withdraws on order. 7. Sustains no casualties. 8. Reports actions to superiors.

TASK: Conduct an Aerial Reconnaissance (5-OPFOR-0010)

CONDITION: The opposing forces (OPFOR) headquarters (HQ) element requires intelligence on the locations and identification of enemy elements. An aircraft is dispatched to take photographs and make a visual inspection of the enemy rear area.

STANDARD: The OPFOR element gathers photograph intelligence of the enemy. 1. Photographs the assigned sectors. 2. Makes quick visual checks where the ceiling is low. 3. Locates enemy positions in the area, particularly support and storage bases, and command and control (C2) facilities. 4. Sustains no loss of aircraft. 5. Reports priority intelligence requirements (PIR) and other information requirements to the OPFOR HQ.

TASK: Conduct Terrorist and Saboteur Attacks (5-OPFOR-0005)

CONDITION: The opposing forces (OPFOR) element dispatches small teams into the enemy's rear area to disrupt combat service support (CSS) operations.

STANDARD: The enemy sustains disrupted command and control (C2), destroyed equipment and supplies, and light casualties. 1. Locates rear support bases and C2 facilities. 2. Delays and disrupts CSS operations through probes. 3. Infiltrates CSS bases to conduct sabotage and terrorist activities. 4. Inflicts light casualties. 5. Destroys supplies and equipment.

TASK: Disrupt Quartering Party Operations (5-OPFOR-0017)

CONDITION: The enemy is conducting quartering party operations. It has established an assembly area (AA) but has not moved in the main body.

STANDARD: The opposing forces (OPFOR) element attempts to disrupt quartering party operations and infiltrate the enemy's AA. 1. Locates the quartering party and the AA. 2. Surprises the main body. 3. Penetrates the AA with squad-size probes. 4. Inflicts personnel casualties and vehicle damage. 5. Disrupts the unit's preparations (prevents or delays beyond the unit's allotted time).

TASK: Disrupt Enemy Movement and Operations Using Tactical Nuclear Weapons (5-OPFOR-0016)

CONDITION: The opposing forces (OPFOR) element has located the enemy. Priority intelligence requirements (PIR) and other intelligence requirements have been obtained by OPFOR patrols. Tactical nuclear weapons are employed against key locations in the rear area.

STANDARD: The OPFOR element disrupts enemy movement and operations. 1. Disrupts or delays the movement of the enemy's equipment and supplies to the forward areas. 2. Destroys enemy equipment and supplies. 3. Inflicts a high rate of nuclear casualties among the enemy forces. 4. Denies the enemy the use of specified areas. 5. Contaminates the enemy's equipment and supplies.

TASK: Disrupt Enemy Movement and Operations Using Persistent and Nonpersistent Chemical Weapons (5-OPFOR-0015)

CONDITION: The opposing forces (OPFOR) element has located the enemy. Priority intelligence requirements (PIR) and other intelligence requirements have been obtained by OPFOR patrols. The OPFOR units deliver chemical agents, by means of conventional artillery weapons or aircraft, along selected supply routes and key bases in the rear area.

STANDARD: The OPFOR element disrupts enemy movement and operations using persistent and nonpersistent chemical weapons. 1. Delivers chemical agents in low and densely wooded areas. 2. Delays the movement of enemy supplies and equipment to the forward areas. 3. Restricts the movement of the enemy units in the rear area. 4. Channels the movement of enemy units into predesignated ambush areas. 5. Contaminates enemy supplies and equipment. 6. Inflicts a high rate of casualties on enemy forces.

TASK: Counter Passage of Lines (5-OPFOR-0012)

CONDITION: Enemy forces are in defensive positions, but they are expected to attempt passage-of-lines operations. The opposing forces (OPFOR) received orders to disrupt enemy passage-of-lines operations.

STANDARD: The OPFOR element delays or prevents enemy passage of lines. 1. Delays the passage. 2. Prevents the company from moving all personnel through the stationary unit. 3. Engages the main body of either the moving or the stationary unit.

TASK: Disrupt Movement (5-OPFOR-0014)

CONDITION: The enemy is expected to move through the opposing forces (OPFOR) element's area of operations. The OPFOR element has received an operation order (OPORD) or fragmentary order (FRAGO) to disrupt enemy movement. The enemy has the capability to defend with direct fire and antiarmor weapons.

STANDARD: The OPFOR element delays enemy movement. 1. Delays the element. 2. Forces the element to deviate from its route. 3. Prevents the element from reaching its destination. 4. Surprises the element's main body.

TASK: Conduct Air Attacks (5-OPFOR-0002)

CONDITION: The opposing forces (OPFOR) element in the rear area has forwarded the positions of the enemy support sites or the locations of moving elements. The OPFOR aircraft have been dispatched to attack enemy installations or convoys.

STANDARD: The OPFOR element attempts to delay, disrupt, or damage the enemy targets by air. 1. Locates the target (support sites or convoys). 2. Makes attack runs on the designated targets. 3. Inflicts heavy damage to the selected target. 4. Sustains no loss of aircraft. 5. Delays moving the force for more than one hour.

TASK: Defend a Minefield (5-OPFOR-0023)

CONDITION: The enemy is conducting a minefield sweeping operation. The opposing forces (OPFOR) element has a minefield placed in the enemy's path. The minefield is under constant observation and fire.

STANDARD: The OPFOR element defends a minefield against an enemy element conducting a minefield sweeping operation. 1. Prevents the unit from detecting the obstacle. 2. Disrupts the minefield sweeping operation. 3. Prevents the unit from conducting the minefield sweeping operation, prevents the unit from moving all personnel through the breach or delays the completion of the minefield sweeping operation for more than 45 minutes.

TASK: Surrender to the Capturing Unit on the Battlefield (5-OPFOR-0024)

CONDITION: The enemy has captured the opposing forces (OPFOR) element's soldiers, documents, and equipment sensitive to the OPFOR tactical operations.

STANDARD: The OPFOR soldiers retain or destroy documents and equipment. The OPFOR element surrenders documents and equipment of no tactical use to the enemy and attempts to conceal or destroy items of tactical value. The OPFOR element attempts escape and evasion. 1. Prevents the successful capture of documents and equipment. 2. Destroys documents and equipment. 3. Removes identifying markings from equipment. 4. Removes unit-identifying insignia. 5. Provides misleading information. 6. Plans an escape. 7. Delays movement to the nearest collection point. 8. Prevents safeguarding of enemy prisoners of war (EPWs) in order to cause embarrassment to the United States (US).

TASK: Attack (5-OPFOR-0001)

CONDITION: The opposing forces (OPFOR) element has located the enemy. The priority intelligence requirements (PIR) and other intelligence requirements have been obtained by OPFOR patrols. The OPFOR element has automatic and antiarmor weapons and light mortars.

STANDARD: The OPFOR element attempts to seize the terrain, vehicles, or equipment. 1. Develops an attack plan. 2. Surprises the enemy unit's main body. 3. Initiates the attack using a scheme of maneuver that exploits the enemy's flanks, gaps, and weaknesses. 4. Uses covered and concealed routes to approach the enemy forces' flanks, gaps, or weakly held areas. 5. Employs indirect fire to support the attack. 6. Penetrates enemy defenses. 7. Destroys equipment and supplies. 8. Inflicts heavy casualties. 9. Isolates the combat service support (CSS) base by blocking reinforcements. 10. Forces enemy units to displace. 11. Avoids being fixed in one position. 12. Withdraws before the CSS base is reinforced with tactical combat forces.

TASK: Disrupt Assembly Area (AA) Activities (5-OPFOR-0013)

CONDITION: Intelligence reports indicate that platoon- and company-size enemy units are operating in the opposing forces (OPFOR) area of operations. Enemy units can defend from AAs with direct fire, antiarmor weapons, and indirect fire. The enemy has close air support (CAS) and nuclear, biological, and chemical (NBC) capabilities.

STANDARD: The OPFOR element locates and disrupts the enemy's AA activities. 1. Locates the element's AA. 2. Probes the AA with squad- or team-size elements. 3. Inflicts more than 5 percent casualties on the element. 4. Disrupts the element's preparations (prevents or delays beyond the element's allotted time).

TASK: Maintain Contact (5-OPFOR-0003)

CONDITION: The opposing forces (OPFOR) element is engaged with enemy base defense forces. The enemy forces are withdrawing under pressure.

STANDARD: The OPFOR element maintains enemy contact while the enemy withdraws. 1. Engages the enemy forces decisively. 2. Advances the OPFOR as the enemy forces withdraw. 3. Inflicts heavy casualties. 4. Captures the members of the enemy force. 5. Captures documents and equipment. 6. Safeguards captured documents, equipment, and personnel.

- ELEMENTS:** Company Headquarters
 Two Float Bridge Platoon Headquarters
 Four Bridge Sections
 Two Bridge Support Sections
 Support Platoon Headquarters
 Maintenance and Equipment Section
 Two Site Support Sections

TASK: Remove a Hasty Protective Row Minefield (05-3-0116)
 (FM 20-32)

ITERATION: 1 2 3 4 5 M (Circle)

COMMANDER/LEADER ASSESSMENT: T P U (Circle)

CONDITIONS: In a field environment, an order has been received from higher headquarters (HQ) to remove a hasty protective row minefield that the element emplaced within the assigned sector. Digital units have performed functionality checks, and systems are operational. Some iterations of this task should be performed in MOPP4.

TASK STANDARDS: All mines are rendered safe and are removed or accounted for without damage to the mines or injury to personnel. All mines are repacked and stored according to the standing operating procedure (SOP). A report of change is filed and maintained until all mines are disarmed and removed. Digital units send and receive reports using frequency-modulated (FM) or digital means, updating the common operational picture (COP) and situational awareness (SA). The time required to conduct this task is increased when conducting it in mission-oriented protection posture (MOPP) 4.

TASK STEPS AND PERFORMANCE MEASURES	GO	NO-GO
<p>* 1. The tank commander (TC) and the driver provide overwatch and security for personnel removing the minefield. NOTE: Squad members work together to accomplish this type of mission.</p> <p>* 2. The element leader directs the overwatch elements to a position that affords the best observation of the minefield and beyond.</p> <ul style="list-style-type: none"> a. The security force employed smoke on the farside to conceal mine removal, if necessary. b. The security force remained in position, overwatching the removal team until the minefield was cleared. <p>* 3. The element leader determines the best method for removing the mines.</p> <ul style="list-style-type: none"> a. If the minefield was under constant observation from the time it was laid and was not tampered with, the element leader directed the personnel who laid the mines to pick up the same mines. The element leader used Department of the Army (DA) Form 1355-1-R to direct the squad members on the location and types of mines to be removed. b. If the minefield was not under constant observation and may have been tampered with or the personnel who laid the mines were not available or did not remember the location of the mines, the element leader used DA Form 1355-1-R with the mine detectors to direct squad members on the location and types of mines to be removed. <p>* 4. The element leader retrieves safeties, shipping plugs, and other items that accompanied the emplaced mines.</p>		

TASK STEPS AND PERFORMANCE MEASURES	GO	NO-GO
<p>5. The removal team takes the safeties and removes the mines within the minefield.</p> <p>NOTE: The team starts at the reference point (RP) and moves to B1 using the azimuth and the distance provided on DA Form 1355-1-R; then the team moves from B1 to the mine and removes the mine. If B1 is destroyed, the team moves from the RP to B2, using that azimuth and distance. The team then shoots a back azimuth (subtract 180 degrees) from the recorded azimuth at B2 to the first mine and removes the mine. This process is continued until all the mines are removed. The stakes at A1, B1, A2, and B2 are necessary because its safer to find a stake than to find an armed mine.</p> <ul style="list-style-type: none"> a. Observed basic safety precautions by maintaining a distance of 30 meters between removal personnel. <p>NOTE: Removal personnel do not run in the minefield, and only move around in cleared areas.</p> <ul style="list-style-type: none"> b. Started with the row closest to the defender and worked away from it. c. Checked the sides and bottoms of mines for antihandling devices (AHDs) and disarmed them as they were found. <p>NOTE: AHDs are not used in hasty protective row minefields. However, as a safety precaution, all mines are considered to be equipped with AHDs until proven otherwise.</p> <ul style="list-style-type: none"> d. Turned arming dials to SAFE or UNARMED, if applicable. e. Screw-type fuze. Removed the screw-type fuze cap, then removed the fuze. f. Fuze assembly. Removed the shipping plug/dust cover, removed the entire assembly, then replaced the shipping plug/dust cover. g. Replaced all pins, clips, and other safety devices before the mine was removed from the ground. h. Lifted the mine from the hole after it had been placed on SAFE. <ul style="list-style-type: none"> (1) If the mine was put in place and kept in sight by the individual who removed it, lifted it directly from the hole after rendering it safe. (2) If the mine was not kept in sight, attached a 60-meter-long rope or wire around the mine, took cover, and pulled the mine from the hole. i. Placed a tick mark on DA Form 1355-1-R beside each mine as it was removed. <p>6. The removal team assembles all the mines in one location for accountability.</p> <p>* 7. The element leader confirms the safety of mines and accounts for the number and types of mines as recorded on DA Form 1355-1-R.</p> <p>NOTE: The element leader may find it necessary to confirm an exploded mine to account for all mines. To confirm a mine explosion, if it is not witnessed, place a tick mark on the DA Form 1355-1-R beside each mine as it is removed. If a crater is found in the vicinity of a mine, ensure that it was caused by the land mine and not artillery. Depending on the size of the mine, a mine crater is shallow, circular, and shows traces of burnt soil. The impact and the soil dispersion of artillery are generally elongated.</p> <p>8. The removal team cleans and repacks the mines for future use.</p> <p>NOTE: This is done only after the element leader confirms that each mine is disarmed and safe.</p> <ul style="list-style-type: none"> a. Repacked the mines in their original containers and cased them to keep them functional and safe for future use. b. Stored the mines according to the unit's SOP. <p>9. The removal team removes and stores the row markers for future use.</p>		

TASK STEPS AND PERFORMANCE MEASURES	GO	NO-GO
*10. The element leader submits a report of change to his higher HQ stating that the minefield has been removed and the area is cleared. NOTE: The commander is responsible for the surveillance and maintenance of the minefield and makes a report of change as soon as any mines are removed.		
*11. The element leader destroys DA Form 1355-1-R after the minefield has been removed and the report of change has been sent. NOTE: Digital units update the digital overlay to provide current SA.		

TASK PERFORMANCE / EVALUATION SUMMARY BLOCK							
ITERATION	1	2	3	4	5	M	TOTAL
TOTAL TASK STEPS EVALUATED							
TOTAL TASK STEPS "GO"							
TRAINING STATUS "GO"/"NO-GO"							

"*" indicates a leader task step.

SUPPORTING INDIVIDUAL TASKS

Task Number	Task Title
052-192-1021	Locate Mines by Visual Means
052-192-3050	Direct a Mine-Sweeping Party
052-192-3211	Direct the Removal of a Hasty Row Protective Minefield
052-192-4053	Supervise Minefield Breaching Operations

SUPPORTING COLLECTIVE TASKS

Task Number	Task Title
05-2-0025	Report Obstacle Information (Company)
05-2-0111	Conduct Enemy or Unobserved Minefield Clearing Operations
05-2-1218	Conduct Report Procedures
05-2-7008	Prepare an Operation Order (OPORD) (Company/Platoon)

OPFOR TASKS AND STANDARDS

TASK: Conduct Sniper Operations (5-OPFOR-0006)

CONDITION: The opposing forces (OPFOR) element has assigned snipers (regular or irregular elements) in the enemy's rear area along the main supply route (MSR) and near support sites.

STANDARD: The OPFOR element kills or wounds targets. 1. Sets up a well-concealed location. 2. Engages vehicle drivers or personnel on foot with short bursts of semiautomatic fire. 3. Kills or wounds selected targets. 4. Prevents the position from being discovered by enemy forces. 5. Evacuates the area without being spotted. 6. Reports all specified priority intelligence requirements (PIR) and other intelligence requirements to the OPFOR headquarters (HQ).

TASK: Conduct an Ambush (5-OPFOR-0007)

CONDITION: The enemy is moving in a convoy. The opposing forces (OPFOR) element is positioned along the enemy's route.

STANDARD: The OPFOR element inflicts casualties on the enemy and causes vehicle and equipment damage. 1. Prepares an ambush site before the element arrives. 2. Surprises march element forces. 3. Inflicts heavy casualties within the designated kill zone. 4. Inflicts heavy damage to vehicles and equipment within the designated kill zone. 5. Delays the march element from reaching a specified destination for a specified period of time. 6. Withdraws on order. 7. Sustains no casualties. 8. Reports actions to superiors.

TASK: Conduct an Attack (5-OPFOR-0008)

CONDITION: The enemy is conducting tactical operations. The opposing forces (OPFOR) element receives orders to attack the enemy, the area of occupation, or the main supply route (MSR) with smoke.

STANDARD: The OPFOR element disrupts the enemy's movement and smoke operations. 1. Determines the delivery method of the smoke attack. 2. Locates the target. 3. Delivers the smoke attack downwind. 4. Attacks the enemy with smoke, and surge attacks when the enemy responds to the smoke.

TASK: Defeat Obstacles (5-OPFOR-0009)

CONDITION: The opposing forces (OPFOR) element encounters an obstacle that blocks the avenue of approach as it advances upon the enemy forces.

STANDARD: The OPFOR element bypasses or breaches the enemy obstacle. 1. Detects the obstacle before halting its main body. 2. Defeats the obstacle. a. Bypasses the obstacle without entering the engagement areas. b. Breaches the obstacle within 45 minutes and passes its entire force through the obstacle. 3. Does not incur degradation to the point that the mission must be discontinued.

TASK: Gather Intelligence (5-OPFOR-0011)

CONDITION: The opposing forces (OPFOR) small element, operating in the rear area, is planning attacks on enemy bases. Information is needed to complete the plans.

STANDARD: The OPFOR element infiltrates, gathers intelligence information, and submits its findings to the command. 1. Identifies all priority intelligence requirements (PIR) and other intelligence requirements. 2. Passes through any outpost, defensive wire, or warning devices undetected. 3. Moves to an observation point that offers cover and concealment and is clear enough to gather PIR and other intelligence requirements. 4. Gathers all PIR and other intelligence requirements. 5. Withdraws from the area undetected. 6. Reports all information to the OPFOR headquarters (HQ).

TASK: Counter Passage of Lines (5-OPFOR-0012)

CONDITION: Enemy forces are in defensive positions, but they are expected to attempt passage-of-lines operations. The opposing forces (OPFOR) received orders to disrupt enemy passage-of-lines operations.

STANDARD: The OPFOR element delays or prevents enemy passage of lines. 1. Delays the passage. 2. Prevents the company from moving all personnel through the stationary unit. 3. Engages the main body of either the moving or the stationary unit.

TASK: Surrender to the Capturing Unit on the Battlefield (5-OPFOR-0024)

CONDITION: The enemy has captured the opposing forces (OPFOR) element's soldiers, documents, and equipment sensitive to the OPFOR tactical operations.

STANDARD: The OPFOR soldiers retain or destroy documents and equipment. The OPFOR element surrenders documents and equipment of no tactical use to the enemy and attempts to conceal or destroy items of tactical value. The OPFOR element attempts escape and evasion. 1. Prevents the successful capture of documents and equipment. 2. Destroys documents and equipment. 3. Removes identifying markings from equipment. 4. Removes unit-identifying insignia. 5. Provides misleading information. 6. Plans an escape. 7. Delays movement to the nearest collection point. 8. Prevents safeguarding of enemy prisoners of war (EPWs) in order to cause embarrassment to the United States (US).

TASK: Disrupt a Net Control Station (NCS) (5-OPFOR-0019)

CONDITION: The enemy has established a NCS. The opposing forces (OPFOR) element has radio and jamming equipment.

STANDARD: The OPFOR element attempts to disrupt an NCS. 1. Attempts to locate the radio frequency that the unit is operating on. 2. Attempts to enter the radio net. 3. Attempts to issue "bogus" orders to a unit on the net. 4. Jams the radio frequency and forces the unit to go to an alternate frequency.

TASK: Conduct a Raid (5-OPFOR-0004)

CONDITION: The opposing forces (OPFOR) element has occupied an objective rally point and has orders to conduct a raid on a combat service support (CSS) base.

STANDARD: The OPFOR element infiltrates the enemy's base and destroys all of the targets. 1. Surprises the enemy forces. 2. Assaults the support base and accomplishes the assigned tasks. 3. Destroys the specified equipment and supplies. 4. Avoids being decisively engaged. 5. Withdraws all personnel from the objective areas within the time prescribed. 6. Obtains all priority intelligence requirements (PIR) from the raid site. 7. Sustains only light casualties from enemy fire.

TASK: Disrupt Construction of Vehicle Fighting Positions (5-OPFOR-0020)

CONDITION: The opposing forces (OPFOR) element has located the enemy. The priority intelligence requirements (PIR) and other intelligence obtained by OPFOR patrols indicate the enemy is constructing vehicle fighting positions within its defensive area. The OPFOR element has automatic and antiarmor weapons and light mortars.

STANDARD: The OPFOR element attempts to disrupt the enemy's efforts to establish vehicle fighting positions. 1. Locates the defensive area. 2. Surprises the main body. 3. Penetrates the defensive area with squad-size probes. 4. Inflicts casualties on the unit. 5. Destroys vehicles. 6. Disrupts the unit's preparations (prevents or delays beyond the unit's allotted time).

TASK: Disrupt an Engineer Reconnaissance (5-OPFOR-0022)

CONDITION: The enemy is conducting an engineer reconnaissance. The opposing forces (OPFOR) element is positioned along the enemy's route.

STANDARD: The OPFOR element disrupts an engineer reconnaissance. 1. Prevents the unit from meeting its specified time schedule. 2. Forces the unit to deviate from its specified route. 3. Prevents the unit from accomplishing its assigned engineer reconnaissance. 4. Surprises the unit conducting the reconnaissance.

TASK: Conduct an Aerial Reconnaissance (5-OPFOR-0010)

CONDITION: The opposing forces (OPFOR) headquarters (HQ) element requires intelligence on the locations and identification of enemy elements. An aircraft is dispatched to take photographs and make a visual inspection of the enemy rear area.

STANDARD: The OPFOR element gathers photograph intelligence of the enemy. 1. Photographs the assigned sectors. 2. Makes quick visual checks where the ceiling is low. 3. Locates enemy positions in the area, particularly support and storage bases, and command and control (C2) facilities. 4. Sustains no loss of aircraft. 5. Reports priority intelligence requirements (PIR) and other information requirements to the OPFOR HQ.

TASK: Conduct Terrorist and Saboteur Attacks (5-OPFOR-0005)

CONDITION: The opposing forces (OPFOR) element dispatches small teams into the enemy's rear area to disrupt combat service support (CSS) operations.

STANDARD: The enemy sustains disrupted command and control (C2), destroyed equipment and supplies, and light casualties. 1. Locates rear support bases and C2 facilities. 2. Delays and disrupts CSS operations through probes. 3. Infiltrates CSS bases to conduct sabotage and terrorist activities. 4. Inflicts light casualties. 5. Destroys supplies and equipment.

TASK: Disrupt Defensive Preparations (5-OPFOR-0018)

CONDITION: The opposing forces (OPFOR) element has located the enemy. Priority intelligence requirements (PIR) and other intelligence requirements obtained by OPFOR patrols indicate that the enemy elements are establishing defensive positions. The OPFOR element has automatic and antiarmor weapons and light mortars.

STANDARD: The OPFOR element disrupts and delays the enemy's defensive preparations. 1. Locates and penetrates the enemy's security system. 2. Forces the enemy to delay defensive preparations. 3. Disrupts the enemy's obstacle preparations.

TASK: Disrupt Quartering Party Operations (5-OPFOR-0017)

CONDITION: The enemy is conducting quartering party operations. It has established an assembly area (AA) but has not moved in the main body.

STANDARD: The opposing forces (OPFOR) element attempts to disrupt quartering party operations and infiltrate the enemy's AA. 1. Locates the quartering party and the AA. 2. Surprises the main body. 3. Penetrates the AA with squad-size probes. 4. Inflicts personnel casualties and vehicle damage. 5. Disrupts the unit's preparations (prevents or delays beyond the unit's allotted time).

TASK: Disrupt Enemy Movement and Operations Using Tactical Nuclear Weapons (5-OPFOR-0016)

CONDITION: The opposing forces (OPFOR) element has located the enemy. Priority intelligence requirements (PIR) and other intelligence requirements have been obtained by OPFOR patrols. Tactical nuclear weapons are employed against key locations in the rear area.

STANDARD: The OPFOR element disrupts enemy movement and operations. 1. Disrupts or delays the movement of the enemy's equipment and supplies to the forward areas. 2. Destroys enemy equipment and supplies. 3. Inflicts a high rate of nuclear casualties among the enemy forces. 4. Denies the enemy the use of specified areas. 5. Contaminates the enemy's equipment and supplies.

TASK: Disrupt Enemy Movement and Operations Using Persistent and Nonpersistent Chemical Weapons (5-OPFOR-0015)

CONDITION: The opposing forces (OPFOR) element has located the enemy. Priority intelligence requirements (PIR) and other intelligence requirements have been obtained by OPFOR patrols. The OPFOR units deliver chemical agents, by means of conventional artillery weapons or aircraft, along selected supply routes and key bases in the rear area.

STANDARD: The OPFOR element disrupts enemy movement and operations using persistent and nonpersistent chemical weapons. 1. Delivers chemical agents in low and densely wooded areas. 2. Delays the movement of enemy supplies and equipment to the forward areas. 3. Restricts the movement of the enemy units in the rear area. 4. Channels the movement of enemy units into predesignated ambush areas. 5. Contaminates enemy supplies and equipment. 6. Inflicts a high rate of casualties on enemy forces.

TASK: Disrupt Movement (5-OPFOR-0014)

CONDITION: The enemy is expected to move through the opposing forces (OPFOR) element's area of operations. The OPFOR element has received an operation order (OPORD) or fragmentary order (FRAGO) to disrupt enemy movement. The enemy has the capability to defend with direct fire and antiarmor weapons.

STANDARD: The OPFOR element delays enemy movement. 1. Delays the element. 2. Forces the element to deviate from its route. 3. Prevents the element from reaching its destination. 4. Surprises the element's main body.

TASK: Conduct Air Attacks (5-OPFOR-0002)

CONDITION: The opposing forces (OPFOR) element in the rear area has forwarded the positions of the enemy support sites or the locations of moving elements. The OPFOR aircraft have been dispatched to attack enemy installations or convoys.

STANDARD: The OPFOR element attempts to delay, disrupt, or damage the enemy targets by air. 1. Locates the target (support sites or convoys). 2. Makes attack runs on the designated targets. 3. Inflicts heavy damage to the selected target. 4. Sustains no loss of aircraft. 5. Delays moving the force for more than one hour.

TASK: Defend a Minefield (5-OPFOR-0023)

CONDITION: The enemy is conducting a minefield sweeping operation. The opposing forces (OPFOR) element has a minefield placed in the enemy's path. The minefield is under constant observation and fire.

STANDARD: The OPFOR element defends a minefield against an enemy element conducting a minefield sweeping operation. 1. Prevents the unit from detecting the obstacle. 2. Disrupts the minefield sweeping operation. 3. Prevents the unit from conducting the minefield sweeping operation, prevents the unit from moving all personnel through the breach or delays the completion of the minefield sweeping operation for more than 45 minutes.

TASK: Attack (5-OPFOR-0001)

CONDITION: The opposing forces (OPFOR) element has located the enemy. The priority intelligence requirements (PIR) and other intelligence requirements have been obtained by OPFOR patrols. The OPFOR element has automatic and antiarmor weapons and light mortars.

STANDARD: The OPFOR element attempts to seize the terrain, vehicles, or equipment. 1. Develops an attack plan. 2. Surprises the enemy unit's main body. 3. Initiates the attack using a scheme of maneuver that exploits the enemy's flanks, gaps, and weaknesses. 4. Uses covered and concealed routes to approach the enemy forces' flanks, gaps, or weakly held areas. 5. Employs indirect fire to support the attack. 6. Penetrates enemy defenses. 7. Destroys equipment and supplies. 8. Inflicts heavy casualties. 9. Isolates the combat service support (CSS) base by blocking reinforcements. 10. Forces enemy units to displace. 11. Avoids being fixed in one position. 12. Withdraws before the CSS base is reinforced with tactical combat forces.

TASK: Disrupt Assembly Area (AA) Activities (5-OPFOR-0013)

CONDITION: Intelligence reports indicate that platoon- and company-size enemy units are operating in the opposing forces (OPFOR) area of operations. Enemy units can defend from AAs with direct fire, antiarmor weapons, and indirect fire. The enemy has close air support (CAS) and nuclear, biological, and chemical (NBC) capabilities.

STANDARD: The OPFOR element locates and disrupts the enemy's AA activities. 1. Locates the element's AA. 2. Probes the AA with squad- or team-size elements. 3. Inflicts more than 5 percent casualties on the element. 4. Disrupts the element's preparations (prevents or delays beyond the element's allotted time).

TASK: Maintain Contact (5-OPFOR-0003)

CONDITION: The opposing forces (OPFOR) element is engaged with enemy base defense forces. The enemy forces are withdrawing under pressure.

STANDARD: The OPFOR element maintains enemy contact while the enemy withdraws. 1. Engages the enemy forces decisively. 2. Advances the OPFOR as the enemy forces withdraw. 3. Inflicts heavy casualties. 4. Captures the members of the enemy force. 5. Captures documents and equipment. 6. Safeguards captured documents, equipment, and personnel.

TASK: Disrupt a Route Reconnaissance (5-OPFOR-0021)

CONDITION: The enemy is conducting a route reconnaissance. The opposing forces (OPFOR) element is positioned along the enemy's route.

STANDARD: The OPFOR element attempts to disrupt a squad/section conducting a route reconnaissance. 1. Prevents the unit from meeting its specified time schedule. 2. Forces the unit to deviate from its specified route. 3. Prevents the unit from reaching its assigned destination. 4. Surprises the squad/section. 5. Inflicts casualties on the unit.

ELEMENTS: Company Headquarters
 Two Float Bridge Platoon Headquarters
 Four Bridge Sections
 Two Bridge Support Sections
 Support Platoon Headquarters
 Maintenance and Equipment Section
 Two Site Support Sections

TASK: Disable Critical Equipment and Material (05-3-0210)
 (FM 5-250) (TM 750-244-2) (TM 750-244-3)
 (TM 750-244-6) (TM 750-244-7)

ITERATION: 1 2 3 4 5 M (Circle)

COMMANDER/LEADER ASSESSMENT: T P U (Circle)

CONDITIONS: An enemy assault penetrates the element's position. The element leader is ordered to evacuate the position and disable items that the platoon cannot haul or move. Digital units have performed functionality checks, and systems are operational. Some iterations of this task should be performed in MOPP4.

TASK STANDARDS: The element evacuates the position and disables all critical items that cannot be hauled or moved. Digital units send and receive reports via frequency-modulated (FM) or digital means. The time required to perform this task is increased when conducting it in mission-oriented protection posture (MOPP) 4.

TASK STEPS AND PERFORMANCE MEASURES	GO	NO-GO
<ul style="list-style-type: none"> * 1. The element leader prioritizes the equipment to be disabled. <ul style="list-style-type: none"> a. Used information in the unit's standing operating procedure (SOP). b. Identified critical equipment as communication (radios and keying material), transportation assets (tracked and wheeled vehicles and construction equipment), barrier material (mines, wire, and explosives), and weapons systems. c. Prioritized the disabling of the equipment based on its value to the enemy. * 2. The element leader determines the method for disabling tracked and wheeled vehicles, including the construction equipment, and directs unit members. <ul style="list-style-type: none"> a. Smashed vital elements, such as the gearbox, the starter, the battery, the engine block, the transmission, the instrument panel, and the communications equipment. b. Drained the hydraulic system and cut the hoses. c. Used explosives to disable transportation assets, such as tracked or wheeled vehicles and trailers. d. Used a bayonet or another cutting tool to slash all tires. e. Drained the oil and ran the engine until it seized. * 3. The element leader determines the method for disabling the communications equipment and directs the unit members. <ul style="list-style-type: none"> a. Smashed vital elements using an ax, a pick, a sledgehammer, or any heavy implement. Smashed all dials, knobs, and gauges and demolished all antennas. b. Used explosives to disable the communications equipment. * 4. The element leader determines the amount of barrier material (mines, wire, and explosives) to use and destroys the remaining items with explosives. 		

TASK STEPS AND PERFORMANCE MEASURES	GO	NO-GO
* 5. The element leader determines the method for disabling an organic bridge with demolitions. <ul style="list-style-type: none"> a. Considered whether to use partial or complete destruction. b. Considered the quantity and type of explosive. c. Considered whether to use an electric or nonelectric firing system. d. Considered what the appropriate time would be to disable or demolish the bridge. e. Considered the method of coordination to use with adjacent forces. 6. The element members disable critical equipment during the evacuation according to the platoon leader's plan.		
* 7. The element leader submits status reports to the company according to the unit's SOP.		

TASK PERFORMANCE / EVALUATION SUMMARY BLOCK							
ITERATION	1	2	3	4	5	M	TOTAL
TOTAL TASK STEPS EVALUATED							
TOTAL TASK STEPS "GO"							
TRAINING STATUS "GO"/"NO-GO"							

"*" indicates a leader task step.

SUPPORTING INDIVIDUAL TASKS

Task Number	Task Title
052-193-2014	Determine the Safe Distance When Firing Explosives
052-193-2016	Place Steel-Cutting Charges
052-193-2030	Clear Misfires
052-193-3023	Calculate Steel-Cutting Charges
052-193-3054	Prepare a Demolition Reconnaissance Report
052-193-4040	Supervise Engineer Demolition Missions

SUPPORTING COLLECTIVE TASKS

Task Number	Task Title
05-2-1218	Conduct Report Procedures

OPFOR TASKS AND STANDARDS

TASK: Conduct Air Attacks (5-OPFOR-0002)

CONDITION: The opposing forces (OPFOR) element in the rear area has forwarded the positions of the enemy support sites or the locations of moving elements. The OPFOR aircraft have been dispatched to attack enemy installations or convoys.

STANDARD: The OPFOR element attempts to delay, disrupt, or damage the enemy targets by air. 1. Locates the target (support sites or convoys). 2. Makes attack runs on the designated targets. 3. Inflicts heavy damage to the selected target. 4. Sustains no loss of aircraft. 5. Delays moving the force for more than one hour.

TASK: Conduct Sniper Operations (5-OPFOR-0006)

CONDITION: The opposing forces (OPFOR) element has assigned snipers (regular or irregular elements) in the enemy's rear area along the main supply route (MSR) and near support sites.

STANDARD: The OPFOR element kills or wounds targets. 1. Sets up a well-concealed location. 2. Engages vehicle drivers or personnel on foot with short bursts of semiautomatic fire. 3. Kills or wounds selected targets. 4. Prevents the position from being discovered by enemy forces. 5. Evacuates the area without being spotted. 6. Reports all specified priority intelligence requirements (PIR) and other intelligence requirements to the OPFOR headquarters (HQ).

TASK: Conduct an Attack (5-OPFOR-0008)

CONDITION: The enemy is conducting tactical operations. The opposing forces (OPFOR) element receives orders to attack the enemy, the area of occupation, or the main supply route (MSR) with smoke.

STANDARD: The OPFOR element disrupts the enemy's movement and smoke operations. 1. Determines the delivery method of the smoke attack. 2. Locates the target. 3. Delivers the smoke attack downwind. 4. Attacks the enemy with smoke, and surge attacks when the enemy responds to the smoke.

TASK: Disrupt a Net Control Station (NCS) (5-OPFOR-0019)

CONDITION: The enemy has established a NCS. The opposing forces (OPFOR) element has radio and jamming equipment.

STANDARD: The OPFOR element attempts to disrupt an NCS. 1. Attempts to locate the radio frequency that the unit is operating on. 2. Attempts to enter the radio net. 3. Attempts to issue "bogus" orders to a unit on the net. 4. Jams the radio frequency and forces the unit to go to an alternate frequency.

TASK: Disrupt Construction of Vehicle Fighting Positions (5-OPFOR-0020)

CONDITION: The opposing forces (OPFOR) element has located the enemy. The priority intelligence requirements (PIR) and other intelligence obtained by OPFOR patrols indicate the enemy is constructing vehicle fighting positions within its defensive area. The OPFOR element has automatic and antiarmor weapons and light mortars.

STANDARD: The OPFOR element attempts to disrupt the enemy's efforts to establish vehicle fighting positions. 1. Locates the defensive area. 2. Surprises the main body. 3. Penetrates the defensive area with squad-size probes. 4. Inflicts casualties on the unit. 5. Destroys vehicles. 6. Disrupts the unit's preparations (prevents or delays beyond the unit's allotted time).

TASK: Defeat Obstacles (5-OPFOR-0009)

CONDITION: The opposing forces (OPFOR) element encounters an obstacle that blocks the avenue of approach as it advances upon the enemy forces.

STANDARD: The OPFOR element bypasses or breaches the enemy obstacle. 1. Detects the obstacle before halting its main body. 2. Defeats the obstacle. a. Bypasses the obstacle without entering the engagement areas. b. Breaches the obstacle within 45 minutes and passes its entire force through the obstacle. 3. Does not incur degradation to the point that the mission must be discontinued.

TASK: Disrupt an Engineer Reconnaissance (5-OPFOR-0022)

CONDITION: The enemy is conducting an engineer reconnaissance. The opposing forces (OPFOR) element is positioned along the enemy's route.

STANDARD: The OPFOR element disrupts an engineer reconnaissance. 1. Prevents the unit from meeting its specified time schedule. 2. Forces the unit to deviate from its specified route. 3. Prevents the unit from accomplishing its assigned engineer reconnaissance. 4. Surprises the unit conducting the reconnaissance.

TASK: Conduct an Ambush (5-OPFOR-0007)

CONDITION: The enemy is moving in a convoy. The opposing forces (OPFOR) element is positioned along the enemy's route.

STANDARD: The OPFOR element inflicts casualties on the enemy and causes vehicle and equipment damage. 1. Prepares an ambush site before the element arrives. 2. Surprises march element forces. 3. Inflicts heavy casualties within the designated kill zone. 4. Inflicts heavy damage to vehicles and equipment within the designated kill zone. 5. Delays the march element from reaching a specified destination for a specified period of time. 6. Withdraws on order. 7. Sustains no casualties. 8. Reports actions to superiors.

TASK: Conduct an Aerial Reconnaissance (5-OPFOR-0010)

CONDITION: The opposing forces (OPFOR) headquarters (HQ) element requires intelligence on the locations and identification of enemy elements. An aircraft is dispatched to take photographs and make a visual inspection of the enemy rear area.

STANDARD: The OPFOR element gathers photograph intelligence of the enemy. 1. Photographs the assigned sectors. 2. Makes quick visual checks where the ceiling is low. 3. Locates enemy positions in the area, particularly support and storage bases, and command and control (C2) facilities. 4. Sustains no loss of aircraft. 5. Reports priority intelligence requirements (PIR) and other information requirements to the OPFOR HQ.

TASK: Conduct Terrorist and Saboteur Attacks (5-OPFOR-0005)

CONDITION: The opposing forces (OPFOR) element dispatches small teams into the enemy's rear area to disrupt combat service support (CSS) operations.

STANDARD: The enemy sustains disrupted command and control (C2), destroyed equipment and supplies, and light casualties. 1. Locates rear support bases and C2 facilities. 2. Delays and disrupts CSS operations through probes. 3. Infiltrates CSS bases to conduct sabotage and terrorist activities. 4. Inflicts light casualties. 5. Destroys supplies and equipment.

TASK: Disrupt a Route Reconnaissance (5-OPFOR-0021)

CONDITION: The enemy is conducting a route reconnaissance. The opposing forces (OPFOR) element is positioned along the enemy's route.

STANDARD: The OPFOR element attempts to disrupt a squad/section conducting a route reconnaissance. 1. Prevents the unit from meeting its specified time schedule. 2. Forces the unit to deviate from its specified route. 3. Prevents the unit from reaching its assigned destination. 4. Surprises the squad/section. 5. Inflicts casualties on the unit.

TASK: Surrender to the Capturing Unit on the Battlefield (5-OPFOR-0024)

CONDITION: The enemy has captured the opposing forces (OPFOR) element's soldiers, documents, and equipment sensitive to the OPFOR tactical operations.

STANDARD: The OPFOR soldiers retain or destroy documents and equipment. The OPFOR element surrenders documents and equipment of no tactical use to the enemy and attempts to conceal or destroy items of tactical value. The OPFOR element attempts escape and evasion. 1. Prevents the successful capture of documents and equipment. 2. Destroys documents and equipment. 3. Removes identifying markings from equipment. 4. Removes unit-identifying insignia. 5. Provides misleading information. 6. Plans an escape. 7. Delays movement to the nearest collection point. 8. Prevents safeguarding of enemy prisoners of war (EPWs) in order to cause embarrassment to the United States (US).

TASK: Conduct a Raid (5-OPFOR-0004)

CONDITION: The opposing forces (OPFOR) element has occupied an objective rally point and has orders to conduct a raid on a combat service support (CSS) base.

STANDARD: The OPFOR element infiltrates the enemy's base and destroys all of the targets. 1. Surprises the enemy forces. 2. Assaults the support base and accomplishes the assigned tasks. 3. Destroys the specified equipment and supplies. 4. Avoids being decisively engaged. 5. Withdraws all personnel from the objective areas within the time prescribed. 6. Obtains all priority intelligence requirements (PIR) from the raid site. 7. Sustains only light casualties from enemy fire.

TASK: Disrupt Defensive Preparations (5-OPFOR-0018)

CONDITION: The opposing forces (OPFOR) element has located the enemy. Priority intelligence requirements (PIR) and other intelligence requirements obtained by OPFOR patrols indicate that the enemy elements are establishing defensive positions. The OPFOR element has automatic and antiarmor weapons and light mortars.

STANDARD: The OPFOR element disrupts and delays the enemy's defensive preparations. 1. Locates and penetrates the enemy's security system. 2. Forces the enemy to delay defensive preparations. 3. Disrupts the enemy's obstacle preparations.

TASK: Disrupt Quartering Party Operations (5-OPFOR-0017)

CONDITION: The enemy is conducting quartering party operations. It has established an assembly area (AA) but has not moved in the main body.

STANDARD: The opposing forces (OPFOR) element attempts to disrupt quartering party operations and infiltrate the enemy's AA. 1. Locates the quartering party and the AA. 2. Surprises the main body. 3. Penetrates the AA with squad-size probes. 4. Inflicts personnel casualties and vehicle damage. 5. Disrupts the unit's preparations (prevents or delays beyond the unit's allotted time).

TASK: Disrupt Enemy Movement and Operations Using Tactical Nuclear Weapons (5-OPFOR-0016)

CONDITION: The opposing forces (OPFOR) element has located the enemy. Priority intelligence requirements (PIR) and other intelligence requirements have been obtained by OPFOR patrols. Tactical nuclear weapons are employed against key locations in the rear area.

STANDARD: The OPFOR element disrupts enemy movement and operations. 1. Disrupts or delays the movement of the enemy's equipment and supplies to the forward areas. 2. Destroys enemy equipment and supplies. 3. Inflicts a high rate of nuclear casualties among the enemy forces. 4. Denies the enemy the use of specified areas. 5. Contaminates the enemy's equipment and supplies.

TASK: Disrupt Enemy Movement and Operations Using Persistent and Nonpersistent Chemical Weapons (5-OPFOR-0015)

CONDITION: The opposing forces (OPFOR) element has located the enemy. Priority intelligence requirements (PIR) and other intelligence requirements have been obtained by OPFOR patrols. The OPFOR units deliver chemical agents, by means of conventional artillery weapons or aircraft, along selected supply routes and key bases in the rear area.

STANDARD: The OPFOR element disrupts enemy movement and operations using persistent and nonpersistent chemical weapons. 1. Delivers chemical agents in low and densely wooded areas. 2. Delays the movement of enemy supplies and equipment to the forward areas. 3. Restricts the movement of the enemy units in the rear area. 4. Channels the movement of enemy units into predesignated ambush areas. 5. Contaminates enemy supplies and equipment. 6. Inflicts a high rate of casualties on enemy forces.

TASK: Counter Passage of Lines (5-OPFOR-0012)

CONDITION: Enemy forces are in defensive positions, but they are expected to attempt passage-of-lines operations. The opposing forces (OPFOR) received orders to disrupt enemy passage-of-lines operations.

STANDARD: The OPFOR element delays or prevents enemy passage of lines. 1. Delays the passage. 2. Prevents the company from moving all personnel through the stationary unit. 3. Engages the main body of either the moving or the stationary unit.

TASK: Disrupt Movement (5-OPFOR-0014)

CONDITION: The enemy is expected to move through the opposing forces (OPFOR) element's area of operations. The OPFOR element has received an operation order (OPORD) or fragmentary order (FRAGO) to disrupt enemy movement. The enemy has the capability to defend with direct fire and antiarmor weapons.

STANDARD: The OPFOR element delays enemy movement. 1. Delays the element. 2. Forces the element to deviate from its route. 3. Prevents the element from reaching its destination. 4. Surprises the element's main body.

TASK: Defend a Minefield (5-OPFOR-0023)

CONDITION: The enemy is conducting a minefield sweeping operation. The opposing forces (OPFOR) element has a minefield placed in the enemy's path. The minefield is under constant observation and fire.

STANDARD: The OPFOR element defends a minefield against an enemy element conducting a minefield sweeping operation. 1. Prevents the unit from detecting the obstacle. 2. Disrupts the minefield sweeping operation. 3. Prevents the unit from conducting the minefield sweeping operation, prevents the unit from moving all personnel through the breach or delays the completion of the minefield sweeping operation for more than 45 minutes.

TASK: Attack (5-OPFOR-0001)

CONDITION: The opposing forces (OPFOR) element has located the enemy. The priority intelligence requirements (PIR) and other intelligence requirements have been obtained by OPFOR patrols. The OPFOR element has automatic and antiarmor weapons and light mortars.

STANDARD: The OPFOR element attempts to seize the terrain, vehicles, or equipment. 1. Develops an attack plan. 2. Surprises the enemy unit's main body. 3. Initiates the attack using a scheme of maneuver that exploits the enemy's flanks, gaps, and weaknesses. 4. Uses covered and concealed routes to approach the enemy forces' flanks, gaps, or weakly held areas. 5. Employs indirect fire to support the attack. 6. Penetrates enemy defenses. 7. Destroys equipment and supplies. 8. Inflicts heavy casualties. 9. Isolates the combat service support (CSS) base by blocking reinforcements. 10. Forces enemy units to displace. 11. Avoids being fixed in one position. 12. Withdraws before the CSS base is reinforced with tactical combat forces.

TASK: Disrupt Assembly Area (AA) Activities (5-OPFOR-0013)

CONDITION: Intelligence reports indicate that platoon- and company-size enemy units are operating in the opposing forces (OPFOR) area of operations. Enemy units can defend from AAs with direct fire, antiarmor weapons, and indirect fire. The enemy has close air support (CAS) and nuclear, biological, and chemical (NBC) capabilities.

STANDARD: The OPFOR element locates and disrupts the enemy's AA activities. 1. Locates the element's AA. 2. Probes the AA with squad- or team-size elements. 3. Inflicts more than 5 percent casualties on the element. 4. Disrupts the element's preparations (prevents or delays beyond the element's allotted time).

TASK: Maintain Contact (5-OPFOR-0003)

CONDITION: The opposing forces (OPFOR) element is engaged with enemy base defense forces. The enemy forces are withdrawing under pressure.

STANDARD: The OPFOR element maintains enemy contact while the enemy withdraws. 1. Engages the enemy forces decisively. 2. Advances the OPFOR as the enemy forces withdraw. 3. Inflicts heavy casualties. 4. Captures the members of the enemy force. 5. Captures documents and equipment. 6. Safeguards captured documents, equipment, and personnel.

ELEMENTS: Two Float Bridge Platoon Headquarters
 Four Bridge Sections
 Two Bridge Support Sections
 Support Platoon Headquarters
 Maintenance and Equipment Section
 Two Site Support Sections
 Augment

TASK: Construct a Protective Obstacle (05-3-0230)
 (FM 5-102) (FM 3-20.15) (FM 5-100)
 (FM 5-250) (FM 5-34)

ITERATION: 1 2 3 4 5 M (Circle)

COMMANDER/LEADER ASSESSMENT: T P U (Circle)

CONDITIONS: The platoon is conducting defensive or assembly area operations in a tactical environment, is stationary, and has identified the need to construct a protective obstacle across or along a probable threat avenue of approach. The company commander has authorized the construction of the obstacle. Sufficient time, manpower, and materials are available. Threat contact is not expected until after the "defend-no later than (NLT)" time specified in the operation order (OPORD) or operation plan (OPLAN). Some iterations of this task should be performed in MOPP4.

TASK STANDARDS: The obstacle accomplishes the commander's intent by delaying, stopping or channeling the enemy advance on the chosen avenue of approach. The time required to prepare is increased when conducting this task in mission-oriented protection posture (MOPP) 4.

TASK STEPS AND PERFORMANCE MEASURES	GO	NO-GO
<p>* 1. The element leader determines the location for the proposed obstacle.</p> <ul style="list-style-type: none"> a. Conducted a reconnaissance to determine the most effective location for the obstacle. b. Based the decision on siting the obstacle on likely threat avenues of approach. c. Ensured that the proposed location could be continuously overwatched by elements of the platoon. d. Ensured that the proposed obstacle site tied into existing obstacles. e. Identified the type of obstacle to accomplish the commander's intent from the category of demolition, constructed, land mines, contamination, or expedient. <p>* 2. The element leader coordinates the obstacle.</p> <ul style="list-style-type: none"> a. Ensured that the obstacle complemented other defensive measures. b. Ensured that the obstacle did not hamper the platoon's or company's scheme of maneuver. c. Reported the initiation of obstacle construction. d. Reported the completion of the obstacle. <p>3. The platoon emplaces the obstacle.</p> <ul style="list-style-type: none"> a. Emplaced the obstacle to the specifications and at the location directed by the element leader. b. Continued work until the obstacle achieved the desired intent against the type of threat expected along the avenue of approach. <p>4. The platoon continuously overwatches the obstacle.</p>		

TASK STEPS AND PERFORMANCE MEASURES	GO	NO-GO
a. Detected and denied opposing forces (OPFOR) attempts to reconnoiter the obstacle.		
b. Detected OPFOR attempts to breach the obstacle.		
c. Denied OPFOR breach of obstacle by the use of effective fire.		

TASK PERFORMANCE / EVALUATION SUMMARY BLOCK							
ITERATION	1	2	3	4	5	M	TOTAL
TOTAL TASK STEPS EVALUATED							
TOTAL TASK STEPS "GO"							
TRAINING STATUS "GO"/"NO-GO"							

"*" indicates a leader task step.

SUPPORTING INDIVIDUAL TASKS

Task Number	Task Title
052-192-2026	Direct a Minefield Marking Party
052-193-2015	Place Timber-Cutting Charges
052-193-2016	Place Steel-Cutting Charges
052-193-2017	Place Breaching Charges
052-193-2018	Place Cratering Charges
052-193-3022	Calculate Timber-Cutting Charges
052-193-3023	Calculate Steel-Cutting Charges
052-193-3024	Calculate Breaching Charges
052-193-3025	Calculate Explosive Requirements for Road Craters
052-195-1004	Install Pickets, Barbed Wire, and Concertina
052-195-2101	Direct Construction of Wire Entanglements
071-311-2007	Engage Targets with an M16A1 or M16A2 Rifle
071-311-2027	Load an M16A1 or M16A2 Rifle
071-311-2029	Correct Malfunctions of an M16A1 or M16A2 Rifle
071-325-4425	Employ an M18A1 Claymore Mine
071-325-4426	Recover an M18A1 Claymore Mine
071-326-5703	Construct Individual Fighting Positions
071-326-5705	Establish an Observation Post
071-331-0804	Perform Surveillance Without the Aid of Electronic Devices
071-331-0852	Clear a Field of Fire

SUPPORTING COLLECTIVE TASKS: NONE

OPFOR TASKS AND STANDARDS

TASK: Conduct an Attack (5-OPFOR-0008)

CONDITION: The enemy is conducting tactical operations. The opposing forces (OPFOR) element receives orders to attack the enemy, the area of occupation, or the main supply route (MSR) with smoke.

STANDARD: The OPFOR element disrupts the enemy's movement and smoke operations. 1. Determines the delivery method of the smoke attack. 2. Locates the target. 3. Delivers the smoke attack downwind. 4. Attacks the enemy with smoke, and surge attacks when the enemy responds to the smoke.

TASK: Disrupt a Net Control Station (NCS) (5-OPFOR-0019)

CONDITION: The enemy has established a NCS. The opposing forces (OPFOR) element has radio and jamming equipment.

STANDARD: The OPFOR element attempts to disrupt an NCS. 1. Attempts to locate the radio frequency that the unit is operating on. 2. Attempts to enter the radio net. 3. Attempts to issue "bogus" orders to a unit on the net. 4. Jams the radio frequency and forces the unit to go to an alternate frequency.

TASK: Disrupt Construction of Vehicle Fighting Positions (5-OPFOR-0020)

CONDITION: The opposing forces (OPFOR) element has located the enemy. The priority intelligence requirements (PIR) and other intelligence obtained by OPFOR patrols indicate the enemy is constructing vehicle fighting positions within its defensive area. The OPFOR element has automatic and antiarmor weapons and light mortars.

STANDARD: The OPFOR element attempts to disrupt the enemy's efforts to establish vehicle fighting positions. 1. Locates the defensive area. 2. Surprises the main body. 3. Penetrates the defensive area with squad-size probes. 4. Inflicts casualties on the unit. 5. Destroys vehicles. 6. Disrupts the unit's preparations (prevents or delays beyond the unit's allotted time).

TASK: Defeat Obstacles (5-OPFOR-0009)

CONDITION: The opposing forces (OPFOR) element encounters an obstacle that blocks the avenue of approach as it advances upon the enemy forces.

STANDARD: The OPFOR element bypasses or breaches the enemy obstacle. 1. Detects the obstacle before halting its main body. 2. Defeats the obstacle. a. Bypasses the obstacle without entering the engagement areas. b. Breaches the obstacle within 45 minutes and passes its entire force through the obstacle. 3. Does not incur degradation to the point that the mission must be discontinued.

TASK: Disrupt an Engineer Reconnaissance (5-OPFOR-0022)

CONDITION: The enemy is conducting an engineer reconnaissance. The opposing forces (OPFOR) element is positioned along the enemy's route.

STANDARD: The OPFOR element disrupts an engineer reconnaissance. 1. Prevents the unit from meeting its specified time schedule. 2. Forces the unit to deviate from its specified route. 3. Prevents the unit from accomplishing its assigned engineer reconnaissance. 4. Surprises the unit conducting the reconnaissance.

TASK: Conduct an Aerial Reconnaissance (5-OPFOR-0010)

CONDITION: The opposing forces (OPFOR) headquarters (HQ) element requires intelligence on the locations and identification of enemy elements. An aircraft is dispatched to take photographs and make a visual inspection of the enemy rear area.

STANDARD: The OPFOR element gathers photograph intelligence of the enemy. 1. Photographs the assigned sectors. 2. Makes quick visual checks where the ceiling is low. 3. Locates enemy positions in the area, particularly support and storage bases, and command and control (C2) facilities. 4. Sustains no loss of aircraft. 5. Reports priority intelligence requirements (PIR) and other information requirements to the OPFOR HQ.

TASK: Conduct Terrorist and Saboteur Attacks (5-OPFOR-0005)

CONDITION: The opposing forces (OPFOR) element dispatches small teams into the enemy's rear area to disrupt combat service support (CSS) operations.

STANDARD: The enemy sustains disrupted command and control (C2), destroyed equipment and supplies, and light casualties. 1. Locates rear support bases and C2 facilities. 2. Delays and disrupts CSS operations through probes. 3. Infiltrates CSS bases to conduct sabotage and terrorist activities. 4. Inflicts light casualties. 5. Destroys supplies and equipment.

TASK: Conduct an Ambush (5-OPFOR-0007)

CONDITION: The enemy is moving in a convoy. The opposing forces (OPFOR) element is positioned along the enemy's route.

STANDARD: The OPFOR element inflicts casualties on the enemy and causes vehicle and equipment damage. 1. Prepares an ambush site before the element arrives. 2. Surprises march element forces. 3. Inflicts heavy casualties within the designated kill zone. 4. Inflicts heavy damage to vehicles and equipment within the designated kill zone. 5. Delays the march element from reaching a specified destination for a specified period of time. 6. Withdraws on order. 7. Sustains no casualties. 8. Reports actions to superiors.

TASK: Disrupt a Route Reconnaissance (5-OPFOR-0021)

CONDITION: The enemy is conducting a route reconnaissance. The opposing forces (OPFOR) element is positioned along the enemy's route.

STANDARD: The OPFOR element attempts to disrupt a squad/section conducting a route reconnaissance. 1. Prevents the unit from meeting its specified time schedule. 2. Forces the unit to deviate from its specified route. 3. Prevents the unit from reaching its assigned destination. 4. Surprises the squad/section. 5. Inflicts casualties on the unit.

TASK: Surrender to the Capturing Unit on the Battlefield (5-OPFOR-0024)

CONDITION: The enemy has captured the opposing forces (OPFOR) element's soldiers, documents, and equipment sensitive to the OPFOR tactical operations.

STANDARD: The OPFOR soldiers retain or destroy documents and equipment. The OPFOR element surrenders documents and equipment of no tactical use to the enemy and attempts to conceal or destroy items of tactical value. The OPFOR element attempts escape and evasion. 1. Prevents the successful capture of documents and equipment. 2. Destroys documents and equipment. 3. Removes identifying markings from equipment. 4. Removes unit-identifying insignia. 5. Provides misleading information. 6. Plans an escape. 7. Delays movement to the nearest collection point. 8. Prevents safeguarding of enemy prisoners of war (EPWs) in order to cause embarrassment to the United States (US).

TASK: Conduct a Raid (5-OPFOR-0004)

CONDITION: The opposing forces (OPFOR) element has occupied an objective rally point and has orders to conduct a raid on a combat service support (CSS) base.

STANDARD: The OPFOR element infiltrates the enemy's base and destroys all of the targets. 1. Surprises the enemy forces. 2. Assaults the support base and accomplishes the assigned tasks. 3. Destroys the specified equipment and supplies. 4. Avoids being decisively engaged. 5. Withdraws all personnel from the objective areas within the time prescribed. 6. Obtains all priority intelligence requirements (PIR) from the raid site. 7. Sustains only light casualties from enemy fire.

TASK: Disrupt Defensive Preparations (5-OPFOR-0018)

CONDITION: The opposing forces (OPFOR) element has located the enemy. Priority intelligence requirements (PIR) and other intelligence requirements obtained by OPFOR patrols indicate that the enemy elements are establishing defensive positions. The OPFOR element has automatic and antiarmor weapons and light mortars.

STANDARD: The OPFOR element disrupts and delays the enemy's defensive preparations. 1. Locates and penetrates the enemy's security system. 2. Forces the enemy to delay defensive preparations. 3. Disrupts the enemy's obstacle preparations.

TASK: Disrupt Quartering Party Operations (5-OPFOR-0017)

CONDITION: The enemy is conducting quartering party operations. It has established an assembly area (AA) but has not moved in the main body.

STANDARD: The opposing forces (OPFOR) element attempts to disrupt quartering party operations and infiltrate the enemy's AA. 1. Locates the quartering party and the AA. 2. Surprises the main body. 3. Penetrates the AA with squad-size probes. 4. Inflicts personnel casualties and vehicle damage. 5. Disrupts the unit's preparations (prevents or delays beyond the unit's allotted time).

TASK: Disrupt Enemy Movement and Operations Using Tactical Nuclear Weapons (5-OPFOR-0016)

CONDITION: The opposing forces (OPFOR) element has located the enemy. Priority intelligence requirements (PIR) and other intelligence requirements have been obtained by OPFOR patrols. Tactical nuclear weapons are employed against key locations in the rear area.

STANDARD: The OPFOR element disrupts enemy movement and operations. 1. Disrupts or delays the movement of the enemy's equipment and supplies to the forward areas. 2. Destroys enemy equipment and supplies. 3. Inflicts a high rate of nuclear casualties among the enemy forces. 4. Denies the enemy the use of specified areas. 5. Contaminates the enemy's equipment and supplies.

TASK: Disrupt Enemy Movement and Operations Using Persistent and Nonpersistent Chemical Weapons (5-OPFOR-0015)

CONDITION: The opposing forces (OPFOR) element has located the enemy. Priority intelligence requirements (PIR) and other intelligence requirements have been obtained by OPFOR patrols. The OPFOR units deliver chemical agents, by means of conventional artillery weapons or aircraft, along selected supply routes and key bases in the rear area.

STANDARD: The OPFOR element disrupts enemy movement and operations using persistent and nonpersistent chemical weapons. 1. Delivers chemical agents in low and densely wooded areas. 2. Delays the movement of enemy supplies and equipment to the forward areas. 3. Restricts the movement of the enemy units in the rear area. 4. Channels the movement of enemy units into predesignated ambush areas. 5. Contaminates enemy supplies and equipment. 6. Inflicts a high rate of casualties on enemy forces.

TASK: Counter Passage of Lines (5-OPFOR-0012)

CONDITION: Enemy forces are in defensive positions, but they are expected to attempt passage-of-lines operations. The opposing forces (OPFOR) received orders to disrupt enemy passage-of-lines operations.

STANDARD: The OPFOR element delays or prevents enemy passage of lines. 1. Delays the passage. 2. Prevents the company from moving all personnel through the stationary unit. 3. Engages the main body of either the moving or the stationary unit.

TASK: Disrupt Movement (5-OPFOR-0014)

CONDITION: The enemy is expected to move through the opposing forces (OPFOR) element's area of operations. The OPFOR element has received an operation order (OPORD) or fragmentary order (FRAGO) to disrupt enemy movement. The enemy has the capability to defend with direct fire and antiarmor weapons.

STANDARD: The OPFOR element delays enemy movement. 1. Delays the element. 2. Forces the element to deviate from its route. 3. Prevents the element from reaching its destination. 4. Surprises the element's main body.

TASK: Conduct Sniper Operations (5-OPFOR-0006)

CONDITION: The opposing forces (OPFOR) element has assigned snipers (regular or irregular elements) in the enemy's rear area along the main supply route (MSR) and near support sites.

STANDARD: The OPFOR element kills or wounds targets. 1. Sets up a well-concealed location. 2. Engages vehicle drivers or personnel on foot with short bursts of semiautomatic fire. 3. Kills or wounds selected targets. 4. Prevents the position from being discovered by enemy forces. 5. Evacuates the area without being spotted. 6. Reports all specified priority intelligence requirements (PIR) and other intelligence requirements to the OPFOR headquarters (HQ).

TASK: Conduct Air Attacks (5-OPFOR-0002)

CONDITION: The opposing forces (OPFOR) element in the rear area has forwarded the positions of the enemy support sites or the locations of moving elements. The OPFOR aircraft have been dispatched to attack enemy installations or convoys.

STANDARD: The OPFOR element attempts to delay, disrupt, or damage the enemy targets by air. 1. Locates the target (support sites or convoys). 2. Makes attack runs on the designated targets. 3. Inflicts heavy damage to the selected target. 4. Sustains no loss of aircraft. 5. Delays moving the force for more than one hour.

TASK: Defend a Minefield (5-OPFOR-0023)

CONDITION: The enemy is conducting a minefield sweeping operation. The opposing forces (OPFOR) element has a minefield placed in the enemy's path. The minefield is under constant observation and fire.

STANDARD: The OPFOR element defends a minefield against an enemy element conducting a minefield sweeping operation. 1. Prevents the unit from detecting the obstacle. 2. Disrupts the minefield sweeping operation. 3. Prevents the unit from conducting the minefield sweeping operation, prevents the unit from moving all personnel through the breach or delays the completion of the minefield sweeping operation for more than 45 minutes.

TASK: Attack (5-OPFOR-0001)

CONDITION: The opposing forces (OPFOR) element has located the enemy. The priority intelligence requirements (PIR) and other intelligence requirements have been obtained by OPFOR patrols. The OPFOR element has automatic and antiarmor weapons and light mortars.

STANDARD: The OPFOR element attempts to seize the terrain, vehicles, or equipment. 1. Develops an attack plan. 2. Surprises the enemy unit's main body. 3. Initiates the attack using a scheme of maneuver that exploits the enemy's flanks, gaps, and weaknesses. 4. Uses covered and concealed routes to approach the enemy forces' flanks, gaps, or weakly held areas. 5. Employs indirect fire to support the attack. 6. Penetrates enemy defenses. 7. Destroys equipment and supplies. 8. Inflicts heavy casualties. 9. Isolates the combat service support (CSS) base by blocking reinforcements. 10. Forces enemy units to displace. 11. Avoids being fixed in one position. 12. Withdraws before the CSS base is reinforced with tactical combat forces.

TASK: Disrupt Assembly Area (AA) Activities (5-OPFOR-0013)

CONDITION: Intelligence reports indicate that platoon- and company-size enemy units are operating in the opposing forces (OPFOR) area of operations. Enemy units can defend from AAs with direct fire, antiarmor weapons, and indirect fire. The enemy has close air support (CAS) and nuclear, biological, and chemical (NBC) capabilities.

STANDARD: The OPFOR element locates and disrupts the enemy's AA activities. 1. Locates the element's AA. 2. Probes the AA with squad- or team-size elements. 3. Inflicts more than 5 percent casualties on the element. 4. Disrupts the element's preparations (prevents or delays beyond the element's allotted time).

TASK: Maintain Contact (5-OPFOR-0003)

CONDITION: The opposing forces (OPFOR) element is engaged with enemy base defense forces. The enemy forces are withdrawing under pressure.

STANDARD: The OPFOR element maintains enemy contact while the enemy withdraws. 1. Engages the enemy forces decisively. 2. Advances the OPFOR as the enemy forces withdraw. 3. Inflicts heavy casualties. 4. Captures the members of the enemy force. 5. Captures documents and equipment. 6. Safeguards captured documents, equipment, and personnel.

- ELEMENTS:** Company Headquarters
 Two Float Bridge Platoon Headquarters
 Four Bridge Sections
 Two Bridge Support Sections
 Support Platoon Headquarters
 Maintenance and Equipment Section
 Two Site Support Sections
 Augment

TASK: Construct Wire Obstacles (05-3-0303)
 (FM 5-34) (FM 20-32) (FM 5-102)
 (FM 90-7)

ITERATION: 1 2 3 4 5 M (Circle)

COMMANDER/LEADER ASSESSMENT: T P U (Circle)

CONDITIONS: The element receives a fragmentary order (FRAGO) or an operation order (OPORD) to construct a wire obstacle at an 8-digit grid location to reinforce terrain in support of the scheme of maneuver. The element has the materials available to construct the wire obstacle. The wire obstacle may be emplaced as a tactical or protective obstacle. Digital units have performed functionality checks, and systems are operational. Some iterations of this task should be performed in MOPP4.

TASK STANDARDS: The element emplaces the obstacle to standard according to higher headquarters (HQ) requirements (tactical [disrupt, fix, turn, or block] or protective) and the timeline specified in the FRAGO or OPORD. The element sites and constructs the obstacle, performs an obstacle turnover, and reports to higher HQ or the supported maneuver unit HQ. Digital units send and receive reports using frequency-modulated (FM) or digital means. The element updates overlays and provides appropriate Department of the Army (DA) forms according to the unit's tactical standing operating procedure (TACSOP) and the applicable Standardization Agreement (STANAG). The time required to conduct this task is increased when conducted in mission-oriented protection posture (MOPP) 4.

TASK STEPS AND PERFORMANCE MEASURES	GO	NO-GO
<p>* 1. The element leader receives a FRAGO or OPORD to construct a wire obstacle to reinforce terrain in support of the scheme of maneuver. NOTE: Digital units send orders and reports and perform a map reconnaissance using the Army Battle Command System (ABCS) according to the unit's TACSOP.</p> <ul style="list-style-type: none"> a. Conducted a thorough map reconnaissance, including the route and the terrain. b. Reviewed the unit's standing operating procedure (SOP) or TACSOP. c. Conducted troop-leading procedures. d. Conducted precombat checks (PCCs) and precombat inspections (PCIs). e. Conducted a risk management assessment and a safety briefing according to the unit's SOP or TACSOP. <p>* 2. The element leader prepares to construct a wire obstacle.</p> <ul style="list-style-type: none"> a. Reconnoitered the site to consider needed security, potential actions on contact, and the accessibility of materials. b. Organized the work party. <p>* 3. The element leader and overwatch units site the obstacle as part of the overwatch unit's engagement area (EA) development process. NOTE: Cover the obstacle with direct and/or indirect fire.</p> <p>4. The element constructs the wire obstacle.</p>		

TASK STEPS AND PERFORMANCE MEASURES	GO	NO-GO
<p>NOTE: Digital units report obstacle completion and locations by populating the Force XXI Battle Command Brigade and Below (FBCB2) System and report to higher HQ according to the unit's TACSOP.</p> <p>a. Used triple-standard concertina.</p> <ol style="list-style-type: none"> (1) Worked from the enemy side to the friendly side. (2) Spaced the pickets at 3.8-meter (5-pace) intervals. <p>NOTE: 1 meter equals 1.3 paces.</p> <ol style="list-style-type: none"> (3) Staggered the rear row. (4) Secured the bottom rolls with horizontal wire on both the enemy side and the friendly side. (5) Anchored the horizontal wire to the anchor (short) pickets, 1.5 meters (2 paces) from the end of the long pickets. (6) Secured the top roll, the horizontal wire, and the bottom roll on the friendly side with wire ties midway between pickets. (7) Completed construction within the time standard of 1 squad hour per 100 meters during daylight or 1.5 squad hours per 100 meters in darkness. <p>b. Prepared the knife rest.</p> <ol style="list-style-type: none"> (1) Prepared a knife rest 3 to 5 meters long. (2) Secured the knife rest to the ground 3 to 5 meters between the cross members with a minimum height of 1.2 meters and tightly lashed together. (3) Completed construction within the time standard of 1 squad hour per knife rest during daylight or 1.5 squad hours per knife rest in darkness. <p>c. Prepared a double-apron, 4-2 pace fence.</p> <ol style="list-style-type: none"> (1) Laid the fence centerline. (2) Spaced the long pickets at 3-meter (4-pace) intervals. (3) Spaced anchor pickets 1.5 meters (2 paces) in each direction away from the centerline and midway between the long pickets. (4) Installed all 12 wires working from the enemy side to the friendly side. <p>NOTE: No antitank mines should be placed in the fence.</p> <ol style="list-style-type: none"> (5) Used the correct wire ties and ensured that all of the wires were tight. (6) Completed construction within the time standard of 3 squad hours per 100 meters during daylight or 4.5 squad hours per 100 meters in darkness. <p>d. Constructed an 11-row antivehicular wire obstacle.</p> <ol style="list-style-type: none"> (1) Spaced pickets at 3.8-meter (5-pace) intervals. (2) Placed the concertina wire over the long pickets and placed a 20-centimeter-diameter log between the 5th and 6th rows. (3) Anchored the horizontal wires to the anchor stakes, 1.5 meters (2 paces) from each end of the concertina. (4) Ensured that the obstacle was no less than 10 meters (11 rows) deep. (5) Completed construction within the time standard of 1squad hour during daylight or 2 squad hours in darkness. <p>NOTE: The time standard given is for entanglements that are 15 meters wide and 10 meters (11 rows) deep.</p> <p>* 5. The element leader ensures that the wire obstacle meets the commander's intent and requirements.</p> <p>* 6. The element leader submits initiation reports, status updates, and completion reports to higher HQ according to the unit's SOP or TACSOP.</p> <p>* 7. The element leader conducts an obstacle turnover to the overwatch unit according to the unit's SOP or TACSOP.</p>		

TASK STEPS AND PERFORMANCE MEASURES	GO	NO-GO
NOTE: Refer to Field Manual (FM) 20-32 for information on how to prepare an obstacle folder for turnover.		

TASK PERFORMANCE / EVALUATION SUMMARY BLOCK							
ITERATION	1	2	3	4	5	M	TOTAL
TOTAL TASK STEPS EVALUATED							
TOTAL TASK STEPS "GO"							
TRAINING STATUS "GO"/"NO-GO"							

"*" indicates a leader task step.

SUPPORTING INDIVIDUAL TASKS

Task Number	Task Title
052-195-2101	Direct Construction of Wire Entanglements
052-195-3066	Direct Construction of Nonexplosive Obstacles
052-195-3067	Determine Logistical Requirements for Wire Obstacles

SUPPORTING COLLECTIVE TASKS

Task Number	Task Title
05-2-0001	Prepare an Obstacle Plan
05-2-7008	Prepare an Operation Order (OPORD) (Company/Platoon)

OPFOR TASKS AND STANDARDS

TASK: Maintain Contact (5-OPFOR-0003)

CONDITION: The opposing forces (OPFOR) element is engaged with enemy base defense forces. The enemy forces are withdrawing under pressure.

STANDARD: The OPFOR element maintains enemy contact while the enemy withdraws. 1. Engages the enemy forces decisively. 2. Advances the OPFOR as the enemy forces withdraw. 3. Inflicts heavy casualties. 4. Captures the members of the enemy force. 5. Captures documents and equipment. 6. Safeguards captured documents, equipment, and personnel.

TASK: Conduct an Ambush (5-OPFOR-0007)

CONDITION: The enemy is moving in a convoy. The opposing forces (OPFOR) element is positioned along the enemy's route.

STANDARD: The OPFOR element inflicts casualties on the enemy and causes vehicle and equipment damage. 1. Prepares an ambush site before the element arrives. 2. Surprises march element forces. 3. Inflicts heavy casualties within the designated kill zone. 4. Inflicts heavy damage to vehicles and equipment within the designated kill zone. 5. Delays the march element from reaching a specified destination for a specified period of time. 6. Withdraws on order. 7. Sustains no casualties. 8. Reports actions to superiors.

TASK: Defeat Obstacles (5-OPFOR-0009)

CONDITION: The opposing forces (OPFOR) element encounters an obstacle that blocks the avenue of approach as it advances upon the enemy forces.

STANDARD: The OPFOR element bypasses or breaches the enemy obstacle. 1. Detects the obstacle before halting its main body. 2. Defeats the obstacle. a. Bypasses the obstacle without entering the engagement areas. b. Breaches the obstacle within 45 minutes and passes its entire force through the obstacle. 3. Does not incur degradation to the point that the mission must be discontinued.

TASK: Gather Intelligence (5-OPFOR-0011)

CONDITION: The opposing forces (OPFOR) small element, operating in the rear area, is planning attacks on enemy bases. Information is needed to complete the plans.

STANDARD: The OPFOR element infiltrates, gathers intelligence information, and submits its findings to the command. 1. Identifies all priority intelligence requirements (PIR) and other intelligence requirements. 2. Passes through any outpost, defensive wire, or warning devices undetected. 3. Moves to an observation point that offers cover and concealment and is clear enough to gather PIR and other intelligence requirements. 4. Gathers all PIR and other intelligence requirements. 5. Withdraws from the area undetected. 6. Reports all information to the OPFOR headquarters (HQ).

TASK: Disrupt Movement (5-OPFOR-0014)

CONDITION: The enemy is expected to move through the opposing forces (OPFOR) element's area of operations. The OPFOR element has received an operation order (OPORD) or fragmentary order (FRAGO) to disrupt enemy movement. The enemy has the capability to defend with direct fire and antiarmor weapons.

STANDARD: The OPFOR element delays enemy movement. 1. Delays the element. 2. Forces the element to deviate from its route. 3. Prevents the element from reaching its destination. 4. Surprises the element's main body.

TASK: Disrupt Defensive Preparations (5-OPFOR-0018)

CONDITION: The opposing forces (OPFOR) element has located the enemy. Priority intelligence requirements (PIR) and other intelligence requirements obtained by OPFOR patrols indicate that the enemy elements are establishing defensive positions. The OPFOR element has automatic and antiarmor weapons and light mortars.

STANDARD: The OPFOR element disrupts and delays the enemy's defensive preparations. 1. Locates and penetrates the enemy's security system. 2. Forces the enemy to delay defensive preparations. 3. Disrupts the enemy's obstacle preparations.

TASK: Disrupt a Net Control Station (NCS) (5-OPFOR-0019)

CONDITION: The enemy has established a NCS. The opposing forces (OPFOR) element has radio and jamming equipment.

STANDARD: The OPFOR element attempts to disrupt an NCS. 1. Attempts to locate the radio frequency that the unit is operating on. 2. Attempts to enter the radio net. 3. Attempts to issue "bogus" orders to a unit on the net. 4. Jams the radio frequency and forces the unit to go to an alternate frequency.

TASK: Conduct Sniper Operations (5-OPFOR-0006)

CONDITION: The opposing forces (OPFOR) element has assigned snipers (regular or irregular elements) in the enemy's rear area along the main supply route (MSR) and near support sites.

STANDARD: The OPFOR element kills or wounds targets. 1. Sets up a well-concealed location. 2. Engages vehicle drivers or personnel on foot with short bursts of semiautomatic fire. 3. Kills or wounds selected targets. 4. Prevents the position from being discovered by enemy forces. 5. Evacuates the area without being spotted. 6. Reports all specified priority intelligence requirements (PIR) and other intelligence requirements to the OPFOR headquarters (HQ).

TASK: Disrupt a Route Reconnaissance (5-OPFOR-0021)

CONDITION: The enemy is conducting a route reconnaissance. The opposing forces (OPFOR) element is positioned along the enemy's route.

STANDARD: The OPFOR element attempts to disrupt a squad/section conducting a route reconnaissance. 1. Prevents the unit from meeting its specified time schedule. 2. Forces the unit to deviate from its specified route. 3. Prevents the unit from reaching its assigned destination. 4. Surprises the squad/section. 5. Inflicts casualties on the unit.

TASK: Conduct an Attack (5-OPFOR-0008)

CONDITION: The enemy is conducting tactical operations. The opposing forces (OPFOR) element receives orders to attack the enemy, the area of occupation, or the main supply route (MSR) with smoke.

STANDARD: The OPFOR element disrupts the enemy's movement and smoke operations. 1. Determines the delivery method of the smoke attack. 2. Locates the target. 3. Delivers the smoke attack downwind. 4. Attacks the enemy with smoke, and surge attacks when the enemy responds to the smoke.

TASK: Disrupt Construction of Vehicle Fighting Positions (5-OPFOR-0020)

CONDITION: The opposing forces (OPFOR) element has located the enemy. The priority intelligence requirements (PIR) and other intelligence obtained by OPFOR patrols indicate the enemy is constructing vehicle fighting positions within its defensive area. The OPFOR element has automatic and antiarmor weapons and light mortars.

STANDARD: The OPFOR element attempts to disrupt the enemy's efforts to establish vehicle fighting positions. 1. Locates the defensive area. 2. Surprises the main body. 3. Penetrates the defensive area with squad-size probes. 4. Inflicts casualties on the unit. 5. Destroys vehicles. 6. Disrupts the unit's preparations (prevents or delays beyond the unit's allotted time).

TASK: Disrupt an Engineer Reconnaissance (5-OPFOR-0022)

CONDITION: The enemy is conducting an engineer reconnaissance. The opposing forces (OPFOR) element is positioned along the enemy's route.

STANDARD: The OPFOR element disrupts an engineer reconnaissance. 1. Prevents the unit from meeting its specified time schedule. 2. Forces the unit to deviate from its specified route. 3. Prevents the unit from accomplishing its assigned engineer reconnaissance. 4. Surprises the unit conducting the reconnaissance.

TASK: Conduct an Aerial Reconnaissance (5-OPFOR-0010)

CONDITION: The opposing forces (OPFOR) headquarters (HQ) element requires intelligence on the locations and identification of enemy elements. An aircraft is dispatched to take photographs and make a visual inspection of the enemy rear area.

STANDARD: The OPFOR element gathers photograph intelligence of the enemy. 1. Photographs the assigned sectors. 2. Makes quick visual checks where the ceiling is low. 3. Locates enemy positions in the area, particularly support and storage bases, and command and control (C2) facilities. 4. Sustains no loss of aircraft. 5. Reports priority intelligence requirements (PIR) and other information requirements to the OPFOR HQ.

TASK: Conduct Terrorist and Saboteur Attacks (5-OPFOR-0005)

CONDITION: The opposing forces (OPFOR) element dispatches small teams into the enemy's rear area to disrupt combat service support (CSS) operations.

STANDARD: The enemy sustains disrupted command and control (C2), destroyed equipment and supplies, and light casualties. 1. Locates rear support bases and C2 facilities. 2. Delays and disrupts CSS operations through probes. 3. Infiltrates CSS bases to conduct sabotage and terrorist activities. 4. Inflicts light casualties. 5. Destroys supplies and equipment.

TASK: Conduct a Raid (5-OPFOR-0004)

CONDITION: The opposing forces (OPFOR) element has occupied an objective rally point and has orders to conduct a raid on a combat service support (CSS) base.

STANDARD: The OPFOR element infiltrates the enemy's base and destroys all of the targets. 1. Surprises the enemy forces. 2. Assaults the support base and accomplishes the assigned tasks. 3. Destroys the specified equipment and supplies. 4. Avoids being decisively engaged. 5. Withdraws all personnel from the objective areas within the time prescribed. 6. Obtains all priority intelligence requirements (PIR) from the raid site. 7. Sustains only light casualties from enemy fire.

TASK: Surrender to the Capturing Unit on the Battlefield (5-OPFOR-0024)

CONDITION: The enemy has captured the opposing forces (OPFOR) element's soldiers, documents, and equipment sensitive to the OPFOR tactical operations.

STANDARD: The OPFOR soldiers retain or destroy documents and equipment. The OPFOR element surrenders documents and equipment of no tactical use to the enemy and attempts to conceal or destroy items of tactical value. The OPFOR element attempts escape and evasion. 1. Prevents the successful capture of documents and equipment. 2. Destroys documents and equipment. 3. Removes identifying markings from equipment. 4. Removes unit-identifying insignia. 5. Provides misleading information. 6. Plans an escape. 7. Delays movement to the nearest collection point. 8. Prevents safeguarding of enemy prisoners of war (EPWs) in order to cause embarrassment to the United States (US).

TASK: Disrupt Quartering Party Operations (5-OPFOR-0017)

CONDITION: The enemy is conducting quartering party operations. It has established an assembly area (AA) but has not moved in the main body.

STANDARD: The opposing forces (OPFOR) element attempts to disrupt quartering party operations and infiltrate the enemy's AA. 1. Locates the quartering party and the AA. 2. Surprises the main body. 3. Penetrates the AA with squad-size probes. 4. Inflicts personnel casualties and vehicle damage. 5. Disrupts the unit's preparations (prevents or delays beyond the unit's allotted time).

TASK: Disrupt Enemy Movement and Operations Using Tactical Nuclear Weapons (5-OPFOR-0016)

CONDITION: The opposing forces (OPFOR) element has located the enemy. Priority intelligence requirements (PIR) and other intelligence requirements have been obtained by OPFOR patrols. Tactical nuclear weapons are employed against key locations in the rear area.

STANDARD: The OPFOR element disrupts enemy movement and operations. 1. Disrupts or delays the movement of the enemy's equipment and supplies to the forward areas. 2. Destroys enemy equipment and supplies. 3. Inflicts a high rate of nuclear casualties among the enemy forces. 4. Denies the enemy the use of specified areas. 5. Contaminates the enemy's equipment and supplies.

TASK: Disrupt Enemy Movement and Operations Using Persistent and Nonpersistent Chemical Weapons (5-OPFOR-0015)

CONDITION: The opposing forces (OPFOR) element has located the enemy. Priority intelligence requirements (PIR) and other intelligence requirements have been obtained by OPFOR patrols. The OPFOR units deliver chemical agents, by means of conventional artillery weapons or aircraft, along selected supply routes and key bases in the rear area.

STANDARD: The OPFOR element disrupts enemy movement and operations using persistent and nonpersistent chemical weapons. 1. Delivers chemical agents in low and densely wooded areas. 2. Delays the movement of enemy supplies and equipment to the forward areas. 3. Restricts the movement of the enemy units in the rear area. 4. Channels the movement of enemy units into predesignated ambush areas. 5. Contaminates enemy supplies and equipment. 6. Inflicts a high rate of casualties on enemy forces.

TASK: Counter Passage of Lines (5-OPFOR-0012)

CONDITION: Enemy forces are in defensive positions, but they are expected to attempt passage-of-lines operations. The opposing forces (OPFOR) received orders to disrupt enemy passage-of-lines operations.

STANDARD: The OPFOR element delays or prevents enemy passage of lines. 1. Delays the passage. 2. Prevents the company from moving all personnel through the stationary unit. 3. Engages the main body of either the moving or the stationary unit.

TASK: Conduct Air Attacks (5-OPFOR-0002)

CONDITION: The opposing forces (OPFOR) element in the rear area has forwarded the positions of the enemy support sites or the locations of moving elements. The OPFOR aircraft have been dispatched to attack enemy installations or convoys.

STANDARD: The OPFOR element attempts to delay, disrupt, or damage the enemy targets by air. 1. Locates the target (support sites or convoys). 2. Makes attack runs on the designated targets. 3. Inflicts heavy damage to the selected target. 4. Sustains no loss of aircraft. 5. Delays moving the force for more than one hour.

TASK: Defend a Minefield (5-OPFOR-0023)

CONDITION: The enemy is conducting a minefield sweeping operation. The opposing forces (OPFOR) element has a minefield placed in the enemy's path. The minefield is under constant observation and fire.

STANDARD: The OPFOR element defends a minefield against an enemy element conducting a minefield sweeping operation. 1. Prevents the unit from detecting the obstacle. 2. Disrupts the minefield sweeping operation. 3. Prevents the unit from conducting the minefield sweeping operation, prevents the unit from moving all personnel through the breach or delays the completion of the minefield sweeping operation for more than 45 minutes.

TASK: Attack (5-OPFOR-0001)

CONDITION: The opposing forces (OPFOR) element has located the enemy. The priority intelligence requirements (PIR) and other intelligence requirements have been obtained by OPFOR patrols. The OPFOR element has automatic and antiarmor weapons and light mortars.

STANDARD: The OPFOR element attempts to seize the terrain, vehicles, or equipment. 1. Develops an attack plan. 2. Surprises the enemy unit's main body. 3. Initiates the attack using a scheme of maneuver that exploits the enemy's flanks, gaps, and weaknesses. 4. Uses covered and concealed routes to approach the enemy forces' flanks, gaps, or weakly held areas. 5. Employs indirect fire to support the attack. 6. Penetrates enemy defenses. 7. Destroys equipment and supplies. 8. Inflicts heavy casualties. 9. Isolates the combat service support (CSS) base by blocking reinforcements. 10. Forces enemy units to displace. 11. Avoids being fixed in one position. 12. Withdraws before the CSS base is reinforced with tactical combat forces.

TASK: Disrupt Assembly Area (AA) Activities (5-OPFOR-0013)

CONDITION: Intelligence reports indicate that platoon- and company-size enemy units are operating in the opposing forces (OPFOR) area of operations. Enemy units can defend from AAs with direct fire, antiarmor weapons, and indirect fire. The enemy has close air support (CAS) and nuclear, biological, and chemical (NBC) capabilities.

STANDARD: The OPFOR element locates and disrupts the enemy's AA activities. 1. Locates the element's AA. 2. Probes the AA with squad- or team-size elements. 3. Inflicts more than 5 percent casualties on the element. 4. Disrupts the element's preparations (prevents or delays beyond the element's allotted time).

ELEMENTS: Two Float Bridge Platoon Headquarters
 Four Bridge Sections
 Two Bridge Support Sections
 Support Platoon Headquarters

TASK: Support an Assault Boat Crossing (05-3-0606)
 (FM 90-13) (FM 3-34.2) (TC 5-210)

ITERATION: 1 2 3 4 5 M (Circle)
COMMANDER/LEADER ASSESSMENT: T P U (Circle)

CONDITIONS: The platoon has been directed to support a maneuver element during the assault phase of a hasty or deliberate river crossing operation. A river-crossing site reconnaissance has been completed and crossing sites have been selected by higher headquarters (HQ). The platoon has been augmented by additional elements for security. Some iterations of this task should be performed in MOPP4.

TASK STANDARDS: The maneuver element is briefed and safely transported across a water obstacle, in the sequence and time outlined in the operation order (OPORD), to the predesignated sites on the far shore. Strict noise discipline is adhered to at all times. The time required to perform this task is increased when conducting it in mission-oriented protection posture (MOPP) 4.

TASK STEPS AND PERFORMANCE MEASURES	GO	NO-GO
<p>* 1. The element leader plans for the crossing.</p> <ul style="list-style-type: none"> a. Extracted information from the OPORD and determined the-- <ul style="list-style-type: none"> (1) Crossing time. (2) Crossing sites. (3) Crossing force composition. (4) Assembly or holding areas. (5) Routes to be traveled. (6) Communication requirements. (7) Follow-on mission, such as preparation of the far shore for amphibious vehicle crossing, if any. b. Identified the entry and exit points through a map or ground reconnaissance. c. Ensured that the exit points were far enough downstream to allow for the drift of the boats using the following formula: Downstream drift (in feet) minus the river's current (in feet per second [fps]) multiplied by the river's width (in feet). d. Determined the amount of required engineer equipment, to include-- <ul style="list-style-type: none"> (1) Assault boats, reconnaissance boats, and safety boats. (2) Outboard motors, for powered crossings. (3) Engineer boat operators or boat crews. (4) Night vision devices, such as starlight scopes, miniscopes, and minimetascopes. (5) Personal-flotation devices (PFDs). e. Ensured that all required equipment was available before departing from the engineer equipment park (EEP). <p>* 2. The element leader issues the OPORD.</p> <ul style="list-style-type: none"> a. Assigned sections or squads to specific crossing sites, using three engineers per site. 		

TASK STEPS AND PERFORMANCE MEASURES	GO	NO-GO
<p>b. Briefed the element on the crossing unit's identification, its expected strength, and the time of crossing.</p> <p>c. Briefed the element on any preplanned signals, such as the use of colored smoke, flares, and audible warnings as outlined in the signal operation instructions (SOI) extract and the unit's standing operating procedure (SOP).</p> <p>d. Outlined what to do in the event of an enemy attack.</p> <p>e. Gave a water safety briefing to all personnel, stressing the following points:</p> <ol style="list-style-type: none"> (1) Soldiers should have their trousers unbloused. (2) Soldiers should wear their approved PFDs throughout the operation. (3) Soldiers should have their load-bearing equipment (LBE); rucksacks should be worn unbuckled at the waist, and rifles should be slung outside of the life preserver and opposite the outboard side with the muzzle down. (4) Crew-served weapons, radios, ammunition, and any other bulk equipment should be lashed securely to the boat to prevent loss if the boat overturned. (5) Radios, batteries, and ammunition should be waterproofed using available material, such as ponchos or waterproof bags. (6) Pointed objects should be padded to prevent puncture of the boat. (7) Hot weapons should be cooled before being placed in the boat to prevent damage to the boat and injury to personnel. <p>* 3. The element leader organizes the platoon for the mission.</p> <ol style="list-style-type: none"> a. Designated the specific section or squad duties, such as-- <ol style="list-style-type: none"> (1) Load and transport assault boats to the crossing site. (2) Mark entry and exit points. (3) Inflate boats. (4) Operate boats during the crossing. (5) Operate safety boats. (6) Mark the lanes. b. Briefed crews on their duties and any special instructions. <p>4. Boat crews prepare the assault boats.</p> <p>5. The element prepares the crossing site.</p> <ol style="list-style-type: none"> a. Inflated boats within five to ten minutes, using the pumps provided. b. Ensured that all required equipment was available. <ol style="list-style-type: none"> (1) Included 11 paddles per boat for a silent crossing. (2) Included outboard motors and fuel for a powered crossing. (3) Included 15 PFDs per boat. <p>* 6. The element leader briefs the assaulting force and conducts a rehearsal in both daylight and blackout conditions.</p> <ol style="list-style-type: none"> a. Marked entry and exit points (as outlined in the OPORD) ensuring that each boat had a specific point at which to land that was visible during daylight and under conditions of reduced visibility. b. Marked the lanes to entry points by the method outlined in the OPORD. c. Established the dismounted rally points (RPs), manned by engineers, to link the assaulting forces with the boats. <p>NOTE: Each assaulting wave can use the same RP as the previous wave.</p> <p>7. Boat crews operate and control the assault boats.</p> <ol style="list-style-type: none"> a. Conducted a rehearsal for both the daylight and blackout conditions, if the supported unit was not familiar with the assault boat operations. 		

TASK STEPS AND PERFORMANCE MEASURES	GO	NO-GO
<p>(1) Demonstrated carrying techniques, using the high-carry method for long distances and the low-carry method for short distances.</p> <p>(2) Demonstrated loading and unloading procedures.</p> <p>(a) Stayed as low as possible when entering and leaving the boat to prevent capsizing.</p> <p>(b) Individually loaded and unloaded boats at steep riverbanks and along the shoreline where the water was deep.</p> <p>(c) Individually loaded into or unloaded from a larger vessel, such as a landing craft, mechanized (LCM).</p> <p>(d) Loaded and unloaded boats in pairs at shallow-water riverbanks.</p> <p>(3) Explained the methods or commands to be used in establishing the cadence.</p> <p>(4) Demonstrated and practiced paddling techniques.</p> <p>b. Briefed the assaulting force on water safety procedures outlined in Subtask 2e.</p> <p>c. Ensured that each boat had 3 engineers for a silent crossing.</p> <p>NOTE: The boat can carry 12 additional infantrymen.</p> <p>d. Ensured that each boat had 2 engineers for a powered crossing.</p> <p>NOTE: The boat can carry 12 additional infantrymen. It should carry a squad-sized element, if the tactical situation permits, to maintain the squad's integrity on the far shore.</p> <p>8. Boat crews deflate and repack the boats on the far shore or return to the previous location on the near shore for another wave of assault troops.</p> <p>a. Established the cadence, keeping the boats on line and in the order specified by the crossing plan.</p> <p>b. Ensured that water safety procedures were adhered to at all times.</p> <p>c. Ensured that noise and light discipline was adhered to at all times.</p> <p>d. Landed the boats at the designated points on the far shore.</p> <p>e. Retrieved PFDs from the assaulting force.</p> <p>f. Deflated and repacked the boats on the far shore or returned to the previous location on the near shore for another wave of assault troops.</p> <p>* 9. The element leader submits reports to higher HQ, as required by the OPORD and the unit's SOP.</p>		

TASK PERFORMANCE / EVALUATION SUMMARY BLOCK							
ITERATION	1	2	3	4	5	M	TOTAL
TOTAL TASK STEPS EVALUATED							
TOTAL TASK STEPS "GO"							
TRAINING STATUS "GO"/"NO-GO"							

"*" indicates a leader task step.

SUPPORTING INDIVIDUAL TASKS: NONE

SUPPORTING COLLECTIVE TASKS: NONE

OPFOR TASKS AND STANDARDS

TASK: Disrupt a Route Reconnaissance (5-OPFOR-0021)

CONDITION: The enemy is conducting a route reconnaissance. The opposing forces (OPFOR) element is positioned along the enemy's route.

STANDARD: The OPFOR element attempts to disrupt a squad/section conducting a route reconnaissance. 1. Prevents the unit from meeting its specified time schedule. 2. Forces the unit to deviate from its specified route. 3. Prevents the unit from reaching its assigned destination. 4. Surprises the squad/section. 5. Inflicts casualties on the unit.

TASK: Maintain Contact (5-OPFOR-0003)

CONDITION: The opposing forces (OPFOR) element is engaged with enemy base defense forces. The enemy forces are withdrawing under pressure.

STANDARD: The OPFOR element maintains enemy contact while the enemy withdraws. 1. Engages the enemy forces decisively. 2. Advances the OPFOR as the enemy forces withdraw. 3. Inflicts heavy casualties. 4. Captures the members of the enemy force. 5. Captures documents and equipment. 6. Safeguards captured documents, equipment, and personnel.

TASK: Conduct Terrorist and Saboteur Attacks (5-OPFOR-0005)

CONDITION: The opposing forces (OPFOR) element dispatches small teams into the enemy's rear area to disrupt combat service support (CSS) operations.

STANDARD: The enemy sustains disrupted command and control (C2), destroyed equipment and supplies, and light casualties. 1. Locates rear support bases and C2 facilities. 2. Delays and disrupts CSS operations through probes. 3. Infiltrates CSS bases to conduct sabotage and terrorist activities. 4. Inflicts light casualties. 5. Destroys supplies and equipment.

TASK: Conduct an Ambush (5-OPFOR-0007)

CONDITION: The enemy is moving in a convoy. The opposing forces (OPFOR) element is positioned along the enemy's route.

STANDARD: The OPFOR element inflicts casualties on the enemy and causes vehicle and equipment damage. 1. Prepares an ambush site before the element arrives. 2. Surprises march element forces. 3. Inflicts heavy casualties within the designated kill zone. 4. Inflicts heavy damage to vehicles and equipment within the designated kill zone. 5. Delays the march element from reaching a specified destination for a specified period of time. 6. Withdraws on order. 7. Sustains no casualties. 8. Reports actions to superiors.

TASK: Gather Intelligence (5-OPFOR-0011)

CONDITION: The opposing forces (OPFOR) small element, operating in the rear area, is planning attacks on enemy bases. Information is needed to complete the plans.

STANDARD: The OPFOR element infiltrates, gathers intelligence information, and submits its findings to the command. 1. Identifies all priority intelligence requirements (PIR) and other intelligence requirements. 2. Passes through any outpost, defensive wire, or warning devices undetected. 3. Moves to an observation point that offers cover and concealment and is clear enough to gather PIR and other intelligence requirements. 4. Gathers all PIR and other intelligence requirements. 5. Withdraws from the area undetected. 6. Reports all information to the OPFOR headquarters (HQ).

TASK: Disrupt Movement (5-OPFOR-0014)

CONDITION: The enemy is expected to move through the opposing forces (OPFOR) element's area of operations. The OPFOR element has received an operation order (OPORD) or fragmentary order (FRAGO) to disrupt enemy movement. The enemy has the capability to defend with direct fire and antiarmor weapons.

STANDARD: The OPFOR element delays enemy movement. 1. Delays the element. 2. Forces the element to deviate from its route. 3. Prevents the element from reaching its destination. 4. Surprises the element's main body.

TASK: Disrupt a Net Control Station (NCS) (5-OPFOR-0019)

CONDITION: The enemy has established a NCS. The opposing forces (OPFOR) element has radio and jamming equipment.

STANDARD: The OPFOR element attempts to disrupt an NCS. 1. Attempts to locate the radio frequency that the unit is operating on. 2. Attempts to enter the radio net. 3. Attempts to issue "bogus" orders to a unit on the net. 4. Jams the radio frequency and forces the unit to go to an alternate frequency.

TASK: Conduct a Raid (5-OPFOR-0004)

CONDITION: The opposing forces (OPFOR) element has occupied an objective rally point and has orders to conduct a raid on a combat service support (CSS) base.

STANDARD: The OPFOR element infiltrates the enemy's base and destroys all of the targets. 1. Surprises the enemy forces. 2. Assaults the support base and accomplishes the assigned tasks. 3. Destroys the specified equipment and supplies. 4. Avoids being decisively engaged. 5. Withdraws all personnel from the objective areas within the time prescribed. 6. Obtains all priority intelligence requirements (PIR) from the raid site. 7. Sustains only light casualties from enemy fire.

TASK: Conduct an Attack (5-OPFOR-0008)

CONDITION: The enemy is conducting tactical operations. The opposing forces (OPFOR) element receives orders to attack the enemy, the area of occupation, or the main supply route (MSR) with smoke.

STANDARD: The OPFOR element disrupts the enemy's movement and smoke operations. 1. Determines the delivery method of the smoke attack. 2. Locates the target. 3. Delivers the smoke attack downwind. 4. Attacks the enemy with smoke, and surge attacks when the enemy responds to the smoke.

TASK: Disrupt Construction of Vehicle Fighting Positions (5-OPFOR-0020)

CONDITION: The opposing forces (OPFOR) element has located the enemy. The priority intelligence requirements (PIR) and other intelligence obtained by OPFOR patrols indicate the enemy is constructing vehicle fighting positions within its defensive area. The OPFOR element has automatic and antiarmor weapons and light mortars.

STANDARD: The OPFOR element attempts to disrupt the enemy's efforts to establish vehicle fighting positions. 1. Locates the defensive area. 2. Surprises the main body. 3. Penetrates the defensive area with squad-size probes. 4. Inflicts casualties on the unit. 5. Destroys vehicles. 6. Disrupts the unit's preparations (prevents or delays beyond the unit's allotted time).

TASK: Defeat Obstacles (5-OPFOR-0009)

CONDITION: The opposing forces (OPFOR) element encounters an obstacle that blocks the avenue of approach as it advances upon the enemy forces.

STANDARD: The OPFOR element bypasses or breaches the enemy obstacle. 1. Detects the obstacle before halting its main body. 2. Defeats the obstacle. a. Bypasses the obstacle without entering the engagement areas. b. Breaches the obstacle within 45 minutes and passes its entire force through the obstacle. 3. Does not incur degradation to the point that the mission must be discontinued.

TASK: Disrupt an Engineer Reconnaissance (5-OPFOR-0022)

CONDITION: The enemy is conducting an engineer reconnaissance. The opposing forces (OPFOR) element is positioned along the enemy's route.

STANDARD: The OPFOR element disrupts an engineer reconnaissance. 1. Prevents the unit from meeting its specified time schedule. 2. Forces the unit to deviate from its specified route. 3. Prevents the unit from accomplishing its assigned engineer reconnaissance. 4. Surprises the unit conducting the reconnaissance.

TASK: Conduct an Aerial Reconnaissance (5-OPFOR-0010)

CONDITION: The opposing forces (OPFOR) headquarters (HQ) element requires intelligence on the locations and identification of enemy elements. An aircraft is dispatched to take photographs and make a visual inspection of the enemy rear area.

STANDARD: The OPFOR element gathers photograph intelligence of the enemy. 1. Photographs the assigned sectors. 2. Makes quick visual checks where the ceiling is low. 3. Locates enemy positions in the area, particularly support and storage bases, and command and control (C2) facilities. 4. Sustains no loss of aircraft. 5. Reports priority intelligence requirements (PIR) and other information requirements to the OPFOR HQ.

TASK: Defend a Minefield (5-OPFOR-0023)

CONDITION: The enemy is conducting a minefield sweeping operation. The opposing forces (OPFOR) element has a minefield placed in the enemy's path. The minefield is under constant observation and fire.

STANDARD: The OPFOR element defends a minefield against an enemy element conducting a minefield sweeping operation. 1. Prevents the unit from detecting the obstacle. 2. Disrupts the minefield sweeping operation. 3. Prevents the unit from conducting the minefield sweeping operation, prevents the unit from moving all personnel through the breach or delays the completion of the minefield sweeping operation for more than 45 minutes.

TASK: Disrupt Defensive Preparations (5-OPFOR-0018)

CONDITION: The opposing forces (OPFOR) element has located the enemy. Priority intelligence requirements (PIR) and other intelligence requirements obtained by OPFOR patrols indicate that the enemy elements are establishing defensive positions. The OPFOR element has automatic and antiarmor weapons and light mortars.

STANDARD: The OPFOR element disrupts and delays the enemy's defensive preparations. 1. Locates and penetrates the enemy's security system. 2. Forces the enemy to delay defensive preparations. 3. Disrupts the enemy's obstacle preparations.

TASK: Disrupt Quartering Party Operations (5-OPFOR-0017)

CONDITION: The enemy is conducting quartering party operations. It has established an assembly area (AA) but has not moved in the main body.

STANDARD: The opposing forces (OPFOR) element attempts to disrupt quartering party operations and infiltrate the enemy's AA. 1. Locates the quartering party and the AA. 2. Surprises the main body. 3. Penetrates the AA with squad-size probes. 4. Inflicts personnel casualties and vehicle damage. 5. Disrupts the unit's preparations (prevents or delays beyond the unit's allotted time).

TASK: Disrupt Enemy Movement and Operations Using Tactical Nuclear Weapons (5-OPFOR-0016)

CONDITION: The opposing forces (OPFOR) element has located the enemy. Priority intelligence requirements (PIR) and other intelligence requirements have been obtained by OPFOR patrols. Tactical nuclear weapons are employed against key locations in the rear area.

STANDARD: The OPFOR element disrupts enemy movement and operations. 1. Disrupts or delays the movement of the enemy's equipment and supplies to the forward areas. 2. Destroys enemy equipment and supplies. 3. Inflicts a high rate of nuclear casualties among the enemy forces. 4. Denies the enemy the use of specified areas. 5. Contaminates the enemy's equipment and supplies.

TASK: Disrupt Enemy Movement and Operations Using Persistent and Nonpersistent Chemical Weapons (5-OPFOR-0015)

CONDITION: The opposing forces (OPFOR) element has located the enemy. Priority intelligence requirements (PIR) and other intelligence requirements have been obtained by OPFOR patrols. The OPFOR units deliver chemical agents, by means of conventional artillery weapons or aircraft, along selected supply routes and key bases in the rear area.

STANDARD: The OPFOR element disrupts enemy movement and operations using persistent and nonpersistent chemical weapons. 1. Delivers chemical agents in low and densely wooded areas. 2. Delays the movement of enemy supplies and equipment to the forward areas. 3. Restricts the movement of the enemy units in the rear area. 4. Channels the movement of enemy units into predesignated ambush areas. 5. Contaminates enemy supplies and equipment. 6. Inflicts a high rate of casualties on enemy forces.

TASK: Counter Passage of Lines (5-OPFOR-0012)

CONDITION: Enemy forces are in defensive positions, but they are expected to attempt passage-of-lines operations. The opposing forces (OPFOR) received orders to disrupt enemy passage-of-lines operations.

STANDARD: The OPFOR element delays or prevents enemy passage of lines. 1. Delays the passage. 2. Prevents the company from moving all personnel through the stationary unit. 3. Engages the main body of either the moving or the stationary unit.

TASK: Disrupt Assembly Area (AA) Activities (5-OPFOR-0013)

CONDITION: Intelligence reports indicate that platoon- and company-size enemy units are operating in the opposing forces (OPFOR) area of operations. Enemy units can defend from AAs with direct fire, antiarmor weapons, and indirect fire. The enemy has close air support (CAS) and nuclear, biological, and chemical (NBC) capabilities.

STANDARD: The OPFOR element locates and disrupts the enemy's AA activities. 1. Locates the element's AA. 2. Probes the AA with squad- or team-size elements. 3. Inflicts more than 5 percent casualties on the element. 4. Disrupts the element's preparations (prevents or delays beyond the element's allotted time).

TASK: Conduct Sniper Operations (5-OPFOR-0006)

CONDITION: The opposing forces (OPFOR) element has assigned snipers (regular or irregular elements) in the enemy's rear area along the main supply route (MSR) and near support sites.

STANDARD: The OPFOR element kills or wounds targets. 1. Sets up a well-concealed location. 2. Engages vehicle drivers or personnel on foot with short bursts of semiautomatic fire. 3. Kills or wounds selected targets. 4. Prevents the position from being discovered by enemy forces. 5. Evacuates the area without being spotted. 6. Reports all specified priority intelligence requirements (PIR) and other intelligence requirements to the OPFOR headquarters (HQ).

TASK: Conduct Air Attacks (5-OPFOR-0002)

CONDITION: The opposing forces (OPFOR) element in the rear area has forwarded the positions of the enemy support sites or the locations of moving elements. The OPFOR aircraft have been dispatched to attack enemy installations or convoys.

STANDARD: The OPFOR element attempts to delay, disrupt, or damage the enemy targets by air. 1. Locates the target (support sites or convoys). 2. Makes attack runs on the designated targets. 3. Inflicts heavy damage to the selected target. 4. Sustains no loss of aircraft. 5. Delays moving the force for more than one hour.

TASK: Surrender to the Capturing Unit on the Battlefield (5-OPFOR-0024)

CONDITION: The enemy has captured the opposing forces (OPFOR) element's soldiers, documents, and equipment sensitive to the OPFOR tactical operations.

STANDARD: The OPFOR soldiers retain or destroy documents and equipment. The OPFOR element surrenders documents and equipment of no tactical use to the enemy and attempts to conceal or destroy items of tactical value. The OPFOR element attempts escape and evasion. 1. Prevents the successful capture of documents and equipment. 2. Destroys documents and equipment. 3. Removes identifying markings from equipment. 4. Removes unit-identifying insignia. 5. Provides misleading information. 6. Plans an escape. 7. Delays movement to the nearest collection point. 8. Prevents safeguarding of enemy prisoners of war (EPWs) in order to cause embarrassment to the United States (US).

TASK: Attack (5-OPFOR-0001)

CONDITION: The opposing forces (OPFOR) element has located the enemy. The priority intelligence requirements (PIR) and other intelligence requirements have been obtained by OPFOR patrols. The OPFOR element has automatic and antiarmor weapons and light mortars.

STANDARD: The OPFOR element attempts to seize the terrain, vehicles, or equipment. 1. Develops an attack plan. 2. Surprises the enemy unit's main body. 3. Initiates the attack using a scheme of maneuver that exploits the enemy's flanks, gaps, and weaknesses. 4. Uses covered and concealed routes to approach the enemy forces' flanks, gaps, or weakly held areas. 5. Employs indirect fire to support the attack. 6. Penetrates enemy defenses. 7. Destroys equipment and supplies. 8. Inflicts heavy casualties. 9. Isolates the combat service support (CSS) base by blocking reinforcements. 10. Forces enemy units to displace. 11. Avoids being fixed in one position. 12. Withdraws before the CSS base is reinforced with tactical combat forces.

ELEMENTS: Two Float Bridge Platoon Headquarters
 Four Bridge Sections
 Two Bridge Support Sections

TASK: Operate River Crossing Sites (05-3-0609)
 (TC 5-210) (FM 3-34.2) (FM 90-13)

ITERATION: 1 2 3 4 5 M (Circle)

COMMANDER/LEADER ASSESSMENT: T P U (Circle)

CONDITIONS: The platoon is supporting a maneuver force during all phases of a deliberate river crossing operation. As part of the operation order (OPORD), the platoon has the task of operating various sites in order to cross the elements of the maneuver force. The crossing sites will be operated by the platoon. Some iterations of this task should be performed in MOPP4.

TASK STANDARDS: The platoon operates the crossing sites and crosses all elements of the maneuver force by the time specified in the OPORD. The time required to perform this task is increased when conducting it in mission-oriented protection posture (MOPP) 4.

TASK STEPS AND PERFORMANCE MEASURES	GO	NO-GO
<ul style="list-style-type: none"> * 1. The element leader reviews the mission. * 2. The element leader coordinates with other elements to ensure that the traffic flows according to the prearranged sequence and schedule. * 3. The element leader plans site operations. * 4. The element leader issues the operations order (OPORD) . 5. The element leader organizes the element for the mission. * 6. The element leader designates the sites to be operated as outlined in the OPORD. 7. The element operates the assault boat crossing sites when ordered. 8. The element and support element operate the crossing sites for amphibious vehicles when ordered. 9. The element and support element operate the sites for bridge or raft construction when ordered. 10. The element and support element operate the launch and retrieval sites for the ribbon bridge or raft construction when ordered. *11. The element leader ensures that the designated security team provides continuous security. *12. The element leader submits reports to higher headquarters (HQ) according to the unit's standing operating procedure (SOP). 		

TASK PERFORMANCE / EVALUATION SUMMARY BLOCK							
ITERATION	1	2	3	4	5	M	TOTAL
TOTAL TASK STEPS EVALUATED							
TOTAL TASK STEPS "GO"							
TRAINING STATUS "GO"/"NO-GO"							

"*" indicates a leader task step.

SUPPORTING INDIVIDUAL TASKS

Task Number	Task Title
052-198-2151	Operate an Engineer Regulating Point

SUPPORTING COLLECTIVE TASKS

Task Number	Task Title
05-2-1218	Conduct Report Procedures
05-2-7008	Prepare an Operation Order (OPORD) (Company/Platoon)

OPFOR TASKS AND STANDARDS

TASK: Disrupt a Route Reconnaissance (5-OPFOR-0021)

CONDITION: The enemy is conducting a route reconnaissance. The opposing forces (OPFOR) element is positioned along the enemy's route.

STANDARD: The OPFOR element attempts to disrupt a squad/section conducting a route reconnaissance. 1. Prevents the unit from meeting its specified time schedule. 2. Forces the unit to deviate from its specified route. 3. Prevents the unit from reaching its assigned destination. 4. Surprises the squad/section. 5. Inflicts casualties on the unit.

TASK: Maintain Contact (5-OPFOR-0003)

CONDITION: The opposing forces (OPFOR) element is engaged with enemy base defense forces. The enemy forces are withdrawing under pressure.

STANDARD: The OPFOR element maintains enemy contact while the enemy withdraws. 1. Engages the enemy forces decisively. 2. Advances the OPFOR as the enemy forces withdraw. 3. Inflicts heavy casualties. 4. Captures the members of the enemy force. 5. Captures documents and equipment. 6. Safeguards captured documents, equipment, and personnel.

TASK: Conduct Terrorist and Saboteur Attacks (5-OPFOR-0005)

CONDITION: The opposing forces (OPFOR) element dispatches small teams into the enemy's rear area to disrupt combat service support (CSS) operations.

STANDARD: The enemy sustains disrupted command and control (C2), destroyed equipment and supplies, and light casualties. 1. Locates rear support bases and C2 facilities. 2. Delays and disrupts CSS operations through probes. 3. Infiltrates CSS bases to conduct sabotage and terrorist activities. 4. Inflicts light casualties. 5. Destroys supplies and equipment.

TASK: Conduct an Ambush (5-OPFOR-0007)

CONDITION: The enemy is moving in a convoy. The opposing forces (OPFOR) element is positioned along the enemy's route.

STANDARD: The OPFOR element inflicts casualties on the enemy and causes vehicle and equipment damage. 1. Prepares an ambush site before the element arrives. 2. Surprises march element forces. 3. Inflicts heavy casualties within the designated kill zone. 4. Inflicts heavy damage to vehicles and equipment within the designated kill zone. 5. Delays the march element from reaching a specified destination for a specified period of time. 6. Withdraws on order. 7. Sustains no casualties. 8. Reports actions to superiors.

TASK: Gather Intelligence (5-OPFOR-0011)

CONDITION: The opposing forces (OPFOR) small element, operating in the rear area, is planning attacks on enemy bases. Information is needed to complete the plans.

STANDARD: The OPFOR element infiltrates, gathers intelligence information, and submits its findings to the command. 1. Identifies all priority intelligence requirements (PIR) and other intelligence requirements. 2. Passes through any outpost, defensive wire, or warning devices undetected. 3. Moves to an observation point that offers cover and concealment and is clear enough to gather PIR and other intelligence requirements. 4. Gathers all PIR and other intelligence requirements. 5. Withdraws from the area undetected. 6. Reports all information to the OPFOR headquarters (HQ).

TASK: Disrupt Movement (5-OPFOR-0014)

CONDITION: The enemy is expected to move through the opposing forces (OPFOR) element's area of operations. The OPFOR element has received an operation order (OPORD) or fragmentary order (FRAGO) to disrupt enemy movement. The enemy has the capability to defend with direct fire and antiarmor weapons.

STANDARD: The OPFOR element delays enemy movement. 1. Delays the element. 2. Forces the element to deviate from its route. 3. Prevents the element from reaching its destination. 4. Surprises the element's main body.

TASK: Disrupt a Net Control Station (NCS) (5-OPFOR-0019)

CONDITION: The enemy has established a NCS. The opposing forces (OPFOR) element has radio and jamming equipment.

STANDARD: The OPFOR element attempts to disrupt an NCS. 1. Attempts to locate the radio frequency that the unit is operating on. 2. Attempts to enter the radio net. 3. Attempts to issue "bogus" orders to a unit on the net. 4. Jams the radio frequency and forces the unit to go to an alternate frequency.

TASK: Conduct a Raid (5-OPFOR-0004)

CONDITION: The opposing forces (OPFOR) element has occupied an objective rally point and has orders to conduct a raid on a combat service support (CSS) base.

STANDARD: The OPFOR element infiltrates the enemy's base and destroys all of the targets. 1. Surprises the enemy forces. 2. Assaults the support base and accomplishes the assigned tasks. 3. Destroys the specified equipment and supplies. 4. Avoids being decisively engaged. 5. Withdraws all personnel from the objective areas within the time prescribed. 6. Obtains all priority intelligence requirements (PIR) from the raid site. 7. Sustains only light casualties from enemy fire.

TASK: Conduct an Attack (5-OPFOR-0008)

CONDITION: The enemy is conducting tactical operations. The opposing forces (OPFOR) element receives orders to attack the enemy, the area of occupation, or the main supply route (MSR) with smoke.

STANDARD: The OPFOR element disrupts the enemy's movement and smoke operations. 1. Determines the delivery method of the smoke attack. 2. Locates the target. 3. Delivers the smoke attack downwind. 4. Attacks the enemy with smoke, and surge attacks when the enemy responds to the smoke.

TASK: Disrupt Construction of Vehicle Fighting Positions (5-OPFOR-0020)

CONDITION: The opposing forces (OPFOR) element has located the enemy. The priority intelligence requirements (PIR) and other intelligence obtained by OPFOR patrols indicate the enemy is constructing vehicle fighting positions within its defensive area. The OPFOR element has automatic and antiarmor weapons and light mortars.

STANDARD: The OPFOR element attempts to disrupt the enemy's efforts to establish vehicle fighting positions. 1. Locates the defensive area. 2. Surprises the main body. 3. Penetrates the defensive area with squad-size probes. 4. Inflicts casualties on the unit. 5. Destroys vehicles. 6. Disrupts the unit's preparations (prevents or delays beyond the unit's allotted time).

TASK: Defeat Obstacles (5-OPFOR-0009)

CONDITION: The opposing forces (OPFOR) element encounters an obstacle that blocks the avenue of approach as it advances upon the enemy forces.

STANDARD: The OPFOR element bypasses or breaches the enemy obstacle. 1. Detects the obstacle before halting its main body. 2. Defeats the obstacle. a. Bypasses the obstacle without entering the engagement areas. b. Breaches the obstacle within 45 minutes and passes its entire force through the obstacle. 3. Does not incur degradation to the point that the mission must be discontinued.

TASK: Disrupt an Engineer Reconnaissance (5-OPFOR-0022)

CONDITION: The enemy is conducting an engineer reconnaissance. The opposing forces (OPFOR) element is positioned along the enemy's route.

STANDARD: The OPFOR element disrupts an engineer reconnaissance. 1. Prevents the unit from meeting its specified time schedule. 2. Forces the unit to deviate from its specified route. 3. Prevents the unit from accomplishing its assigned engineer reconnaissance. 4. Surprises the unit conducting the reconnaissance.

TASK: Conduct an Aerial Reconnaissance (5-OPFOR-0010)

CONDITION: The opposing forces (OPFOR) headquarters (HQ) element requires intelligence on the locations and identification of enemy elements. An aircraft is dispatched to take photographs and make a visual inspection of the enemy rear area.

STANDARD: The OPFOR element gathers photograph intelligence of the enemy. 1. Photographs the assigned sectors. 2. Makes quick visual checks where the ceiling is low. 3. Locates enemy positions in the area, particularly support and storage bases, and command and control (C2) facilities. 4. Sustains no loss of aircraft. 5. Reports priority intelligence requirements (PIR) and other information requirements to the OPFOR HQ.

TASK: Defend a Minefield (5-OPFOR-0023)

CONDITION: The enemy is conducting a minefield sweeping operation. The opposing forces (OPFOR) element has a minefield placed in the enemy's path. The minefield is under constant observation and fire.

STANDARD: The OPFOR element defends a minefield against an enemy element conducting a minefield sweeping operation. 1. Prevents the unit from detecting the obstacle. 2. Disrupts the minefield sweeping operation. 3. Prevents the unit from conducting the minefield sweeping operation, prevents the unit from moving all personnel through the breach or delays the completion of the minefield sweeping operation for more than 45 minutes.

TASK: Disrupt Defensive Preparations (5-OPFOR-0018)

CONDITION: The opposing forces (OPFOR) element has located the enemy. Priority intelligence requirements (PIR) and other intelligence requirements obtained by OPFOR patrols indicate that the enemy elements are establishing defensive positions. The OPFOR element has automatic and antiarmor weapons and light mortars.

STANDARD: The OPFOR element disrupts and delays the enemy's defensive preparations. 1. Locates and penetrates the enemy's security system. 2. Forces the enemy to delay defensive preparations. 3. Disrupts the enemy's obstacle preparations.

TASK: Disrupt Quarters Party Operations (5-OPFOR-0017)

CONDITION: The enemy is conducting quarters party operations. It has established an assembly area (AA) but has not moved in the main body.

STANDARD: The opposing forces (OPFOR) element attempts to disrupt quarters party operations and infiltrate the enemy's AA. 1. Locates the quarters party and the AA. 2. Surprises the main body. 3. Penetrates the AA with squad-size probes. 4. Inflicts personnel casualties and vehicle damage. 5. Disrupts the unit's preparations (prevents or delays beyond the unit's allotted time).

TASK: Disrupt Enemy Movement and Operations Using Tactical Nuclear Weapons (5-OPFOR-0016)

CONDITION: The opposing forces (OPFOR) element has located the enemy. Priority intelligence requirements (PIR) and other intelligence requirements have been obtained by OPFOR patrols. Tactical nuclear weapons are employed against key locations in the rear area.

STANDARD: The OPFOR element disrupts enemy movement and operations. 1. Disrupts or delays the movement of the enemy's equipment and supplies to the forward areas. 2. Destroys enemy equipment and supplies. 3. Inflicts a high rate of nuclear casualties among the enemy forces. 4. Denies the enemy the use of specified areas. 5. Contaminates the enemy's equipment and supplies.

TASK: Disrupt Enemy Movement and Operations Using Persistent and Nonpersistent Chemical Weapons (5-OPFOR-0015)

CONDITION: The opposing forces (OPFOR) element has located the enemy. Priority intelligence requirements (PIR) and other intelligence requirements have been obtained by OPFOR patrols. The OPFOR units deliver chemical agents, by means of conventional artillery weapons or aircraft, along selected supply routes and key bases in the rear area.

STANDARD: The OPFOR element disrupts enemy movement and operations using persistent and nonpersistent chemical weapons. 1. Delivers chemical agents in low and densely wooded areas. 2. Delays the movement of enemy supplies and equipment to the forward areas. 3. Restricts the movement of the enemy units in the rear area. 4. Channels the movement of enemy units into predesignated ambush areas. 5. Contaminates enemy supplies and equipment. 6. Inflicts a high rate of casualties on enemy forces.

TASK: Counter Passage of Lines (5-OPFOR-0012)

CONDITION: Enemy forces are in defensive positions, but they are expected to attempt passage-of-lines operations. The opposing forces (OPFOR) received orders to disrupt enemy passage-of-lines operations.

STANDARD: The OPFOR element delays or prevents enemy passage of lines. 1. Delays the passage. 2. Prevents the company from moving all personnel through the stationary unit. 3. Engages the main body of either the moving or the stationary unit.

TASK: Disrupt Assembly Area (AA) Activities (5-OPFOR-0013)

CONDITION: Intelligence reports indicate that platoon- and company-size enemy units are operating in the opposing forces (OPFOR) area of operations. Enemy units can defend from AAs with direct fire, antiarmor weapons, and indirect fire. The enemy has close air support (CAS) and nuclear, biological, and chemical (NBC) capabilities.

STANDARD: The OPFOR element locates and disrupts the enemy's AA activities. 1. Locates the element's AA. 2. Probes the AA with squad- or team-size elements. 3. Inflicts more than 5 percent casualties on the element. 4. Disrupts the element's preparations (prevents or delays beyond the element's allotted time).

TASK: Conduct Sniper Operations (5-OPFOR-0006)

CONDITION: The opposing forces (OPFOR) element has assigned snipers (regular or irregular elements) in the enemy's rear area along the main supply route (MSR) and near support sites.

STANDARD: The OPFOR element kills or wounds targets. 1. Sets up a well-concealed location. 2. Engages vehicle drivers or personnel on foot with short bursts of semiautomatic fire. 3. Kills or wounds selected targets. 4. Prevents the position from being discovered by enemy forces. 5. Evacuates the area without being spotted. 6. Reports all specified priority intelligence requirements (PIR) and other intelligence requirements to the OPFOR headquarters (HQ).

TASK: Conduct Air Attacks (5-OPFOR-0002)

CONDITION: The opposing forces (OPFOR) element in the rear area has forwarded the positions of the enemy support sites or the locations of moving elements. The OPFOR aircraft have been dispatched to attack enemy installations or convoys.

STANDARD: The OPFOR element attempts to delay, disrupt, or damage the enemy targets by air. 1. Locates the target (support sites or convoys). 2. Makes attack runs on the designated targets. 3. Inflicts heavy damage to the selected target. 4. Sustains no loss of aircraft. 5. Delays moving the force for more than one hour.

TASK: Surrender to the Capturing Unit on the Battlefield (5-OPFOR-0024)

CONDITION: The enemy has captured the opposing forces (OPFOR) element's soldiers, documents, and equipment sensitive to the OPFOR tactical operations.

STANDARD: The OPFOR soldiers retain or destroy documents and equipment. The OPFOR element surrenders documents and equipment of no tactical use to the enemy and attempts to conceal or destroy items of tactical value. The OPFOR element attempts escape and evasion. 1. Prevents the successful capture of documents and equipment. 2. Destroys documents and equipment. 3. Removes identifying markings from equipment. 4. Removes unit-identifying insignia. 5. Provides misleading information. 6. Plans an escape. 7. Delays movement to the nearest collection point. 8. Prevents safeguarding of enemy prisoners of war (EPWs) in order to cause embarrassment to the United States (US).

TASK: Attack (5-OPFOR-0001)

CONDITION: The opposing forces (OPFOR) element has located the enemy. The priority intelligence requirements (PIR) and other intelligence requirements have been obtained by OPFOR patrols. The OPFOR element has automatic and antiarmor weapons and light mortars.

STANDARD: The OPFOR element attempts to seize the terrain, vehicles, or equipment. 1. Develops an attack plan. 2. Surprises the enemy unit's main body. 3. Initiates the attack using a scheme of maneuver that exploits the enemy's flanks, gaps, and weaknesses. 4. Uses covered and concealed routes to approach the enemy forces' flanks, gaps, or weakly held areas. 5. Employs indirect fire to support the attack. 6. Penetrates enemy defenses. 7. Destroys equipment and supplies. 8. Inflicts heavy casualties. 9. Isolates the combat service support (CSS) base by blocking reinforcements. 10. Forces enemy units to displace. 11. Avoids being fixed in one position. 12. Withdraws before the CSS base is reinforced with tactical combat forces.

ELEMENTS: Two Float Bridge Platoon Headquarters
 Four Bridge Sections
 Two Bridge Support Sections
 Two Site Support Sections
 Augment

TASK: Construct a Link-Reinforced Medium Girder Bridge (MGB) (05-3-0617)
 (TM 5-5420-212-10-1) (FM 5-212) (TM 5-5420-212-10-2)
 (TM 5-5420-212-23)

ITERATION: 1 2 3 4 5 M (Circle)
COMMANDER/LEADER ASSESSMENT: T P U (Circle)

CONDITIONS: The platoon receives an operation order (OPORD) to construct an MGB capable of passing military load classification (MLC) 70 wheeled and tracked vehicles. The construction site has been prepared. All pallets required for the construction of the bridge have been downloaded and unstrapped from the vehicles. Site security and internal communications have been established. All required equipment is available. Some iterations of this task should be performed in MOPP4.

TASK STANDARDS: The platoon constructs a 2E + 13 bay (the shortest length covered by the technical manual [TM]) double-story, link-reinforced bridge capable of passing MLC 70 wheeled and tracked vehicles within 2 hours and 30 minutes (each additional bay increases the time by about 4 minutes). The time required to perform this task is increased when conducting it in mission-oriented protection posture (MOPP) 4.

NOTE: The task steps and performance measures below are sequenced for the 2E + 13 bay. If a longer bridge is constructed, the sequence will have to be altered. See the Building and Boom tables found in TM 5-5420- 212-10-1).

TASK STEPS AND PERFORMANCE MEASURES	GO	NO-GO
<ul style="list-style-type: none"> * 1. The element leader ensures that all required tools and equipment are on the site before bridge construction begins. * 2. The element leader issues the OPORD. <ul style="list-style-type: none"> a. Demanded adherence to safety procedures according to the unit's standing operating procedure (SOP) and TMs 5-5420-212-10-1, 5-5420-212-10-2, and 5-5420-212-12-23. b. Ensured that all personnel were wearing work gloves. c. Ensured that personnel ground guided all vehicles onto the work site. * 3. The element leader briefs section leaders on the construction and task procedures and sequence. <ul style="list-style-type: none"> a. Organized the platoon into one center crew, two side (left and right) crews, and one reinforcement (link) crew. b. Assigned a crew leader in each crew. c. Explained the following duties to each crew: <ul style="list-style-type: none"> (1) The link crew will assist the center crew during assembly of the launching-nose heavy (LNH) section. (2) The left and right side crews will assist the link crew (as needed) during attachment of the post-tensioning assembly (PT). (3) All crews ensured that all pins and retainer clips were put into the bridge as outlined in the TMs. d. Explained the commands and signals (verbal, hand, and light) to be used during construction. 		

TASK STEPS AND PERFORMANCE MEASURES	GO	NO-GO
<p>e. Designated a safety noncommissioned officer (NCO). f. Directed crew leaders to start construction.</p> <p>4. All crews begin construction simultaneously.</p> <p>a. The left and right side crews assembled, positioned, and adjusted the front roller beam (FRB) and the rear roller beam (RRB), temporary building pedestals (TBPs), and packing.</p> <ol style="list-style-type: none"> (1) Offloaded components from pallets. (2) Moved components to the construction area. (3) Assembled and positioned the FRB and the RRB. (4) Installed jacks in the roller beams. (5) Positioned TBPs. (6) Positioned the end taper panels (ETPs) on the FRB and TBPs. <p>b. The center crew placed and connected the bankseat beam (BSB).</p> <p>NOTE: See Subtasks 4a(1) and 4a(2).</p> <ol style="list-style-type: none"> (1) Positioned the BSB on ETPs using guide pins. (2) Pinned and secured the BSB to ETPs with panel pins and retainer clips. <p>c. The link crew prepared link components.</p> <p>NOTE: See Subtasks 4a(1) and 4a(2).</p> <ol style="list-style-type: none"> (1) Assembled and positioned the capsill roller beam (CRB). (2) Installed jacks in the CRB. (3) Positioned link components onsite. <p>d. The center crew prepared to construct the launching nose.</p> <p>NOTE: See Subtasks 4a(1) and 4a(2).</p> <p>* 5. The element leader monitors the progress throughout the construction, ensuring that all pins and retainer pins are installed.</p> <p>a. Ensured that the FRB, RRB, and CRB were positioned correctly.</p> <ol style="list-style-type: none"> (1) Checked the level of the roller beams. (2) Checked the distance between the roller beams. <p>b. Ensured that the end of the bridge was positioned correctly on the FRB and TBPs.</p> <p>6. The left and right side crews assemble the end of the bridge.</p> <p>NOTE: All panels are connected and secured to each other with panel pins and retainer clips, except where specified.</p> <ol style="list-style-type: none"> a. Connected the top panels to the BSB. b. Connected the top panels together. c. Connected the junction panels (JPs) to the top panels and the ETPs. d. Connected the first bay top panels to JPs with headless panel pins and retainer clips. e. Connected the first bay bottom panels to the top panels and JPs, using a headless panel pin at the top and a panel pin at the bottom. f. Slid and positioned the RRB under the first bay. g. Adjusted the jack's height and level while lowering the first bay onto the RRB. h. Removed the TBP. <p>NOTE: Subtasks 7, 8, and 9 are done simultaneously.</p> <p>7. The center crew starts installing the launching nose.</p> <ol style="list-style-type: none"> a. Connected and secured the launching-nose roller (LNR) to the BSB with a nose pin and retainer clip. b. Connected the launching-nose cross girder (LNCG) posts to JPs. c. Connected the LNCG to the posts. 		

TASK STEPS AND PERFORMANCE MEASURES	GO	NO-GO
<p>d. Adjusted the LNCG height for the easiest launching-nose section installation.</p> <p>e. Connected the light nose sections to each other with a nose pin and retainer clip.</p> <p>f. Positioned the light nose in the LNCG and LNR.</p> <p>g. Connected the first LNH section to the light nose.</p> <p>h. Boomed the nose toward the gap.</p> <p>NOTE: The launching nose is boomed forward and secured after each section is connected.</p> <p>i. Positioned and secured (with tie-down straps) the first land roller pedestal (LRP) on top of the first LNH.</p> <p>j. Connected the second LNH to the launching nose.</p> <p>k. Installed and secured sway braces in the end of the bridge with bracing pins and retainer clips.</p> <p>8. The left and right side crews continue bridge bay construction until the third bay is completed.</p> <p>a. Connected and secured top panels together.</p> <p>b. Connected and secured bottom panels together.</p> <p>9. The center crew continues to construct the launching nose until the fifth nose section is connected and boomed.</p> <p>10. The left and right side crews construct bays 4 and 5.</p> <p>NOTE: See Subtasks 8a and 8b.</p> <p>11. The center crew continues to construct the launching nose until the seventh nose section is connected and boomed forward.</p> <p>a. Secured the sixth nose section to the LNR (through the anchorage tube) with a panel pin and retainer clip.</p> <p>b. Installed sway braces in bays 1 through 5.</p> <p>12. The left and right side crews construct bay 6.</p> <p>NOTE: See Subtasks 8a and 8b.</p> <p>*13. The element leader directs preparation for the booming of the bridge.</p> <p>a. Directed the center crew to connect the launch vehicle to the bridge.</p> <p>b. Directed the side crews to operate the roller locks.</p> <p>c. Directed the boom to 3p0, ensuring that the crew--</p> <p>(1) Maintained control of the launch vehicle.</p> <p>(2) Directed locking of rollers upon the boom's completion.</p> <p>(3) Directed the vehicle's disconnection from the bridge.</p> <p>14. The left and right side crews construct bays 7 through 9, ensuring that they place one deck unit in the second recess of bays 1 and 7.</p> <p>NOTE: See Subtasks 8a and 8b.</p> <p>15. The center crew installs sway braces in bays 6 through 9.</p> <p>*16. The element leader directs preparation for and booming of the bridge, substituting 4p7 for 3p0.</p> <p>NOTE: See Subtasks 13a through 13c.</p> <p>17. The left and right side crews construct bays 10 through 12, ensuring that they place one deck unit in the second recess of bay 12.</p> <p>NOTE: See Subtasks 8a and 8b.</p> <p>18. The center crew installs sway braces in bays 10 through 12.</p>		

TASK STEPS AND PERFORMANCE MEASURES	GO	NO-GO
<p>*19. The element leader directs the boom to 10p0, substituting 10p0 for 4p7. NOTE: See Subtasks 13a through 13c.</p> <ul style="list-style-type: none"> a. Directed the launch vehicle operator to-- <ul style="list-style-type: none"> (1) Stop the launch vehicle when the far bank end of the bridge approaches the CRB. (2) Hold the bridge in place with the launch vehicle. b. Directed the link element during the boom to ensure that the CRB was-- <ul style="list-style-type: none"> (1) Adjusted to receive the bridge. (2) Positioned squarely under the end of the bridge. (3) Raised to its maximum height and leveled. c. Directed the left and right side crews to ensure that the-- <ul style="list-style-type: none"> (1) FRB was lowered. (2) RRB was raised/lowered to a height that eased further construction of the bridge. <p>*20. The element leader directs the link crew to start connecting reinforcement components.</p> <p>21. The link element attaches the long link of the anchor assembly AA(L).</p> <ul style="list-style-type: none"> a. Positions the AA(L) on the lumber packing between the CRB cross girder and the capsill with the junction block facing away from the gap. b. Swung the fork end anchors out. c. Lifted the AA(L) until the end anchors were fitted over the ends of the panel pins at 1p0. d. Secured the end anchors in place with bracing pins and retainer clips. <p>*22. The element leader directs continuation of the boom to 11p0. NOTE: See Subtasks 13b through 13c.</p> <p>23. The link element attaches the short link of anchor assembly AA(S), substituting 2p0 for 1p0 and AA(S) for AA(L). NOTE: See Subtasks 21b through 21d.</p> <p>24. The side crews construct bay 13. NOTE: See Subtasks 8a and 8b.</p> <p>25. The link crew begins attaching reinforcing links.</p> <ul style="list-style-type: none"> a. Placed lumber packing across the CRB cross girder. b. Placed one long link on the packing. c. Aligned the reinforcing link with the junction block of the anchorage assembly. d. Inserted a nose pin through the pin lugs of the link and the junction block and secured it with a retainer clip. <p>*26. The element leader directs crews to construct the end of the bridge.</p> <p>27. The side and center crews construct the end of the bridge.</p> <ul style="list-style-type: none"> a. Side crews-- <ul style="list-style-type: none"> (1) Connected JPs to bay 13. (2) Connected ETPs to JPs. (3) Connected top panels to JPs. (4) Connected top panels together. b. Center and side crews-- <ul style="list-style-type: none"> (1) Connected the BSB to top panels. (2) Connected ETPs to the BSB. (3) Installed sway braces in the end of the bridge. 		

TASK STEPS AND PERFORMANCE MEASURES	GO	NO-GO
<p>*28. The element leader directs the preparations for and the launch of the bridge to 6p0. NOTE: The launch vehicle will not be disconnected from the bridge until the far bank end of the bridge sets on the far bank.</p> <ul style="list-style-type: none"> a. The center crew-- <ul style="list-style-type: none"> (1) Aligned the launch vehicle with the bridge. (2) Connected the vehicle to the bridge with the push bar. b. The left and right side and link crews-- <ul style="list-style-type: none"> (1) Adjusted the RRB to the design launch height. (2) Operated the roller locks. c. Directed unlocking of roller locks. d. Directed the vehicle operator in launching the bridge using prearranged hand/light signals. e. Stopped the launch at predetermined panel points (per TM 5-5420-212-10-23) to connect the link components and remove nose sections. f. Monitored the entire bridge launch until 6p0 was over the CRB. <p>29. The center crew sets up the LRP.</p> <ul style="list-style-type: none"> a. Walked across the bridge and launching nose to the far bank. b. Removed the LRP from the launching nose. c. Raised the launching nose. d. Positioned the LRP under the launching nose with the front edge of the LRP base against the angle of repose (AR) peg. e. Maintained downward pressure of the launching nose on the LRP. <p>30. The link crew attaches reinforcing components during pauses in the launch.</p> <ul style="list-style-type: none"> a. Connected the PT to the bottom panel pins of bay 5. b. Connected the reinforcing link to the link-connecting block of the PT. c. Connected the first link of the link chain to the link-connecting block of the PT. d. Fit the footwalk bearers, footwalks, posts, and guard ropes to the PT. e. Attached the light tackles (LTs) to the bridge and the reinforcing links. f. Attached the antiflutter (AF) tackles to the bridge and reinforcing links at the midpoint of the bridge. g. Continued attaching LTs. h. Connected the PT under bay 9. <p>31. The center crew removes the launching-nose sections once the connection of two sections is at least 3.6 meters beyond the center of the LRP.</p> <p>32. The left and right crews remove and disassemble the roller beams.</p> <p>33. The link crew connects the AA to the reinforcing link and the last bay of the bridge.</p> <p>*34. The element leader directs continuation of the launch until LPRs are repositioned.</p> <ul style="list-style-type: none"> a. Directed launching until either-- <ul style="list-style-type: none"> (1) The far bank BSB was within 1.8 meters of the AR peg. OR (2) The near bank BSB was within 0.2 meters of the center of the CRB. b. Stopped the launch when either 34a(1) or 34a(2) was achieved. <p>35. The center crew repositions the LRPs.</p> <ul style="list-style-type: none"> a. Removed the second LRP from the launching nose. b. Positioned the second LRP (front edge of base) 3.7 meters from AR peg. 		

TASK STEPS AND PERFORMANCE MEASURES	GO	NO-GO
<p>c. Raised the LRP using the jack until the load of the nose was taken on the LRP.</p> <p>d. Lowered and removed the first LRP.</p> <p>*36. The element leader directs continuation of the launch, if 34a(2) was not achieved.</p> <p>a. Continued the launch until the near bank BSB was within 0.2 meters of the center of the CRB.</p> <p>b. Directed the jack roller beam (JRB) installation 0.2 meters from the AR peg.</p> <p>c. Lowered the CRB until the end of bridge was on the JRB.</p> <p>d. Removed and disassembled the CRB.</p> <p>e. Continued to launch until the design or the minimum bearing was achieved under the ends of the bridge.</p> <p>f. Lowered the far bank end of the bridge to the ground.</p> <p>g. Disconnected the launch vehicle from the bridge.</p> <p>h. Repositioned and raised the LRP.</p> <p>i. Removed the remaining launching nose, cross girder, posts, and LRP.</p> <p>j. Directed the center crew to return to the near bank.</p> <p>37. The center and link crews put the near bank end of the bridge on the ground.</p> <p>38. The link and center crews lower the link chain.</p> <p>39. The left and right side crews begin ramping the near bank end of the bridge.</p> <p>40. All crews combine to place deck, curbs, far bank ramps, and guide markers (if needed).</p> <p>*41. The element leader inspects the bridge to ensure that--</p> <p>a. All tensioning posts are raised to the vertical position and the nose pins are inserted.</p> <p>b. All tension is released on the cable pullers.</p> <p>*42. The element leader reports that the bridge is completed and prepared to cross traffic.</p> <p>NOTE: See T&EO 05-2-1218.</p>		

TASK PERFORMANCE / EVALUATION SUMMARY BLOCK							
ITERATION	1	2	3	4	5	M	TOTAL
TOTAL TASK STEPS EVALUATED							
TOTAL TASK STEPS "GO"							
TRAINING STATUS "GO"/"NO-GO"							

"*" indicates a leader task step.

SUPPORTING INDIVIDUAL TASKS

Task Number	Task Title
052-197-1131	Identify Medium-Girder-Bridge Components
052-197-2021	Direct Maintenance of Fixed Bridges
052-197-3023	Organize Duties of a Medium-Girder Bridge (MGB) Assembly Crew
052-197-3071	Direct Site Layout for Medium Girder Bridge

SUPPORTING INDIVIDUAL TASKS

Task Number	Task Title
052-197-3072	Direct Assembly of Medium-Girder Bridge
052-197-3085	Supervise Fixed-Bridge Maintenance
052-197-3087	Direct Installation of Fixed-Bridge Anchorage
052-197-4045	Determine Medium-Girder-Bridge Logistical Requirements
052-197-4051	Inspect Fixed-Bridge Maintenance
052-198-1331	Perform Operator Preventive Maintenance Checks and Services on Bridging Equipment
052-198-2162	Direct Preventive Maintenance Checks and Services of Bridging Equipment
052-198-3105	Supervise Preventive Maintenance Checks and Services (PMCS) of Bridging Equipment

SUPPORTING COLLECTIVE TASKS

Task Number	Task Title
05-2-1218	Conduct Report Procedures

OPFOR TASKS AND STANDARDS

TASK: Maintain Contact (5-OPFOR-0003)

CONDITION: The opposing forces (OPFOR) element is engaged with enemy base defense forces. The enemy forces are withdrawing under pressure.

STANDARD: The OPFOR element maintains enemy contact while the enemy withdraws. 1. Engages the enemy forces decisively. 2. Advances the OPFOR as the enemy forces withdraw. 3. Inflicts heavy casualties. 4. Captures the members of the enemy force. 5. Captures documents and equipment. 6. Safeguards captured documents, equipment, and personnel.

TASK: Conduct an Ambush (5-OPFOR-0007)

CONDITION: The enemy is moving in a convoy. The opposing forces (OPFOR) element is positioned along the enemy's route.

STANDARD: The OPFOR element inflicts casualties on the enemy and causes vehicle and equipment damage. 1. Prepares an ambush site before the element arrives. 2. Surprises march element forces. 3. Inflicts heavy casualties within the designated kill zone. 4. Inflicts heavy damage to vehicles and equipment within the designated kill zone. 5. Delays the march element from reaching a specified destination for a specified period of time. 6. Withdraws on order. 7. Sustains no casualties. 8. Reports actions to superiors.

TASK: Disrupt a Route Reconnaissance (5-OPFOR-0021)

CONDITION: The enemy is conducting a route reconnaissance. The opposing forces (OPFOR) element is positioned along the enemy's route.

STANDARD: The OPFOR element attempts to disrupt a squad/section conducting a route reconnaissance. 1. Prevents the unit from meeting its specified time schedule. 2. Forces the unit to deviate from its specified route. 3. Prevents the unit from reaching its assigned destination. 4. Surprises the squad/section. 5. Inflicts casualties on the unit.

TASK: Conduct a Raid (5-OPFOR-0004)

CONDITION: The opposing forces (OPFOR) element has occupied an objective rally point and has orders to conduct a raid on a combat service support (CSS) base.

STANDARD: The OPFOR element infiltrates the enemy's base and destroys all of the targets. 1. Surprises the enemy forces. 2. Assaults the support base and accomplishes the assigned tasks. 3. Destroys the specified equipment and supplies. 4. Avoids being decisively engaged. 5. Withdraws all personnel from the objective areas within the time prescribed. 6. Obtains all priority intelligence requirements (PIR) from the raid site. 7. Sustains only light casualties from enemy fire.

TASK: Conduct an Attack (5-OPFOR-0008)

CONDITION: The enemy is conducting tactical operations. The opposing forces (OPFOR) element receives orders to attack the enemy, the area of occupation, or the main supply route (MSR) with smoke.

STANDARD: The OPFOR element disrupts the enemy's movement and smoke operations. 1. Determines the delivery method of the smoke attack. 2. Locates the target. 3. Delivers the smoke attack downwind. 4. Attacks the enemy with smoke, and surge attacks when the enemy responds to the smoke.

TASK: Disrupt a Net Control Station (NCS) (5-OPFOR-0019)

CONDITION: The enemy has established a NCS. The opposing forces (OPFOR) element has radio and jamming equipment.

STANDARD: The OPFOR element attempts to disrupt an NCS. 1. Attempts to locate the radio frequency that the unit is operating on. 2. Attempts to enter the radio net. 3. Attempts to issue "bogus" orders to a unit on the net. 4. Jams the radio frequency and forces the unit to go to an alternate frequency.

TASK: Disrupt Construction of Vehicle Fighting Positions (5-OPFOR-0020)

CONDITION: The opposing forces (OPFOR) element has located the enemy. The priority intelligence requirements (PIR) and other intelligence obtained by OPFOR patrols indicate the enemy is constructing vehicle fighting positions within its defensive area. The OPFOR element has automatic and antiarmor weapons and light mortars.

STANDARD: The OPFOR element attempts to disrupt the enemy's efforts to establish vehicle fighting positions. 1. Locates the defensive area. 2. Surprises the main body. 3. Penetrates the defensive area with squad-size probes. 4. Inflicts casualties on the unit. 5. Destroys vehicles. 6. Disrupts the unit's preparations (prevents or delays beyond the unit's allotted time).

TASK: Defeat Obstacles (5-OPFOR-0009)

CONDITION: The opposing forces (OPFOR) element encounters an obstacle that blocks the avenue of approach as it advances upon the enemy forces.

STANDARD: The OPFOR element bypasses or breaches the enemy obstacle. 1. Detects the obstacle before halting its main body. 2. Defeats the obstacle. a. Bypasses the obstacle without entering the engagement areas. b. Breaches the obstacle within 45 minutes and passes its entire force through the obstacle. 3. Does not incur degradation to the point that the mission must be discontinued.

TASK: Disrupt an Engineer Reconnaissance (5-OPFOR-0022)

CONDITION: The enemy is conducting an engineer reconnaissance. The opposing forces (OPFOR) element is positioned along the enemy's route.

STANDARD: The OPFOR element disrupts an engineer reconnaissance. 1. Prevents the unit from meeting its specified time schedule. 2. Forces the unit to deviate from its specified route. 3. Prevents the unit from accomplishing its assigned engineer reconnaissance. 4. Surprises the unit conducting the reconnaissance.

TASK: Conduct an Aerial Reconnaissance (5-OPFOR-0010)

CONDITION: The opposing forces (OPFOR) headquarters (HQ) element requires intelligence on the locations and identification of enemy elements. An aircraft is dispatched to take photographs and make a visual inspection of the enemy rear area.

STANDARD: The OPFOR element gathers photograph intelligence of the enemy. 1. Photographs the assigned sectors. 2. Makes quick visual checks where the ceiling is low. 3. Locates enemy positions in the area, particularly support and storage bases, and command and control (C2) facilities. 4. Sustains no loss of aircraft. 5. Reports priority intelligence requirements (PIR) and other information requirements to the OPFOR HQ.

TASK: Conduct Terrorist and Saboteur Attacks (5-OPFOR-0005)

CONDITION: The opposing forces (OPFOR) element dispatches small teams into the enemy's rear area to disrupt combat service support (CSS) operations.

STANDARD: The enemy sustains disrupted command and control (C2), destroyed equipment and supplies, and light casualties. 1. Locates rear support bases and C2 facilities. 2. Delays and disrupts CSS operations through probes. 3. Infiltrates CSS bases to conduct sabotage and terrorist activities. 4. Inflicts light casualties. 5. Destroys supplies and equipment.

TASK: Defend a Minefield (5-OPFOR-0023)

CONDITION: The enemy is conducting a minefield sweeping operation. The opposing forces (OPFOR) element has a minefield placed in the enemy's path. The minefield is under constant observation and fire.

STANDARD: The OPFOR element defends a minefield against an enemy element conducting a minefield sweeping operation. 1. Prevents the unit from detecting the obstacle. 2. Disrupts the minefield sweeping operation. 3. Prevents the unit from conducting the minefield sweeping operation, prevents the unit from moving all personnel through the breach or delays the completion of the minefield sweeping operation for more than 45 minutes.

TASK: Disrupt Defensive Preparations (5-OPFOR-0018)

CONDITION: The opposing forces (OPFOR) element has located the enemy. Priority intelligence requirements (PIR) and other intelligence requirements obtained by OPFOR patrols indicate that the enemy elements are establishing defensive positions. The OPFOR element has automatic and antiarmor weapons and light mortars.

STANDARD: The OPFOR element disrupts and delays the enemy's defensive preparations. 1. Locates and penetrates the enemy's security system. 2. Forces the enemy to delay defensive preparations. 3. Disrupts the enemy's obstacle preparations.

TASK: Disrupt Quartering Party Operations (5-OPFOR-0017)

CONDITION: The enemy is conducting quartering party operations. It has established an assembly area (AA) but has not moved in the main body.

STANDARD: The opposing forces (OPFOR) element attempts to disrupt quartering party operations and infiltrate the enemy's AA. 1. Locates the quartering party and the AA. 2. Surprises the main body. 3. Penetrates the AA with squad-size probes. 4. Inflicts personnel casualties and vehicle damage. 5. Disrupts the unit's preparations (prevents or delays beyond the unit's allotted time).

TASK: Disrupt Enemy Movement and Operations Using Tactical Nuclear Weapons (5-OPFOR-0016)

CONDITION: The opposing forces (OPFOR) element has located the enemy. Priority intelligence requirements (PIR) and other intelligence requirements have been obtained by OPFOR patrols. Tactical nuclear weapons are employed against key locations in the rear area.

STANDARD: The OPFOR element disrupts enemy movement and operations. 1. Disrupts or delays the movement of the enemy's equipment and supplies to the forward areas. 2. Destroys enemy equipment and supplies. 3. Inflicts a high rate of nuclear casualties among the enemy forces. 4. Denies the enemy the use of specified areas. 5. Contaminates the enemy's equipment and supplies.

TASK: Disrupt Enemy Movement and Operations Using Persistent and Nonpersistent Chemical Weapons (5-OPFOR-0015)

CONDITION: The opposing forces (OPFOR) element has located the enemy. Priority intelligence requirements (PIR) and other intelligence requirements have been obtained by OPFOR patrols. The OPFOR units deliver chemical agents, by means of conventional artillery weapons or aircraft, along selected supply routes and key bases in the rear area.

STANDARD: The OPFOR element disrupts enemy movement and operations using persistent and nonpersistent chemical weapons. 1. Delivers chemical agents in low and densely wooded areas. 2. Delays the movement of enemy supplies and equipment to the forward areas. 3. Restricts the movement of the enemy units in the rear area. 4. Channels the movement of enemy units into predesignated ambush areas. 5. Contaminates enemy supplies and equipment. 6. Inflicts a high rate of casualties on enemy forces.

TASK: Counter Passage of Lines (5-OPFOR-0012)

CONDITION: Enemy forces are in defensive positions, but they are expected to attempt passage-of-lines operations. The opposing forces (OPFOR) received orders to disrupt enemy passage-of-lines operations.

STANDARD: The OPFOR element delays or prevents enemy passage of lines. 1. Delays the passage. 2. Prevents the company from moving all personnel through the stationary unit. 3. Engages the main body of either the moving or the stationary unit.

TASK: Disrupt Movement (5-OPFOR-0014)

CONDITION: The enemy is expected to move through the opposing forces (OPFOR) element's area of operations. The OPFOR element has received an operation order (OPORD) or fragmentary order (FRAGO) to disrupt enemy movement. The enemy has the capability to defend with direct fire and antiarmor weapons.

STANDARD: The OPFOR element delays enemy movement. 1. Delays the element. 2. Forces the element to deviate from its route. 3. Prevents the element from reaching its destination. 4. Surprises the element's main body.

TASK: Disrupt Assembly Area (AA) Activities (5-OPFOR-0013)

CONDITION: Intelligence reports indicate that platoon- and company-size enemy units are operating in the opposing forces (OPFOR) area of operations. Enemy units can defend from AAs with direct fire, antiarmor weapons, and indirect fire. The enemy has close air support (CAS) and nuclear, biological, and chemical (NBC) capabilities.

STANDARD: The OPFOR element locates and disrupts the enemy's AA activities. 1. Locates the element's AA. 2. Probes the AA with squad- or team-size elements. 3. Inflicts more than 5 percent casualties on the element. 4. Disrupts the element's preparations (prevents or delays beyond the element's allotted time).

TASK: Conduct Sniper Operations (5-OPFOR-0006)

CONDITION: The opposing forces (OPFOR) element has assigned snipers (regular or irregular elements) in the enemy's rear area along the main supply route (MSR) and near support sites.

STANDARD: The OPFOR element kills or wounds targets. 1. Sets up a well-concealed location. 2. Engages vehicle drivers or personnel on foot with short bursts of semiautomatic fire. 3. Kills or wounds selected targets. 4. Prevents the position from being discovered by enemy forces. 5. Evacuates the area without being spotted. 6. Reports all specified priority intelligence requirements (PIR) and other intelligence requirements to the OPFOR headquarters (HQ).

TASK: Conduct Air Attacks (5-OPFOR-0002)

CONDITION: The opposing forces (OPFOR) element in the rear area has forwarded the positions of the enemy support sites or the locations of moving elements. The OPFOR aircraft have been dispatched to attack enemy installations or convoys.

STANDARD: The OPFOR element attempts to delay, disrupt, or damage the enemy targets by air. 1. Locates the target (support sites or convoys). 2. Makes attack runs on the designated targets. 3. Inflicts heavy damage to the selected target. 4. Sustains no loss of aircraft. 5. Delays moving the force for more than one hour.

TASK: Surrender to the Capturing Unit on the Battlefield (5-OPFOR-0024)

CONDITION: The enemy has captured the opposing forces (OPFOR) element's soldiers, documents, and equipment sensitive to the OPFOR tactical operations.

STANDARD: The OPFOR soldiers retain or destroy documents and equipment. The OPFOR element surrenders documents and equipment of no tactical use to the enemy and attempts to conceal or destroy items of tactical value. The OPFOR element attempts escape and evasion. 1. Prevents the successful capture of documents and equipment. 2. Destroys documents and equipment. 3. Removes identifying markings from equipment. 4. Removes unit-identifying insignia. 5. Provides misleading information. 6. Plans an escape. 7. Delays movement to the nearest collection point. 8. Prevents safeguarding of enemy prisoners of war (EPWs) in order to cause embarrassment to the United States (US).

TASK: Attack (5-OPFOR-0001)

CONDITION: The opposing forces (OPFOR) element has located the enemy. The priority intelligence requirements (PIR) and other intelligence requirements have been obtained by OPFOR patrols. The OPFOR element has automatic and antiarmor weapons and light mortars.

STANDARD: The OPFOR element attempts to seize the terrain, vehicles, or equipment. 1. Develops an attack plan. 2. Surprises the enemy unit's main body. 3. Initiates the attack using a scheme of maneuver that exploits the enemy's flanks, gaps, and weaknesses. 4. Uses covered and concealed routes to approach the enemy forces' flanks, gaps, or weakly held areas. 5. Employs indirect fire to support the attack. 6. Penetrates enemy defenses. 7. Destroys equipment and supplies. 8. Inflicts heavy casualties. 9. Isolates the combat service support (CSS) base by blocking reinforcements. 10. Forces enemy units to displace. 11. Avoids being fixed in one position. 12. Withdraws before the CSS base is reinforced with tactical combat forces.

ELEMENTS: Two Bridge Support Sections
 Four Bridge Sections
 Two Float Bridge Platoon Headquarters
 Two Site Support Sections
 Augment

TASK: Conduct Rafting Operations (05-3-0622)
 (TC 5-210) (FM 5-34) (FM 90-13)

ITERATION: 1 2 3 4 5 M (Circle)

COMMANDER/LEADER ASSESSMENT: T P U (Circle)

CONDITIONS: The platoon has been directed to raft maneuver force vehicles and equipment across a river. The rafts have been constructed and inspected. The site has been prepared. The river current's velocity does not exceed the limitations of the equipment being used. Vehicle operators have been briefed at the engineer regulating point (ERP). Internal communications have been established. The tactical situation requires the crossing to be conducted under the cover of darkness. Some iterations of this task should be performed in MOPP4.

TASK STANDARDS: Vehicles and equipment are transported across the river within the sequence and the time outlined in the rafting schedule. All water safety procedures outlined in Training Circular (TC) 5-210 are adhered to at all times. The time required to perform this task is increased when conducting it in mission-oriented protection posture (MOPP) 4.

TASK STEPS AND PERFORMANCE MEASURES	GO	NO-GO
* 1. The raft commander assumes overall responsibility for the raft and prepares to cross vehicles. * 2. The element leader/safety officer gives a safety briefing and enforces water safety procedures. * 3. The element leader controls the movement of vehicles from the engineer release point (ERP) to the raft site. * 4. The raft commander directs the loading of vehicles and equipment onto the raft. 5. The raft crew chocks the front and rear of all vehicles with sandbags or chock blocks. 6. Boat operators take positions in their boats and await commands from the raft commander. * 7. The raft commander moves the loaded raft to the far shore. * 8. The raft commander directs the vehicles off the raft. * 9. The raft commander immediately reports any change in the status or capabilities of the raft to higher headquarters (HQ). *10. The element leader records the type and amount of vehicles that are at the crossing. 11. Boat operators and assistants control the movement of bays/rafts as directed by the section sergeant. *12. The element leader inspects the completed bridge.		

TASK STEPS AND PERFORMANCE MEASURES	GO	NO-GO
*13. The element leader reports the status of the bridge construction according to the unit's standing operating procedure (SOP).		

TASK PERFORMANCE / EVALUATION SUMMARY BLOCK							
ITERATION	1	2	3	4	5	M	TOTAL
TOTAL TASK STEPS EVALUATED							
TOTAL TASK STEPS "GO"							
TRAINING STATUS "GO"/"NO-GO"							

"**" indicates a leader task step.

SUPPORTING INDIVIDUAL TASKS

Task Number	Task Title
052-198-3082	Direct Rafting Operations as Raft Commander

SUPPORTING COLLECTIVE TASKS

Task Number	Task Title
05-2-1218	Conduct Report Procedures
05-3-0045	Conduct Water Safety Operations
05-3-0621	Construct a Ribbon Raft

OPFOR TASKS AND STANDARDS

TASK: Conduct an Ambush (5-OPFOR-0007)

CONDITION: The enemy is moving in a convoy. The opposing forces (OPFOR) element is positioned along the enemy's route.

STANDARD: The OPFOR element inflicts casualties on the enemy and causes vehicle and equipment damage. 1. Prepares an ambush site before the element arrives. 2. Surprises march element forces. 3. Inflicts heavy casualties within the designated kill zone. 4. Inflicts heavy damage to vehicles and equipment within the designated kill zone. 5. Delays the march element from reaching a specified destination for a specified period of time. 6. Withdraws on order. 7. Sustains no casualties. 8. Reports actions to superiors.

TASK: Maintain Contact (5-OPFOR-0003)

CONDITION: The opposing forces (OPFOR) element is engaged with enemy base defense forces. The enemy forces are withdrawing under pressure.

STANDARD: The OPFOR element maintains enemy contact while the enemy withdraws. 1. Engages the enemy forces decisively. 2. Advances the OPFOR as the enemy forces withdraw. 3. Inflicts heavy casualties. 4. Captures the members of the enemy force. 5. Captures documents and equipment. 6. Safeguards captured documents, equipment, and personnel.

TASK: Disrupt a Route Reconnaissance (5-OPFOR-0021)

CONDITION: The enemy is conducting a route reconnaissance. The opposing forces (OPFOR) element is positioned along the enemy's route.

STANDARD: The OPFOR element attempts to disrupt a squad/section conducting a route reconnaissance. 1. Prevents the unit from meeting its specified time schedule. 2. Forces the unit to deviate from its specified route. 3. Prevents the unit from reaching its assigned destination. 4. Surprises the squad/section. 5. Inflicts casualties on the unit.

TASK: Conduct a Raid (5-OPFOR-0004)

CONDITION: The opposing forces (OPFOR) element has occupied an objective rally point and has orders to conduct a raid on a combat service support (CSS) base.

STANDARD: The OPFOR element infiltrates the enemy's base and destroys all of the targets. 1. Surprises the enemy forces. 2. Assaults the support base and accomplishes the assigned tasks. 3. Destroys the specified equipment and supplies. 4. Avoids being decisively engaged. 5. Withdraws all personnel from the objective areas within the time prescribed. 6. Obtains all priority intelligence requirements (PIR) from the raid site. 7. Sustains only light casualties from enemy fire.

TASK: Conduct an Attack (5-OPFOR-0008)

CONDITION: The enemy is conducting tactical operations. The opposing forces (OPFOR) element receives orders to attack the enemy, the area of occupation, or the main supply route (MSR) with smoke.

STANDARD: The OPFOR element disrupts the enemy's movement and smoke operations. 1. Determines the delivery method of the smoke attack. 2. Locates the target. 3. Delivers the smoke attack downwind. 4. Attacks the enemy with smoke, and surge attacks when the enemy responds to the smoke.

TASK: Disrupt a Net Control Station (NCS) (5-OPFOR-0019)

CONDITION: The enemy has established a NCS. The opposing forces (OPFOR) element has radio and jamming equipment.

STANDARD: The OPFOR element attempts to disrupt an NCS. 1. Attempts to locate the radio frequency that the unit is operating on. 2. Attempts to enter the radio net. 3. Attempts to issue "bogus" orders to a unit on the net. 4. Jams the radio frequency and forces the unit to go to an alternate frequency.

TASK: Disrupt Construction of Vehicle Fighting Positions (5-OPFOR-0020)

CONDITION: The opposing forces (OPFOR) element has located the enemy. The priority intelligence requirements (PIR) and other intelligence obtained by OPFOR patrols indicate the enemy is constructing vehicle fighting positions within its defensive area. The OPFOR element has automatic and antiarmor weapons and light mortars.

STANDARD: The OPFOR element attempts to disrupt the enemy's efforts to establish vehicle fighting positions. 1. Locates the defensive area. 2. Surprises the main body. 3. Penetrates the defensive area with squad-size probes. 4. Inflicts casualties on the unit. 5. Destroys vehicles. 6. Disrupts the unit's preparations (prevents or delays beyond the unit's allotted time).

TASK: Defeat Obstacles (5-OPFOR-0009)

CONDITION: The opposing forces (OPFOR) element encounters an obstacle that blocks the avenue of approach as it advances upon the enemy forces.

STANDARD: The OPFOR element bypasses or breaches the enemy obstacle. 1. Detects the obstacle before halting its main body. 2. Defeats the obstacle. a. Bypasses the obstacle without entering the engagement areas. b. Breaches the obstacle within 45 minutes and passes its entire force through the obstacle. 3. Does not incur degradation to the point that the mission must be discontinued.

TASK: Disrupt an Engineer Reconnaissance (5-OPFOR-0022)

CONDITION: The enemy is conducting an engineer reconnaissance. The opposing forces (OPFOR) element is positioned along the enemy's route.

STANDARD: The OPFOR element disrupts an engineer reconnaissance. 1. Prevents the unit from meeting its specified time schedule. 2. Forces the unit to deviate from its specified route. 3. Prevents the unit from accomplishing its assigned engineer reconnaissance. 4. Surprises the unit conducting the reconnaissance.

TASK: Conduct an Aerial Reconnaissance (5-OPFOR-0010)

CONDITION: The opposing forces (OPFOR) headquarters (HQ) element requires intelligence on the locations and identification of enemy elements. An aircraft is dispatched to take photographs and make a visual inspection of the enemy rear area.

STANDARD: The OPFOR element gathers photograph intelligence of the enemy. 1. Photographs the assigned sectors. 2. Makes quick visual checks where the ceiling is low. 3. Locates enemy positions in the area, particularly support and storage bases, and command and control (C2) facilities. 4. Sustains no loss of aircraft. 5. Reports priority intelligence requirements (PIR) and other information requirements to the OPFOR HQ.

TASK: Conduct Terrorist and Saboteur Attacks (5-OPFOR-0005)

CONDITION: The opposing forces (OPFOR) element dispatches small teams into the enemy's rear area to disrupt combat service support (CSS) operations.

STANDARD: The enemy sustains disrupted command and control (C2), destroyed equipment and supplies, and light casualties. 1. Locates rear support bases and C2 facilities. 2. Delays and disrupts CSS operations through probes. 3. Infiltrates CSS bases to conduct sabotage and terrorist activities. 4. Inflicts light casualties. 5. Destroys supplies and equipment.

TASK: Defend a Minefield (5-OPFOR-0023)

CONDITION: The enemy is conducting a minefield sweeping operation. The opposing forces (OPFOR) element has a minefield placed in the enemy's path. The minefield is under constant observation and fire.

STANDARD: The OPFOR element defends a minefield against an enemy element conducting a minefield sweeping operation. 1. Prevents the unit from detecting the obstacle. 2. Disrupts the minefield sweeping operation. 3. Prevents the unit from conducting the minefield sweeping operation, prevents the unit from moving all personnel through the breach or delays the completion of the minefield sweeping operation for more than 45 minutes.

TASK: Disrupt Defensive Preparations (5-OPFOR-0018)

CONDITION: The opposing forces (OPFOR) element has located the enemy. Priority intelligence requirements (PIR) and other intelligence requirements obtained by OPFOR patrols indicate that the enemy elements are establishing defensive positions. The OPFOR element has automatic and antiarmor weapons and light mortars.

STANDARD: The OPFOR element disrupts and delays the enemy's defensive preparations. 1. Locates and penetrates the enemy's security system. 2. Forces the enemy to delay defensive preparations. 3. Disrupts the enemy's obstacle preparations.

TASK: Disrupt Quartering Party Operations (5-OPFOR-0017)

CONDITION: The enemy is conducting quartering party operations. It has established an assembly area (AA) but has not moved in the main body.

STANDARD: The opposing forces (OPFOR) element attempts to disrupt quartering party operations and infiltrate the enemy's AA. 1. Locates the quartering party and the AA. 2. Surprises the main body. 3. Penetrates the AA with squad-size probes. 4. Inflicts personnel casualties and vehicle damage. 5. Disrupts the unit's preparations (prevents or delays beyond the unit's allotted time).

TASK: Disrupt Enemy Movement and Operations Using Tactical Nuclear Weapons (5-OPFOR-0016)

CONDITION: The opposing forces (OPFOR) element has located the enemy. Priority intelligence requirements (PIR) and other intelligence requirements have been obtained by OPFOR patrols. Tactical nuclear weapons are employed against key locations in the rear area.

STANDARD: The OPFOR element disrupts enemy movement and operations. 1. Disrupts or delays the movement of the enemy's equipment and supplies to the forward areas. 2. Destroys enemy equipment and supplies. 3. Inflicts a high rate of nuclear casualties among the enemy forces. 4. Denies the enemy the use of specified areas. 5. Contaminates the enemy's equipment and supplies.

TASK: Disrupt Enemy Movement and Operations Using Persistent and Nonpersistent Chemical Weapons (5-OPFOR-0015)

CONDITION: The opposing forces (OPFOR) element has located the enemy. Priority intelligence requirements (PIR) and other intelligence requirements have been obtained by OPFOR patrols. The OPFOR units deliver chemical agents, by means of conventional artillery weapons or aircraft, along selected supply routes and key bases in the rear area.

STANDARD: The OPFOR element disrupts enemy movement and operations using persistent and nonpersistent chemical weapons. 1. Delivers chemical agents in low and densely wooded areas. 2. Delays the movement of enemy supplies and equipment to the forward areas. 3. Restricts the movement of the enemy units in the rear area. 4. Channels the movement of enemy units into predesignated ambush areas. 5. Contaminates enemy supplies and equipment. 6. Inflicts a high rate of casualties on enemy forces.

TASK: Counter Passage of Lines (5-OPFOR-0012)

CONDITION: Enemy forces are in defensive positions, but they are expected to attempt passage-of-lines operations. The opposing forces (OPFOR) received orders to disrupt enemy passage-of-lines operations.

STANDARD: The OPFOR element delays or prevents enemy passage of lines. 1. Delays the passage. 2. Prevents the company from moving all personnel through the stationary unit. 3. Engages the main body of either the moving or the stationary unit.

TASK: Disrupt Movement (5-OPFOR-0014)

CONDITION: The enemy is expected to move through the opposing forces (OPFOR) element's area of operations. The OPFOR element has received an operation order (OPORD) or fragmentary order (FRAGO) to disrupt enemy movement. The enemy has the capability to defend with direct fire and antiarmor weapons.

STANDARD: The OPFOR element delays enemy movement. 1. Delays the element. 2. Forces the element to deviate from its route. 3. Prevents the element from reaching its destination. 4. Surprises the element's main body.

TASK: Disrupt Assembly Area (AA) Activities (5-OPFOR-0013)

CONDITION: Intelligence reports indicate that platoon- and company-size enemy units are operating in the opposing forces (OPFOR) area of operations. Enemy units can defend from AAs with direct fire, antiarmor weapons, and indirect fire. The enemy has close air support (CAS) and nuclear, biological, and chemical (NBC) capabilities.

STANDARD: The OPFOR element locates and disrupts the enemy's AA activities. 1. Locates the element's AA. 2. Probes the AA with squad- or team-size elements. 3. Inflicts more than 5 percent casualties on the element. 4. Disrupts the element's preparations (prevents or delays beyond the element's allotted time).

TASK: Conduct Sniper Operations (5-OPFOR-0006)

CONDITION: The opposing forces (OPFOR) element has assigned snipers (regular or irregular elements) in the enemy's rear area along the main supply route (MSR) and near support sites.

STANDARD: The OPFOR element kills or wounds targets. 1. Sets up a well-concealed location. 2. Engages vehicle drivers or personnel on foot with short bursts of semiautomatic fire. 3. Kills or wounds selected targets. 4. Prevents the position from being discovered by enemy forces. 5. Evacuates the area without being spotted. 6. Reports all specified priority intelligence requirements (PIR) and other intelligence requirements to the OPFOR headquarters (HQ).

TASK: Conduct Air Attacks (5-OPFOR-0002)

CONDITION: The opposing forces (OPFOR) element in the rear area has forwarded the positions of the enemy support sites or the locations of moving elements. The OPFOR aircraft have been dispatched to attack enemy installations or convoys.

STANDARD: The OPFOR element attempts to delay, disrupt, or damage the enemy targets by air. 1. Locates the target (support sites or convoys). 2. Makes attack runs on the designated targets. 3. Inflicts heavy damage to the selected target. 4. Sustains no loss of aircraft. 5. Delays moving the force for more than one hour.

TASK: Surrender to the Capturing Unit on the Battlefield (5-OPFOR-0024)

CONDITION: The enemy has captured the opposing forces (OPFOR) element's soldiers, documents, and equipment sensitive to the OPFOR tactical operations.

STANDARD: The OPFOR soldiers retain or destroy documents and equipment. The OPFOR element surrenders documents and equipment of no tactical use to the enemy and attempts to conceal or destroy items of tactical value. The OPFOR element attempts escape and evasion. 1. Prevents the successful capture of documents and equipment. 2. Destroys documents and equipment. 3. Removes identifying markings from equipment. 4. Removes unit-identifying insignia. 5. Provides misleading information. 6. Plans an escape. 7. Delays movement to the nearest collection point. 8. Prevents safeguarding of enemy prisoners of war (EPWs) in order to cause embarrassment to the United States (US).

TASK: Attack (5-OPFOR-0001)

CONDITION: The opposing forces (OPFOR) element has located the enemy. The priority intelligence requirements (PIR) and other intelligence requirements have been obtained by OPFOR patrols. The OPFOR element has automatic and antiarmor weapons and light mortars.

STANDARD: The OPFOR element attempts to seize the terrain, vehicles, or equipment. 1. Develops an attack plan. 2. Surprises the enemy unit's main body. 3. Initiates the attack using a scheme of maneuver that exploits the enemy's flanks, gaps, and weaknesses. 4. Uses covered and concealed routes to approach the enemy forces' flanks, gaps, or weakly held areas. 5. Employs indirect fire to support the attack. 6. Penetrates enemy defenses. 7. Destroys equipment and supplies. 8. Inflicts heavy casualties. 9. Isolates the combat service support (CSS) base by blocking reinforcements. 10. Forces enemy units to displace. 11. Avoids being fixed in one position. 12. Withdraws before the CSS base is reinforced with tactical combat forces.

ELEMENTS: Company Headquarters
 Two Float Bridge Platoon Headquarters
 Four Bridge Sections
 Two Bridge Support Sections
 Support Platoon Headquarters
 Maintenance and Equipment Section
 Two Site Support Sections
 Augment

TASK: Establish Jobsite Security (05-3-0904.05-R01A)
 (FM 7-8) (FM 5-10) (FM 5-34)
 (FM 71-1) (FM 7-7)

ITERATION: 1 2 3 4 5 M (Circle)

COMMANDER/LEADER ASSESSMENT: T P U (Circle)

CONDITIONS: The element receives a fragmentary order (FRAGO) or an operation order (OPORD) to conduct a tactical mission at an eight-digit grid location. Digital units have performed functionality checks, and systems are operational. This task is performed during darkness and daylight and in all weather conditions. Some iterations of this task should be performed in MOPP4.

TASK STANDARDS: The element establishes local security and tenable defensive positions that provide early warning and protection from an enemy attack. The enemy's presence is not a surprise. The only time restraints are those specified in the FRAGO or the OPORD. Digital units submit reports and locations using frequency-modulated (FM) or digital means to update the common operational picture (COP) and maintain situational awareness (SA) to conduct combat operations. The time required to perform this task is increased when conducting it in mission-oriented protection posture (MOPP) 4.

TASK STEPS AND PERFORMANCE MEASURES	GO	NO-GO
<p>* 1. The element leader receives a FRAGO or an OPORD to conduct a tactical mission at an eight-digit grid location.</p> <ul style="list-style-type: none"> a. Conducted a mission analysis. <ul style="list-style-type: none"> (1) If a maneuver force was providing security, the element followed procedures beginning with task step 4. (2) If the unit was working alone or in an isolated area, the element leader designated overwatch and reconnaissance/mine-sweeping teams and followed procedures beginning with task step 2. b. Conducted a thorough map reconnaissance. <p>NOTE: Digital units request intelligence information by requesting All-Source Analysis System (ASAS) information and Digital Topographic Support System (DTSS) products from higher headquarters (HQ).</p> <ul style="list-style-type: none"> c. Reviewed the unit's tactical standing operating procedure (TACSOP) or standing operating procedure (SOP). d. Conducted troop-leading procedures. e. Conducted precombat checks (PCCs) and precombat inspections (PCIs). <p>* 2. The element occupies a stationary overwatch position at the site. The overwatch team leader--</p> <ul style="list-style-type: none"> a. Selected a covered and concealed position. b. Assigned a sector of observation and fire. c. Directed the overwatch team to use all available sights and other visual devices to scan the sector and identify enemy forces. <p>3. The reconnaissance/mine-sweeping team secures the site.</p>		

TASK STEPS AND PERFORMANCE MEASURES	GO	NO-GO
<p>a. Checked for a possible enemy ambush at the site.</p> <p>b. Located, marked, and reported any mines or unexploded ordnance (UXO) on the site. The chain of command reported the hazard to explosive ordnance disposal (EOD) personnel for disposal.</p> <p>4. The element moves into and occupies the position after the site is clear.</p> <p>* 5. The element leader reconnoiters tentative fighting positions.</p> <p>a. Identified avenues of approach.</p> <p>b. Identified observation posts (OP) or patrol routes to secure the perimeter.</p> <p>c. Identified crew-served weapons positions.</p> <p>d. Established withdrawal routes.</p> <p>e. Identified dismounted personnel positions.</p> <p>f. Positioned vehicles in covered and concealed positions.</p> <p>g. Established sectors of fire and general positions for crew-served weapons and vehicles.</p> <p>h. Designated which fighting positions, OPs, or patrols would be manned full time.</p> <p>i. The patrol or OP team moved to an assigned position. The patrol or OP team--</p> <p>(1) Provided early warning and close-in security.</p> <p>(2) Offered cover and concealment for occupants.</p> <p>(3) Established a concealed route leading to and away from the OP.</p> <p>(4) Operated according to the unit's TACSOP or SOP until relieved.</p> <p>(5) Maintained communications with the command post.</p> <p>j. Supervised the positioning of the chemical alarm.</p> <p>(1) Placed the alarm 150 meters upwind from the unit.</p> <p>(2) Ensured that the alarm was within visible site of the elements position to prevent it from being tampered with by the enemy.</p> <p>(3) Did not place the alarm in a depression.</p> <p>(4) Moved the chemical alarm if the wind shifted.</p> <p>k. Subordinate leaders designated individual positions.</p> <p>(1) Designated primary fighting positions.</p> <p>(2) Designated alternate fighting positions.</p> <p>(3) Established sectors of fire for each individual and ensured that individual range cards and element sector sketches were complete according to the unit's TACSOP or SOP.</p> <p>NOTE: The unit's TACSOP or SOP should have a set time standard for completing the range cards and sector sketches.</p> <p>l. Maintained communications with the supported maneuver force and higher HQ.</p> <p>m. Emplaced protective obstacles, if required, based on the five-step risk management process.</p> <p>NOTE: The unit should establish alert procedures and rehearse the procedures on site with a 100 percent occupation of the position.</p> <p>6. The element begins work.</p> <p>a. Kept individual weapons within close reach.</p> <p>b. Maintained noise and light discipline.</p> <p>c. Maintained camouflage procedures.</p> <p>d. Maintained the directed MOPP level.</p> <p>e. Maintained communications with the supported maneuver force or higher HQ.</p> <p>NOTE: Digital units send reports and update the COP using the Force XXI Battle Command Brigade and Below (FBCB2) System or FM means according to the unit's</p>		

TASK STEPS AND PERFORMANCE MEASURES	GO	NO-GO
TACSOP.		

TASK PERFORMANCE / EVALUATION SUMMARY BLOCK							
ITERATION	1	2	3	4	5	M	TOTAL
TOTAL TASK STEPS EVALUATED							
TOTAL TASK STEPS "GO"							
TRAINING STATUS "GO"/"NO-GO"							

"*" indicates a leader task step.

SUPPORTING INDIVIDUAL TASKS

Task Number	Task Title
031-503-4002	Supervise Unit Preparation for NBC Attack
052-194-3500	Conduct a Patrol

SUPPORTING COLLECTIVE TASKS

Task Number	Task Title
05-2-0301	Camouflage Vehicles and Equipment
05-2-0908	Conduct Quarters Party Operations
05-2-1218	Conduct Report Procedures
05-2-7008	Prepare an Operation Order (OPORD) (Company/Platoon)

OPFOR TASKS AND STANDARDS

TASK: Defend a Minefield (5-OPFOR-0023)

CONDITION: The enemy is conducting a minefield sweeping operation. The opposing forces (OPFOR) element has a minefield placed in the enemy's path. The minefield is under constant observation and fire.

STANDARD: The OPFOR element defends a minefield against an enemy element conducting a minefield sweeping operation. 1. Prevents the unit from detecting the obstacle. 2. Disrupts the minefield sweeping operation. 3. Prevents the unit from conducting the minefield sweeping operation, prevents the unit from moving all personnel through the breach or delays the completion of the minefield sweeping operation for more than 45 minutes.

TASK: Attack (5-OPFOR-0001)

CONDITION: The opposing forces (OPFOR) element has located the enemy. The priority intelligence requirements (PIR) and other intelligence requirements have been obtained by OPFOR patrols. The OPFOR element has automatic and antiarmor weapons and light mortars.

STANDARD: The OPFOR element attempts to seize the terrain, vehicles, or equipment. 1. Develops an attack plan. 2. Surprises the enemy unit's main body. 3. Initiates the attack using a scheme of maneuver that exploits the enemy's flanks, gaps, and weaknesses. 4. Uses covered and concealed routes to approach the enemy forces' flanks, gaps, or weakly held areas. 5. Employs indirect fire to support the attack. 6. Penetrates enemy defenses. 7. Destroys equipment and supplies. 8. Inflicts heavy casualties. 9. Isolates the combat service support (CSS) base by blocking reinforcements. 10. Forces enemy units to displace. 11. Avoids being fixed in one position. 12. Withdraws before the CSS base is reinforced with tactical combat forces.

TASK: Conduct Air Attacks (5-OPFOR-0002)

CONDITION: The opposing forces (OPFOR) element in the rear area has forwarded the positions of the enemy support sites or the locations of moving elements. The OPFOR aircraft have been dispatched to attack enemy installations or convoys.

STANDARD: The OPFOR element attempts to delay, disrupt, or damage the enemy targets by air. 1. Locates the target (support sites or convoys). 2. Makes attack runs on the designated targets. 3. Inflicts heavy damage to the selected target. 4. Sustains no loss of aircraft. 5. Delays moving the force for more than one hour.

TASK: Conduct a Raid (5-OPFOR-0004)

CONDITION: The opposing forces (OPFOR) element has occupied an objective rally point and has orders to conduct a raid on a combat service support (CSS) base.

STANDARD: The OPFOR element infiltrates the enemy's base and destroys all of the targets. 1. Surprises the enemy forces. 2. Assaults the support base and accomplishes the assigned tasks. 3. Destroys the specified equipment and supplies. 4. Avoids being decisively engaged. 5. Withdraws all personnel from the objective areas within the time prescribed. 6. Obtains all priority intelligence requirements (PIR) from the raid site. 7. Sustains only light casualties from enemy fire.

TASK: Conduct Terrorist and Saboteur Attacks (5-OPFOR-0005)

CONDITION: The opposing forces (OPFOR) element dispatches small teams into the enemy's rear area to disrupt combat service support (CSS) operations.

STANDARD: The enemy sustains disrupted command and control (C2), destroyed equipment and supplies, and light casualties. 1. Locates rear support bases and C2 facilities. 2. Delays and disrupts CSS operations through probes. 3. Infiltrates CSS bases to conduct sabotage and terrorist activities. 4. Inflicts light casualties. 5. Destroys supplies and equipment.

TASK: Conduct Sniper Operations (5-OPFOR-0006)

CONDITION: The opposing forces (OPFOR) element has assigned snipers (regular or irregular elements) in the enemy's rear area along the main supply route (MSR) and near support sites.

STANDARD: The OPFOR element kills or wounds targets. 1. Sets up a well-concealed location. 2. Engages vehicle drivers or personnel on foot with short bursts of semiautomatic fire. 3. Kills or wounds selected targets. 4. Prevents the position from being discovered by enemy forces. 5. Evacuates the area without being spotted. 6. Reports all specified priority intelligence requirements (PIR) and other intelligence requirements to the OPFOR headquarters (HQ).

TASK: Conduct an Attack (5-OPFOR-0008)

CONDITION: The enemy is conducting tactical operations. The opposing forces (OPFOR) element receives orders to attack the enemy, the area of occupation, or the main supply route (MSR) with smoke.

STANDARD: The OPFOR element disrupts the enemy's movement and smoke operations. 1. Determines the delivery method of the smoke attack. 2. Locates the target. 3. Delivers the smoke attack downwind. 4. Attacks the enemy with smoke, and surge attacks when the enemy responds to the smoke.

TASK: Conduct an Aerial Reconnaissance (5-OPFOR-0010)

CONDITION: The opposing forces (OPFOR) headquarters (HQ) element requires intelligence on the locations and identification of enemy elements. An aircraft is dispatched to take photographs and make a visual inspection of the enemy rear area.

STANDARD: The OPFOR element gathers photograph intelligence of the enemy. 1. Photographs the assigned sectors. 2. Makes quick visual checks where the ceiling is low. 3. Locates enemy positions in the area, particularly support and storage bases, and command and control (C2) facilities. 4. Sustains no loss of aircraft. 5. Reports priority intelligence requirements (PIR) and other information requirements to the OPFOR HQ.

TASK: Gather Intelligence (5-OPFOR-0011)

CONDITION: The opposing forces (OPFOR) small element, operating in the rear area, is planning attacks on enemy bases. Information is needed to complete the plans.

STANDARD: The OPFOR element infiltrates, gathers intelligence information, and submits its findings to the command. 1. Identifies all priority intelligence requirements (PIR) and other intelligence requirements. 2. Passes through any outpost, defensive wire, or warning devices undetected. 3. Moves to an observation point that offers cover and concealment and is clear enough to gather PIR and other intelligence requirements. 4. Gathers all PIR and other intelligence requirements. 5. Withdraws from the area undetected. 6. Reports all information to the OPFOR headquarters (HQ).

TASK: Disrupt a Route Reconnaissance (5-OPFOR-0021)

CONDITION: The enemy is conducting a route reconnaissance. The opposing forces (OPFOR) element is positioned along the enemy's route.

STANDARD: The OPFOR element attempts to disrupt a squad/section conducting a route reconnaissance. 1. Prevents the unit from meeting its specified time schedule. 2. Forces the unit to deviate from its specified route. 3. Prevents the unit from reaching its assigned destination. 4. Surprises the squad/section. 5. Inflicts casualties on the unit.

TASK: Maintain Contact (5-OPFOR-0003)

CONDITION: The opposing forces (OPFOR) element is engaged with enemy base defense forces. The enemy forces are withdrawing under pressure.

STANDARD: The OPFOR element maintains enemy contact while the enemy withdraws. 1. Engages the enemy forces decisively. 2. Advances the OPFOR as the enemy forces withdraw. 3. Inflicts heavy casualties. 4. Captures the members of the enemy force. 5. Captures documents and equipment. 6. Safeguards captured documents, equipment, and personnel.

TASK: Disrupt a Net Control Station (NCS) (5-OPFOR-0019)

CONDITION: The enemy has established a NCS. The opposing forces (OPFOR) element has radio and jamming equipment.

STANDARD: The OPFOR element attempts to disrupt an NCS. 1. Attempts to locate the radio frequency that the unit is operating on. 2. Attempts to enter the radio net. 3. Attempts to issue "bogus" orders to a unit on the net. 4. Jams the radio frequency and forces the unit to go to an alternate frequency.

TASK: Disrupt Construction of Vehicle Fighting Positions (5-OPFOR-0020)

CONDITION: The opposing forces (OPFOR) element has located the enemy. The priority intelligence requirements (PIR) and other intelligence obtained by OPFOR patrols indicate the enemy is constructing vehicle fighting positions within its defensive area. The OPFOR element has automatic and antiarmor weapons and light mortars.

STANDARD: The OPFOR element attempts to disrupt the enemy's efforts to establish vehicle fighting positions. 1. Locates the defensive area. 2. Surprises the main body. 3. Penetrates the defensive area with squad-size probes. 4. Inflicts casualties on the unit. 5. Destroys vehicles. 6. Disrupts the unit's preparations (prevents or delays beyond the unit's allotted time).

TASK: Defeat Obstacles (5-OPFOR-0009)

CONDITION: The opposing forces (OPFOR) element encounters an obstacle that blocks the avenue of approach as it advances upon the enemy forces.

STANDARD: The OPFOR element bypasses or breaches the enemy obstacle. 1. Detects the obstacle before halting its main body. 2. Defeats the obstacle. a. Bypasses the obstacle without entering the engagement areas. b. Breaches the obstacle within 45 minutes and passes its entire force through the obstacle. 3. Does not incur degradation to the point that the mission must be discontinued.

TASK: Disrupt an Engineer Reconnaissance (5-OPFOR-0022)

CONDITION: The enemy is conducting an engineer reconnaissance. The opposing forces (OPFOR) element is positioned along the enemy's route.

STANDARD: The OPFOR element disrupts an engineer reconnaissance. 1. Prevents the unit from meeting its specified time schedule. 2. Forces the unit to deviate from its specified route. 3. Prevents the unit from accomplishing its assigned engineer reconnaissance. 4. Surprises the unit conducting the reconnaissance.

TASK: Conduct an Ambush (5-OPFOR-0007)

CONDITION: The enemy is moving in a convoy. The opposing forces (OPFOR) element is positioned along the enemy's route.

STANDARD: The OPFOR element inflicts casualties on the enemy and causes vehicle and equipment damage. 1. Prepares an ambush site before the element arrives. 2. Surprises march element forces. 3. Inflicts heavy casualties within the designated kill zone. 4. Inflicts heavy damage to vehicles and equipment within the designated kill zone. 5. Delays the march element from reaching a specified destination for a specified period of time. 6. Withdraws on order. 7. Sustains no casualties. 8. Reports actions to superiors.

TASK: Surrender to the Capturing Unit on the Battlefield (5-OPFOR-0024)

CONDITION: The enemy has captured the opposing forces (OPFOR) element's soldiers, documents, and equipment sensitive to the OPFOR tactical operations.

STANDARD: The OPFOR soldiers retain or destroy documents and equipment. The OPFOR element surrenders documents and equipment of no tactical use to the enemy and attempts to conceal or destroy items of tactical value. The OPFOR element attempts escape and evasion. 1. Prevents the successful capture of documents and equipment. 2. Destroys documents and equipment. 3. Removes identifying markings from equipment. 4. Removes unit-identifying insignia. 5. Provides misleading information. 6. Plans an escape. 7. Delays movement to the nearest collection point. 8. Prevents safeguarding of enemy prisoners of war (EPWs) in order to cause embarrassment to the United States (US).

TASK: Disrupt Defensive Preparations (5-OPFOR-0018)

CONDITION: The opposing forces (OPFOR) element has located the enemy. Priority intelligence requirements (PIR) and other intelligence requirements obtained by OPFOR patrols indicate that the enemy elements are establishing defensive positions. The OPFOR element has automatic and antiarmor weapons and light mortars.

STANDARD: The OPFOR element disrupts and delays the enemy's defensive preparations. 1. Locates and penetrates the enemy's security system. 2. Forces the enemy to delay defensive preparations. 3. Disrupts the enemy's obstacle preparations.

TASK: Disrupt Quartering Party Operations (5-OPFOR-0017)

CONDITION: The enemy is conducting quartering party operations. It has established an assembly area (AA) but has not moved in the main body.

STANDARD: The opposing forces (OPFOR) element attempts to disrupt quartering party operations and infiltrate the enemy's AA. 1. Locates the quartering party and the AA. 2. Surprises the main body. 3. Penetrates the AA with squad-size probes. 4. Inflicts personnel casualties and vehicle damage. 5. Disrupts the unit's preparations (prevents or delays beyond the unit's allotted time).

TASK: Disrupt Enemy Movement and Operations Using Tactical Nuclear Weapons (5-OPFOR-0016)

CONDITION: The opposing forces (OPFOR) element has located the enemy. Priority intelligence requirements (PIR) and other intelligence requirements have been obtained by OPFOR patrols. Tactical nuclear weapons are employed against key locations in the rear area.

STANDARD: The OPFOR element disrupts enemy movement and operations. 1. Disrupts or delays the movement of the enemy's equipment and supplies to the forward areas. 2. Destroys enemy equipment and supplies. 3. Inflicts a high rate of nuclear casualties among the enemy forces. 4. Denies the enemy the use of specified areas. 5. Contaminates the enemy's equipment and supplies.

TASK: Disrupt Enemy Movement and Operations Using Persistent and Nonpersistent Chemical Weapons (5-OPFOR-0015)

CONDITION: The opposing forces (OPFOR) element has located the enemy. Priority intelligence requirements (PIR) and other intelligence requirements have been obtained by OPFOR patrols. The OPFOR units deliver chemical agents, by means of conventional artillery weapons or aircraft, along selected supply routes and key bases in the rear area.

STANDARD: The OPFOR element disrupts enemy movement and operations using persistent and nonpersistent chemical weapons. 1. Delivers chemical agents in low and densely wooded areas. 2. Delays the movement of enemy supplies and equipment to the forward areas. 3. Restricts the movement of the enemy units in the rear area. 4. Channels the movement of enemy units into predesignated ambush areas. 5. Contaminates enemy supplies and equipment. 6. Inflicts a high rate of casualties on enemy forces.

TASK: Counter Passage of Lines (5-OPFOR-0012)

CONDITION: Enemy forces are in defensive positions, but they are expected to attempt passage-of-lines operations. The opposing forces (OPFOR) received orders to disrupt enemy passage-of-lines operations.

STANDARD: The OPFOR element delays or prevents enemy passage of lines. 1. Delays the passage. 2. Prevents the company from moving all personnel through the stationary unit. 3. Engages the main body of either the moving or the stationary unit.

TASK: Disrupt Movement (5-OPFOR-0014)

CONDITION: The enemy is expected to move through the opposing forces (OPFOR) element's area of operations. The OPFOR element has received an operation order (OPORD) or fragmentary order (FRAGO) to disrupt enemy movement. The enemy has the capability to defend with direct fire and antiarmor weapons.

STANDARD: The OPFOR element delays enemy movement. 1. Delays the element. 2. Forces the element to deviate from its route. 3. Prevents the element from reaching its destination. 4. Surprises the element's main body.

TASK: Disrupt Assembly Area (AA) Activities (5-OPFOR-0013)

CONDITION: Intelligence reports indicate that platoon- and company-size enemy units are operating in the opposing forces (OPFOR) area of operations. Enemy units can defend from AAs with direct fire, antiarmor weapons, and indirect fire. The enemy has close air support (CAS) and nuclear, biological, and chemical (NBC) capabilities.

STANDARD: The OPFOR element locates and disrupts the enemy's AA activities. 1. Locates the element's AA. 2. Probes the AA with squad- or team-size elements. 3. Inflicts more than 5 percent casualties on the element. 4. Disrupts the element's preparations (prevents or delays beyond the element's allotted time).

ELEMENTS: Company Headquarters
 Two Float Bridge Platoon Headquarters
 Four Bridge Sections
 Two Bridge Support Sections
 Support Platoon Headquarters
 Maintenance and Equipment Section
 Two Site Support Sections
 Augment

TASK: Prepare Crew-Served Weapons Fighting Positions (05-5-0302)
 (FM 5-34) (FM 5-103)

ITERATION: 1 2 3 4 5 M (Circle)
COMMANDER/LEADER ASSESSMENT: T P U (Circle)

CONDITIONS: The crew must construct its own crew-served weapons fighting position using organic equipment. Digital units have performed functionality checks, and systems are operational. The element leader has selected the location, and the platoon leader has approved the location. Some iterations of this task should be performed in MOPP4.

TASK STANDARDS: The crew constructs crew-served weapons fighting positions providing coverage for the sector of fire and final protective line (FPL) and protection from direct and indirect fire. The position does not restrict the operational capability of the weapon system. Digital units submit reports of their locations and positions via frequency-modulated (FM) or digital means, updating the common operational picture (COP) and the situational awareness (SA). The time required to perform this task is increased when conducting it in mission-oriented protection posture (MOPP) 4.

TASK STEPS AND PERFORMANCE MEASURES	GO	NO-GO
<p>1. The element constructs a machine gun position having a primary and secondary sector of fire and reports intermediate status and completion to the element leader.</p> <p>NOTE: Digital units populate the Force XXI Battle Command Brigade and Below (FBCB2) System with the unit's location to provide current situational awareness (SA).</p> <ul style="list-style-type: none"> a. Constructed the position so that the gun fires to the front or oblique (firing across the unit's front), with the oblique being the primary sector of fire. b. Dug the position in an inverted T shape with a firing platform in each corner. c. Used the tripod on the side with the primary sector of fire and the bipod with the secondary sector of fire. d. Used the earth removed during the construction of the position to provide frontal and flank protection if it did not interfere with the sectors of fire. e. Ensured that it was high enough to cover both soldiers when they were operating the weapon. f. Shaped the hole so that both the gunner and the assistant gunner could get to the weapon. g. Reduced the weapon's height by digging the tripod platform down as much as possible, yet keeping the weapon traversable across the entire sector of fire. h. Dug a one-soldier fighting position to the flank for the ammunition bearer when there was a three-soldier crew for a machine gun. The crew connected this position to the gun position by digging a crawl trench. i. Dug the hole to armpit depth and sloped the floor outward toward each end of the hole. 		

TASK STEPS AND PERFORMANCE MEASURES	GO	NO-GO
<p>j. Dug grenade sumps about the width and depth of one entrenching tool at both ends of the hole.</p> <p>k. Built the overhead cover 46 centimeters thick over the middle of the position, when possible.</p> <p>l. Improved the position, if time permitted, by adding cover, digging trenches to adjacent positions, and maintaining camouflage.</p> <p>m. Completed the position in 7 man-hours without overhead cover or 12 man-hours with overhead cover.</p> <p>2. The element constructs a machine gun position without a secondary sector of fire and reports intermediate status and completion to the squad leader.</p> <p>a. Dug the position in a V shape, with the firing position in the apex of the V.</p> <p>b. Constructed the position following procedures in Subtasks 1d to 1k. Completed it in 6 man-hours without overhead cover or 11 man-hours with overhead cover.</p> <p>3. The element constructs a Javelin position and reports intermediate status and completion to the element leader.</p> <p>a. Used earth removed during the construction of the position for frontal and flank protection. However, left both the muzzle blast and backblast areas clear of obstacles to prevent round deflection, fires, and pressure buildup. The backblast area was cleared of highly combustible material to a distance of 5 meters and was either level or sloping down and away from the position.</p> <p>Note: Caution should be used in the placement of the JAVELIN. The concerns are the four caution areas for the backblast and possibilities for overpressure in the position. The Primary danger zone extends 25 meters to the rear at a 60 degree angle from the rear of the weapon. Not paying attention to these cautions could cause death or serious injury to personnel in the danger areas.</p> <p>b. Ensured that it was high enough to cover both soldiers if the element built cover on the flanks.</p> <p>c. Dug the position to armpit depth and sloped the floor down toward each end of the hole.</p> <p>d. Dug grenade sumps about the width and depth of an entrenching tool at each end of the hole.</p> <p>e. Ensured that the position width was narrow enough so that the rear of the weapon extended over the rear of the hole when the soldier firing the JAVELIN stood at the front of the position.</p> <p>f. Improved the position, if time permitted, by digging trenches to adjacent positions and maintaining camouflage.</p> <p>NOTE: Overhead cover is desired only if it protects the crew when they are not firing the weapon (due to the large backblast).</p> <p>g. Completed the position in 6 man-hours.</p>		

TASK PERFORMANCE / EVALUATION SUMMARY BLOCK							
ITERATION	1	2	3	4	5	M	TOTAL
TOTAL TASK STEPS EVALUATED							
TOTAL TASK STEPS "GO"							
TRAINING STATUS "GO"/"NO-GO"							

"*" indicates a leader task step.

SUPPORTING INDIVIDUAL TASKS

Task Number	Task Title
052-195-2000	Direct Construction of Fighting Positions in Field
052-195-3065	Direct Construction of Field Fortifications

SUPPORTING COLLECTIVE TASKS

Task Number	Task Title
05-2-7008	Prepare an Operation Order (OPORD) (Company/Platoon)
05-3-1241	Conduct Defensive Operations in Military Operations on Urbanized Terrain (MOULT)
05-4-1371	Provide Terrain Analysis Information

OPFOR TASKS AND STANDARDS

TASK: Surrender to the Capturing Unit on the Battlefield (5-OPFOR-0024)

CONDITION: The enemy has captured the opposing forces (OPFOR) element's soldiers, documents, and equipment sensitive to the OPFOR tactical operations.

STANDARD: The OPFOR soldiers retain or destroy documents and equipment. The OPFOR element surrenders documents and equipment of no tactical use to the enemy and attempts to conceal or destroy items of tactical value. The OPFOR element attempts escape and evasion. 1. Prevents the successful capture of documents and equipment. 2. Destroys documents and equipment. 3. Removes identifying markings from equipment. 4. Removes unit-identifying insignia. 5. Provides misleading information. 6. Plans an escape. 7. Delays movement to the nearest collection point. 8. Prevents safeguarding of enemy prisoners of war (EPWs) in order to cause embarrassment to the United States (US).

TASK: Conduct Air Attacks (5-OPFOR-0002)

CONDITION: The opposing forces (OPFOR) element in the rear area has forwarded the positions of the enemy support sites or the locations of moving elements. The OPFOR aircraft have been dispatched to attack enemy installations or convoys.

STANDARD: The OPFOR element attempts to delay, disrupt, or damage the enemy targets by air. 1. Locates the target (support sites or convoys). 2. Makes attack runs on the designated targets. 3. Inflicts heavy damage to the selected target. 4. Sustains no loss of aircraft. 5. Delays moving the force for more than one hour.

TASK: Conduct a Raid (5-OPFOR-0004)

CONDITION: The opposing forces (OPFOR) element has occupied an objective rally point and has orders to conduct a raid on a combat service support (CSS) base.

STANDARD: The OPFOR element infiltrates the enemy's base and destroys all of the targets. 1. Surprises the enemy forces. 2. Assaults the support base and accomplishes the assigned tasks. 3. Destroys the specified equipment and supplies. 4. Avoids being decisively engaged. 5. Withdraws all personnel from the objective areas within the time prescribed. 6. Obtains all priority intelligence requirements (PIR) from the raid site. 7. Sustains only light casualties from enemy fire.

TASK: Conduct Terrorist and Saboteur Attacks (5-OPFOR-0005)

CONDITION: The opposing forces (OPFOR) element dispatches small teams into the enemy's rear area to disrupt combat service support (CSS) operations.

STANDARD: The enemy sustains disrupted command and control (C2), destroyed equipment and supplies, and light casualties. 1. Locates rear support bases and C2 facilities. 2. Delays and disrupts CSS operations through probes. 3. Infiltrates CSS bases to conduct sabotage and terrorist activities. 4. Inflicts light casualties. 5. Destroys supplies and equipment.

TASK: Conduct an Attack (5-OPFOR-0008)

CONDITION: The enemy is conducting tactical operations. The opposing forces (OPFOR) element receives orders to attack the enemy, the area of occupation, or the main supply route (MSR) with smoke.

STANDARD: The OPFOR element disrupts the enemy's movement and smoke operations. 1. Determines the delivery method of the smoke attack. 2. Locates the target. 3. Delivers the smoke attack downwind. 4. Attacks the enemy with smoke, and surge attacks when the enemy responds to the smoke.

TASK: Conduct an Aerial Reconnaissance (5-OPFOR-0010)

CONDITION: The opposing forces (OPFOR) headquarters (HQ) element requires intelligence on the locations and identification of enemy elements. An aircraft is dispatched to take photographs and make a visual inspection of the enemy rear area.

STANDARD: The OPFOR element gathers photograph intelligence of the enemy. 1. Photographs the assigned sectors. 2. Makes quick visual checks where the ceiling is low. 3. Locates enemy positions in the area, particularly support and storage bases, and command and control (C2) facilities. 4. Sustains no loss of aircraft. 5. Reports priority intelligence requirements (PIR) and other information requirements to the OPFOR HQ.

TASK: Gather Intelligence (5-OPFOR-0011)

CONDITION: The opposing forces (OPFOR) small element, operating in the rear area, is planning attacks on enemy bases. Information is needed to complete the plans.

STANDARD: The OPFOR element infiltrates, gathers intelligence information, and submits its findings to the command. 1. Identifies all priority intelligence requirements (PIR) and other intelligence requirements. 2. Passes through any outpost, defensive wire, or warning devices undetected. 3. Moves to an observation point that offers cover and concealment and is clear enough to gather PIR and other intelligence requirements. 4. Gathers all PIR and other intelligence requirements. 5. Withdraws from the area undetected. 6. Reports all information to the OPFOR headquarters (HQ).

TASK: Disrupt Defensive Preparations (5-OPFOR-0018)

CONDITION: The opposing forces (OPFOR) element has located the enemy. Priority intelligence requirements (PIR) and other intelligence requirements obtained by OPFOR patrols indicate that the enemy elements are establishing defensive positions. The OPFOR element has automatic and antiarmor weapons and light mortars.

STANDARD: The OPFOR element disrupts and delays the enemy's defensive preparations. 1. Locates and penetrates the enemy's security system. 2. Forces the enemy to delay defensive preparations. 3. Disrupts the enemy's obstacle preparations.

TASK: Disrupt a Net Control Station (NCS) (5-OPFOR-0019)

CONDITION: The enemy has established a NCS. The opposing forces (OPFOR) element has radio and jamming equipment.

STANDARD: The OPFOR element attempts to disrupt an NCS. 1. Attempts to locate the radio frequency that the unit is operating on. 2. Attempts to enter the radio net. 3. Attempts to issue "bogus" orders to a unit on the net. 4. Jams the radio frequency and forces the unit to go to an alternate frequency.

TASK: Defeat Obstacles (5-OPFOR-0009)

CONDITION: The opposing forces (OPFOR) element encounters an obstacle that blocks the avenue of approach as it advances upon the enemy forces.

STANDARD: The OPFOR element bypasses or breaches the enemy obstacle. 1. Detects the obstacle before halting its main body. 2. Defeats the obstacle. a. Bypasses the obstacle without entering the engagement areas. b. Breaches the obstacle within 45 minutes and passes its entire force through the obstacle. 3. Does not incur degradation to the point that the mission must be discontinued.

TASK: Disrupt Construction of Vehicle Fighting Positions (5-OPFOR-0020)

CONDITION: The opposing forces (OPFOR) element has located the enemy. The priority intelligence requirements (PIR) and other intelligence obtained by OPFOR patrols indicate the enemy is constructing vehicle fighting positions within its defensive area. The OPFOR element has automatic and antiarmor weapons and light mortars.

STANDARD: The OPFOR element attempts to disrupt the enemy's efforts to establish vehicle fighting positions. 1. Locates the defensive area. 2. Surprises the main body. 3. Penetrates the defensive area with squad-size probes. 4. Inflicts casualties on the unit. 5. Destroys vehicles. 6. Disrupts the unit's preparations (prevents or delays beyond the unit's allotted time).

TASK: Disrupt an Engineer Reconnaissance (5-OPFOR-0022)

CONDITION: The enemy is conducting an engineer reconnaissance. The opposing forces (OPFOR) element is positioned along the enemy's route.

STANDARD: The OPFOR element disrupts an engineer reconnaissance. 1. Prevents the unit from meeting its specified time schedule. 2. Forces the unit to deviate from its specified route. 3. Prevents the unit from accomplishing its assigned engineer reconnaissance. 4. Surprises the unit conducting the reconnaissance.

TASK: Defend a Minefield (5-OPFOR-0023)

CONDITION: The enemy is conducting a minefield sweeping operation. The opposing forces (OPFOR) element has a minefield placed in the enemy's path. The minefield is under constant observation and fire.

STANDARD: The OPFOR element defends a minefield against an enemy element conducting a minefield sweeping operation. 1. Prevents the unit from detecting the obstacle. 2. Disrupts the minefield sweeping operation. 3. Prevents the unit from conducting the minefield sweeping operation, prevents the unit from moving all personnel through the breach or delays the completion of the minefield sweeping operation for more than 45 minutes.

TASK: Conduct an Ambush (5-OPFOR-0007)

CONDITION: The enemy is moving in a convoy. The opposing forces (OPFOR) element is positioned along the enemy's route.

STANDARD: The OPFOR element inflicts casualties on the enemy and causes vehicle and equipment damage. 1. Prepares an ambush site before the element arrives. 2. Surprises march element forces. 3. Inflicts heavy casualties within the designated kill zone. 4. Inflicts heavy damage to vehicles and equipment within the designated kill zone. 5. Delays the march element from reaching a specified destination for a specified period of time. 6. Withdraws on order. 7. Sustains no casualties. 8. Reports actions to superiors.

TASK: Maintain Contact (5-OPFOR-0003)

CONDITION: The opposing forces (OPFOR) element is engaged with enemy base defense forces. The enemy forces are withdrawing under pressure.

STANDARD: The OPFOR element maintains enemy contact while the enemy withdraws. 1. Engages the enemy forces decisively. 2. Advances the OPFOR as the enemy forces withdraw. 3. Inflicts heavy casualties. 4. Captures the members of the enemy force. 5. Captures documents and equipment. 6. Safeguards captured documents, equipment, and personnel.

TASK: Disrupt a Route Reconnaissance (5-OPFOR-0021)

CONDITION: The enemy is conducting a route reconnaissance. The opposing forces (OPFOR) element is positioned along the enemy's route.

STANDARD: The OPFOR element attempts to disrupt a squad/section conducting a route reconnaissance. 1. Prevents the unit from meeting its specified time schedule. 2. Forces the unit to deviate from its specified route. 3. Prevents the unit from reaching its assigned destination. 4. Surprises the squad/section. 5. Inflicts casualties on the unit.

TASK: Disrupt Enemy Movement and Operations Using Tactical Nuclear Weapons (5-OPFOR-0016)

CONDITION: The opposing forces (OPFOR) element has located the enemy. Priority intelligence requirements (PIR) and other intelligence requirements have been obtained by OPFOR patrols. Tactical nuclear weapons are employed against key locations in the rear area.

STANDARD: The OPFOR element disrupts enemy movement and operations. 1. Disrupts or delays the movement of the enemy's equipment and supplies to the forward areas. 2. Destroys enemy equipment and supplies. 3. Inflicts a high rate of nuclear casualties among the enemy forces. 4. Denies the enemy the use of specified areas. 5. Contaminates the enemy's equipment and supplies.

TASK: Disrupt Quartering Party Operations (5-OPFOR-0017)

CONDITION: The enemy is conducting quartering party operations. It has established an assembly area (AA) but has not moved in the main body.

STANDARD: The opposing forces (OPFOR) element attempts to disrupt quartering party operations and infiltrate the enemy's AA. 1. Locates the quartering party and the AA. 2. Surprises the main body. 3. Penetrates the AA with squad-size probes. 4. Inflicts personnel casualties and vehicle damage. 5. Disrupts the unit's preparations (prevents or delays beyond the unit's allotted time).

TASK: Disrupt Enemy Movement and Operations Using Persistent and Nonpersistent Chemical Weapons (5-OPFOR-0015)

CONDITION: The opposing forces (OPFOR) element has located the enemy. Priority intelligence requirements (PIR) and other intelligence requirements have been obtained by OPFOR patrols. The OPFOR units deliver chemical agents, by means of conventional artillery weapons or aircraft, along selected supply routes and key bases in the rear area.

STANDARD: The OPFOR element disrupts enemy movement and operations using persistent and nonpersistent chemical weapons. 1. Delivers chemical agents in low and densely wooded areas. 2. Delays the movement of enemy supplies and equipment to the forward areas. 3. Restricts the movement of the enemy units in the rear area. 4. Channels the movement of enemy units into predesignated ambush areas. 5. Contaminates enemy supplies and equipment. 6. Inflicts a high rate of casualties on enemy forces.

TASK: Disrupt Movement (5-OPFOR-0014)

CONDITION: The enemy is expected to move through the opposing forces (OPFOR) element's area of operations. The OPFOR element has received an operation order (OPORD) or fragmentary order (FRAGO) to disrupt enemy movement. The enemy has the capability to defend with direct fire and antiarmor weapons.

STANDARD: The OPFOR element delays enemy movement. 1. Delays the element. 2. Forces the element to deviate from its route. 3. Prevents the element from reaching its destination. 4. Surprises the element's main body.

TASK: Counter Passage of Lines (5-OPFOR-0012)

CONDITION: Enemy forces are in defensive positions, but they are expected to attempt passage-of-lines operations. The opposing forces (OPFOR) received orders to disrupt enemy passage-of-lines operations.

STANDARD: The OPFOR element delays or prevents enemy passage of lines. 1. Delays the passage. 2. Prevents the company from moving all personnel through the stationary unit. 3. Engages the main body of either the moving or the stationary unit.

TASK: Disrupt Assembly Area (AA) Activities (5-OPFOR-0013)

CONDITION: Intelligence reports indicate that platoon- and company-size enemy units are operating in the opposing forces (OPFOR) area of operations. Enemy units can defend from AAs with direct fire, antiarmor weapons, and indirect fire. The enemy has close air support (CAS) and nuclear, biological, and chemical (NBC) capabilities.

STANDARD: The OPFOR element locates and disrupts the enemy's AA activities. 1. Locates the element's AA. 2. Probes the AA with squad- or team-size elements. 3. Inflicts more than 5 percent casualties on the element. 4. Disrupts the element's preparations (prevents or delays beyond the element's allotted time).

TASK: Attack (5-OPFOR-0001)

CONDITION: The opposing forces (OPFOR) element has located the enemy. The priority intelligence requirements (PIR) and other intelligence requirements have been obtained by OPFOR patrols. The OPFOR element has automatic and antiarmor weapons and light mortars.

STANDARD: The OPFOR element attempts to seize the terrain, vehicles, or equipment. 1. Develops an attack plan. 2. Surprises the enemy unit's main body. 3. Initiates the attack using a scheme of maneuver that exploits the enemy's flanks, gaps, and weaknesses. 4. Uses covered and concealed routes to approach the enemy forces' flanks, gaps, or weakly held areas. 5. Employs indirect fire to support the attack. 6. Penetrates enemy defenses. 7. Destroys equipment and supplies. 8. Inflicts heavy casualties. 9. Isolates the combat service support (CSS) base by blocking reinforcements. 10. Forces enemy units to displace. 11. Avoids being fixed in one position. 12. Withdraws before the CSS base is reinforced with tactical combat forces.

TASK: Conduct Sniper Operations (5-OPFOR-0006)

CONDITION: The opposing forces (OPFOR) element has assigned snipers (regular or irregular elements) in the enemy's rear area along the main supply route (MSR) and near support sites.

STANDARD: The OPFOR element kills or wounds targets. 1. Sets up a well-concealed location. 2. Engages vehicle drivers or personnel on foot with short bursts of semiautomatic fire. 3. Kills or wounds selected targets. 4. Prevents the position from being discovered by enemy forces. 5. Evacuates the area without being spotted. 6. Reports all specified priority intelligence requirements (PIR) and other intelligence requirements to the OPFOR headquarters (HQ).

ELEMENT: Company Headquarters

TASK: Establish a Company Defensive Position (07-2-0414.05-T01A)
 (FM 7-10) (FM 24-19) (FM 24-35)
 (FM 24-35-1) (TC 24-20)

ITERATION: 1 2 3 4 5 M (Circle)
COMMANDER/LEADER ASSESSMENT: T P U (Circle)

CONDITIONS: The company has received an operation order (OPORD) or a fragmentary order (FRAGO) mission requiring the unit to provide its own security and defense. Digital units have performed functionality checks, and systems are operational. The opposing forces (OPFOR) elements consisting of as much as a motorized rifle company or airborne equivalent have been active in friendly rear areas. Some iterations of this task should be performed in MOPP4.

TASK STANDARDS: The company completes all preparations for the defense within the time specified by the OPORD. Digital units send and receive reports using frequency-modulated (FM) or digital means. The company is not surprised by the OPFOR, suffers no casualties from friendly fire, and repels the OPFOR attacks. The time required to perform this task is increased when conducting it in mission-oriented protection posture (MOPP) 4.

TASK STEPS AND PERFORMANCE MEASURES	GO	NO-GO
<p>NOTE: The platoons execute the following tasks: Establish Unit Defense, Defend the Unit's Position, Construct a Protective Obstacle, and Conduct Hasty Minefield Operations, when the company is performing this task.</p> <ul style="list-style-type: none"> * 1. The commander develops a defensive plan according to the OPORD or the FRAGO. <ul style="list-style-type: none"> a. Established sectors or boundaries for the subordinate elements. b. Assigned battle positions for the company elements. c. Designated the primary, alternate, and supplementary positions. d. Designated the engagement areas (EAs). e. Developed the fire support (FS) plan, including the target reference points (TRPs) forward, within, and to the rear of the defensive position. * 2. The commander conducts a leader's reconnaissance with key company leaders. <ul style="list-style-type: none"> a. Established local security. b. Confirmed or modified his plan. * 3. Leaders survey the terrain to finalize their defensive plans. <ul style="list-style-type: none"> a. Identified the covered and concealed routes to and between all positions. b. Identified all avenues of approach (AAs). c. Identified dead space. d. Requested indirect FS to cover the dead space and the likely AAs. <p>NOTE: Digital units request indirect FS using the Force XXI Battle Command Brigade and Below (FBCB2) System or FM means according to the unit's tactical standing operating procedure (TACSOP).</p> <ul style="list-style-type: none"> e. Identified locations for the company command post (CP), observation posts (OPs), the supply point, and the company casualty collection point. f. Identified potential landing zones (LZs) that the enemy could use for air assault. <ul style="list-style-type: none"> * 4. The commander designates unit positions or sectors. <ul style="list-style-type: none"> a. Concentrated fire on the most dangerous and most likely AAs. 		

TASK STEPS AND PERFORMANCE MEASURES	GO	NO-GO
<p>b. Selected positions with good fields of fire and observation of enemy ground and air forces.</p> <p>c. Provided cover and concealment.</p> <p>d. Permitted adequate dispersion laterally and in-depth.</p> <p>5. The company establishes unit security.</p> <p>a. Established the OPs and the air guards.</p> <p>b. Conducted patrols in areas that could not be observed.</p> <p>c. Emplaced early-warning devices.</p> <p>d. Conducted stand-to procedures according to the unit's standing operating procedure (SOP) or order.</p> <p>* 6. Leaders position key weapons and establish fields of fire.</p> <p>a. Oriented the units to provide all-around security.</p> <p>b. Ensured that the weapons covered the most dangerous AAs, EAs, or selected kill zones based on the defensive technique.</p> <p>c. Effected mutual support between elements.</p> <p>d. Ensured that the antiarmor weapons covered the likely armor AAs.</p> <p>e. Registered indirect fire and final protection fires (FPFs) on the most dangerous dismounted AAs, where possible.</p> <p>* 7. Leaders check the position for potential problems.</p> <p>a. Walked the positions and adjusted for fields of fire.</p> <p>b. Walked the terrain in front of the positions to determine if personnel accomplished their assigned tasks.</p> <p>* 8. Leaders coordinate with flank elements.</p> <p>a. Established responsibility for overlapping enemy AAs.</p> <p>b. Exchanged information on the OP locations, patrols, unit signals, and passage points.</p> <p>c. The commander coordinated a withdrawal plan.</p> <p>9. The company establishes communications, if available.</p> <p>a. Used wire as primary communications, if available.</p> <p>b. Ensured that the platoon or company CP had communication with the OPs, higher and subordinate leaders, adjacent units, and FS.</p> <p>c. Conducted periodic communications checks to ensure that all communications equipment was operational.</p> <p>d. Planned and provided for an alternate means of communications.</p> <p>10. The company emplaces minefields and obstacles.</p> <p>a. Requested and received clearance to lay protective minefields.</p> <p>b. Emplaced mines or obstacles according to the company's obstacle plan and recorded the minefield on the standard minefield form.</p> <p>c. Covered mines or obstacles by observation and direct and indirect fires.</p> <p>d. Reported the location of mines or obstacles to all elements, and forwarded the standard minefield record to the next higher command as soon as possible.</p> <p>11. The company defends against an enemy assault.</p> <p>a. Detected and reported enemy contact by the OPs.</p> <p>b. Withdrew the OPs on order or according to the company's SOP.</p> <p>c. Increased the intensity of defensive fires as the enemy elements closed to within range of each individual or weapons system.</p> <p>*12. The commander or forward observer (FO) defends against an enemy assault.</p>		

TASK STEPS AND PERFORMANCE MEASURES	GO	NO-GO
<p>a. Called for and engaged the attacking force with indirect fire according to the company's SOP.</p> <p>b. Requested FPF from the supporting indirect fire units as the enemy neared the final protective line (FPL).</p> <p>*13. The commander defends against an enemy assault.</p> <p>a. Initiated direct-fire engagement of the attacking force according to the unit's SOP.</p> <p>b. Executed the obstacle plan according to the battalion's OPORD or FRAGO.</p> <p>c. Increased the intensity of defensive fires as the enemy elements closed to within range of additional weapons.</p> <p>14. The company consolidates and reorganizes during lulls in the fighting.</p> <p>a. Executed platoon consolidation and reorganization.</p> <p>b. Treated and evacuated casualties.</p> <p>c. Transmitted the status report and requested replacement personnel.</p> <p>d. Requested resupply.</p> <p>e. Replaced damaged barriers and obstacles.</p> <p>f. Restored communication.</p> <p>g. Repositioned the OPs that were withdrawn during the engagement.</p> <p>h. Resumed security and patrolling activities.</p> <p>15. The company continues to defend.</p> <p>a. Forced the enemy to withdraw.</p> <p>b. Disengaged by order of higher headquarters (HQ).</p> <p>c. Ordered the reposition of platoons to alternate or supplementary positions as needed.</p>		

TASK PERFORMANCE / EVALUATION SUMMARY BLOCK							
ITERATION	1	2	3	4	5	M	TOTAL
TOTAL TASK STEPS EVALUATED							
TOTAL TASK STEPS "GO"							
TRAINING STATUS "GO"/"NO-GO"							

"*" indicates a leader task step.

SUPPORTING INDIVIDUAL TASKS

Task Number	Task Title
071-326-5704	Supervise Construction of a Fighting Position
121-030-3534	Report Casualties

SUPPORTING COLLECTIVE TASKS

Task Number	Task Title
05-2-0510	Direct Survivability Construction
05-2-0518	Control Construction of Survivability Positions
05-2-1380	Identify Terrain Information Requirements
05-3-0115.05-R01A	Emplace a Hasty Protective Row Minefield
05-3-0116	Remove a Hasty Protective Row Minefield
05-3-0230	Construct a Protective Obstacle

SUPPORTING COLLECTIVE TASKS

Task Number	Task Title
05-3-0303	Construct Wire Obstacles
05-3-0904.05-R01A	Establish Jobsite Security
05-3-1241	Conduct Defensive Operations in Military Operations on Urbanized Terrain (MOU)
05-4-0110.05-R01A	Mark a Minefield
05-6-0094	Plan Engineer Survivability Operations
19-1-2001	Coordinate Area Security Operations
19-1-2203	Direct Site Security Operations
19-3-2204.05-T01A	Employ Physical Security Measures
71-2-0332.05-T01A	Maintain Operations Security (OPSEC)

OPFOR TASKS AND STANDARDS

TASK: Surrender to the Capturing Unit on the Battlefield (5-OPFOR-0024)

CONDITION: The enemy has captured the opposing forces (OPFOR) element's soldiers, documents, and equipment sensitive to the OPFOR tactical operations.

STANDARD: The OPFOR soldiers retain or destroy documents and equipment. The OPFOR element surrenders documents and equipment of no tactical use to the enemy and attempts to conceal or destroy items of tactical value. The OPFOR element attempts escape and evasion. 1. Prevents the successful capture of documents and equipment. 2. Destroys documents and equipment. 3. Removes identifying markings from equipment. 4. Removes unit-identifying insignia. 5. Provides misleading information. 6. Plans an escape. 7. Delays movement to the nearest collection point. 8. Prevents safeguarding of enemy prisoners of war (EPWs) in order to cause embarrassment to the United States (US).

TASK: Disrupt a Route Reconnaissance (5-OPFOR-0021)

CONDITION: The enemy is conducting a route reconnaissance. The opposing forces (OPFOR) element is positioned along the enemy's route.

STANDARD: The OPFOR element attempts to disrupt a squad/section conducting a route reconnaissance. 1. Prevents the unit from meeting its specified time schedule. 2. Forces the unit to deviate from its specified route. 3. Prevents the unit from reaching its assigned destination. 4. Surprises the squad/section. 5. Inflicts casualties on the unit.

TASK: Conduct a Raid (5-OPFOR-0004)

CONDITION: The opposing forces (OPFOR) element has occupied an objective rally point and has orders to conduct a raid on a combat service support (CSS) base.

STANDARD: The OPFOR element infiltrates the enemy's base and destroys all of the targets. 1. Surprises the enemy forces. 2. Assaults the support base and accomplishes the assigned tasks. 3. Destroys the specified equipment and supplies. 4. Avoids being decisively engaged. 5. Withdraws all personnel from the objective areas within the time prescribed. 6. Obtains all priority intelligence requirements (PIR) from the raid site. 7. Sustains only light casualties from enemy fire.

TASK: Conduct an Aerial Reconnaissance (5-OPFOR-0010)

CONDITION: The opposing forces (OPFOR) headquarters (HQ) element requires intelligence on the locations and identification of enemy elements. An aircraft is dispatched to take photographs and make a visual inspection of the enemy rear area.

STANDARD: The OPFOR element gathers photograph intelligence of the enemy. 1. Photographs the assigned sectors. 2. Makes quick visual checks where the ceiling is low. 3. Locates enemy positions in the area, particularly support and storage bases, and command and control (C2) facilities. 4. Sustains no loss of aircraft. 5. Reports priority intelligence requirements (PIR) and other information requirements to the OPFOR HQ.

TASK: Defeat Obstacles (5-OPFOR-0009)

CONDITION: The opposing forces (OPFOR) element encounters an obstacle that blocks the avenue of approach as it advances upon the enemy forces.

STANDARD: The OPFOR element bypasses or breaches the enemy obstacle. 1. Detects the obstacle before halting its main body. 2. Defeats the obstacle. a. Bypasses the obstacle without entering the engagement areas. b. Breaches the obstacle within 45 minutes and passes its entire force through the obstacle. 3. Does not incur degradation to the point that the mission must be discontinued.

TASK: Conduct an Attack (5-OPFOR-0008)

CONDITION: The enemy is conducting tactical operations. The opposing forces (OPFOR) element receives orders to attack the enemy, the area of occupation, or the main supply route (MSR) with smoke.

STANDARD: The OPFOR element disrupts the enemy's movement and smoke operations. 1. Determines the delivery method of the smoke attack. 2. Locates the target. 3. Delivers the smoke attack downwind. 4. Attacks the enemy with smoke, and surge attacks when the enemy responds to the smoke.

TASK: Disrupt Construction of Vehicle Fighting Positions (5-OPFOR-0020)

CONDITION: The opposing forces (OPFOR) element has located the enemy. The priority intelligence requirements (PIR) and other intelligence obtained by OPFOR patrols indicate the enemy is constructing vehicle fighting positions within its defensive area. The OPFOR element has automatic and antiarmor weapons and light mortars.

STANDARD: The OPFOR element attempts to disrupt the enemy's efforts to establish vehicle fighting positions. 1. Locates the defensive area. 2. Surprises the main body. 3. Penetrates the defensive area with squad-size probes. 4. Inflicts casualties on the unit. 5. Destroys vehicles. 6. Disrupts the unit's preparations (prevents or delays beyond the unit's allotted time).

TASK: Disrupt an Engineer Reconnaissance (5-OPFOR-0022)

CONDITION: The enemy is conducting an engineer reconnaissance. The opposing forces (OPFOR) element is positioned along the enemy's route.

STANDARD: The OPFOR element disrupts an engineer reconnaissance. 1. Prevents the unit from meeting its specified time schedule. 2. Forces the unit to deviate from its specified route. 3. Prevents the unit from accomplishing its assigned engineer reconnaissance. 4. Surprises the unit conducting the reconnaissance.

TASK: Conduct Terrorist and Saboteur Attacks (5-OPFOR-0005)

CONDITION: The opposing forces (OPFOR) element dispatches small teams into the enemy's rear area to disrupt combat service support (CSS) operations.

STANDARD: The enemy sustains disrupted command and control (C2), destroyed equipment and supplies, and light casualties. 1. Locates rear support bases and C2 facilities. 2. Delays and disrupts CSS operations through probes. 3. Infiltrates CSS bases to conduct sabotage and terrorist activities. 4. Inflicts light casualties. 5. Destroys supplies and equipment.

TASK: Defend a Minefield (5-OPFOR-0023)

CONDITION: The enemy is conducting a minefield sweeping operation. The opposing forces (OPFOR) element has a minefield placed in the enemy's path. The minefield is under constant observation and fire.

STANDARD: The OPFOR element defends a minefield against an enemy element conducting a minefield sweeping operation. 1. Prevents the unit from detecting the obstacle. 2. Disrupts the minefield sweeping operation. 3. Prevents the unit from conducting the minefield sweeping operation, prevents the unit from moving all personnel through the breach or delays the completion of the minefield sweeping operation for more than 45 minutes.

TASK: Maintain Contact (5-OPFOR-0003)

CONDITION: The opposing forces (OPFOR) element is engaged with enemy base defense forces. The enemy forces are withdrawing under pressure.

STANDARD: The OPFOR element maintains enemy contact while the enemy withdraws. 1. Engages the enemy forces decisively. 2. Advances the OPFOR as the enemy forces withdraw. 3. Inflicts heavy casualties. 4. Captures the members of the enemy force. 5. Captures documents and equipment. 6. Safeguards captured documents, equipment, and personnel.

TASK: Conduct an Ambush (5-OPFOR-0007)

CONDITION: The enemy is moving in a convoy. The opposing forces (OPFOR) element is positioned along the enemy's route.

STANDARD: The OPFOR element inflicts casualties on the enemy and causes vehicle and equipment damage. 1. Prepares an ambush site before the element arrives. 2. Surprises march element forces. 3. Inflicts heavy casualties within the designated kill zone. 4. Inflicts heavy damage to vehicles and equipment within the designated kill zone. 5. Delays the march element from reaching a specified destination for a specified period of time. 6. Withdraws on order. 7. Sustains no casualties. 8. Reports actions to superiors.

TASK: Disrupt a Net Control Station (NCS) (5-OPFOR-0019)

CONDITION: The enemy has established a NCS. The opposing forces (OPFOR) element has radio and jamming equipment.

STANDARD: The OPFOR element attempts to disrupt an NCS. 1. Attempts to locate the radio frequency that the unit is operating on. 2. Attempts to enter the radio net. 3. Attempts to issue "bogus" orders to a unit on the net. 4. Jams the radio frequency and forces the unit to go to an alternate frequency.

TASK: Disrupt Defensive Preparations (5-OPFOR-0018)

CONDITION: The opposing forces (OPFOR) element has located the enemy. Priority intelligence requirements (PIR) and other intelligence requirements obtained by OPFOR patrols indicate that the enemy elements are establishing defensive positions. The OPFOR element has automatic and antiarmor weapons and light mortars.

STANDARD: The OPFOR element disrupts and delays the enemy's defensive preparations. 1. Locates and penetrates the enemy's security system. 2. Forces the enemy to delay defensive preparations. 3. Disrupts the enemy's obstacle preparations.

TASK: Disrupt Enemy Movement and Operations Using Tactical Nuclear Weapons (5-OPFOR-0016)

CONDITION: The opposing forces (OPFOR) element has located the enemy. Priority intelligence requirements (PIR) and other intelligence requirements have been obtained by OPFOR patrols. Tactical nuclear weapons are employed against key locations in the rear area.

STANDARD: The OPFOR element disrupts enemy movement and operations. 1. Disrupts or delays the movement of the enemy's equipment and supplies to the forward areas. 2. Destroys enemy equipment and supplies. 3. Inflicts a high rate of nuclear casualties among the enemy forces. 4. Denies the enemy the use of specified areas. 5. Contaminates the enemy's equipment and supplies.

TASK: Disrupt Quartering Party Operations (5-OPFOR-0017)

CONDITION: The enemy is conducting quartering party operations. It has established an assembly area (AA) but has not moved in the main body.

STANDARD: The opposing forces (OPFOR) element attempts to disrupt quartering party operations and infiltrate the enemy's AA. 1. Locates the quartering party and the AA. 2. Surprises the main body. 3. Penetrates the AA with squad-size probes. 4. Inflicts personnel casualties and vehicle damage. 5. Disrupts the unit's preparations (prevents or delays beyond the unit's allotted time).

TASK: Disrupt Enemy Movement and Operations Using Persistent and Nonpersistent Chemical Weapons (5-OPFOR-0015)

CONDITION: The opposing forces (OPFOR) element has located the enemy. Priority intelligence requirements (PIR) and other intelligence requirements have been obtained by OPFOR patrols. The OPFOR units deliver chemical agents, by means of conventional artillery weapons or aircraft, along selected supply routes and key bases in the rear area.

STANDARD: The OPFOR element disrupts enemy movement and operations using persistent and nonpersistent chemical weapons. 1. Delivers chemical agents in low and densely wooded areas. 2. Delays the movement of enemy supplies and equipment to the forward areas. 3. Restricts the movement of the enemy units in the rear area. 4. Channels the movement of enemy units into predesignated ambush areas. 5. Contaminates enemy supplies and equipment. 6. Inflicts a high rate of casualties on enemy forces.

TASK: Disrupt Movement (5-OPFOR-0014)

CONDITION: The enemy is expected to move through the opposing forces (OPFOR) element's area of operations. The OPFOR element has received an operation order (OPORD) or fragmentary order (FRAGO) to disrupt enemy movement. The enemy has the capability to defend with direct fire and antiarmor weapons.

STANDARD: The OPFOR element delays enemy movement. 1. Delays the element. 2. Forces the element to deviate from its route. 3. Prevents the element from reaching its destination. 4. Surprises the element's main body.

TASK: Counter Passage of Lines (5-OPFOR-0012)

CONDITION: Enemy forces are in defensive positions, but they are expected to attempt passage-of-lines operations. The opposing forces (OPFOR) received orders to disrupt enemy passage-of-lines operations.

STANDARD: The OPFOR element delays or prevents enemy passage of lines. 1. Delays the passage. 2. Prevents the company from moving all personnel through the stationary unit. 3. Engages the main body of either the moving or the stationary unit.

TASK: Disrupt Assembly Area (AA) Activities (5-OPFOR-0013)

CONDITION: Intelligence reports indicate that platoon- and company-size enemy units are operating in the opposing forces (OPFOR) area of operations. Enemy units can defend from AAs with direct fire, antiarmor weapons, and indirect fire. The enemy has close air support (CAS) and nuclear, biological, and chemical (NBC) capabilities.

STANDARD: The OPFOR element locates and disrupts the enemy's AA activities. 1. Locates the element's AA. 2. Probes the AA with squad- or team-size elements. 3. Inflicts more than 5 percent casualties on the element. 4. Disrupts the element's preparations (prevents or delays beyond the element's allotted time).

TASK: Attack (5-OPFOR-0001)

CONDITION: The opposing forces (OPFOR) element has located the enemy. The priority intelligence requirements (PIR) and other intelligence requirements have been obtained by OPFOR patrols. The OPFOR element has automatic and antiarmor weapons and light mortars.

STANDARD: The OPFOR element attempts to seize the terrain, vehicles, or equipment. 1. Develops an attack plan. 2. Surprises the enemy unit's main body. 3. Initiates the attack using a scheme of maneuver that exploits the enemy's flanks, gaps, and weaknesses. 4. Uses covered and concealed routes to approach the enemy forces' flanks, gaps, or weakly held areas. 5. Employs indirect fire to support the attack. 6. Penetrates enemy defenses. 7. Destroys equipment and supplies. 8. Inflicts heavy casualties. 9. Isolates the combat service support (CSS) base by blocking reinforcements. 10. Forces enemy units to displace. 11. Avoids being fixed in one position. 12. Withdraws before the CSS base is reinforced with tactical combat forces.

TASK: Conduct Sniper Operations (5-OPFOR-0006)

CONDITION: The opposing forces (OPFOR) element has assigned snipers (regular or irregular elements) in the enemy's rear area along the main supply route (MSR) and near support sites.

STANDARD: The OPFOR element kills or wounds targets. 1. Sets up a well-concealed location. 2. Engages vehicle drivers or personnel on foot with short bursts of semiautomatic fire. 3. Kills or wounds selected targets. 4. Prevents the position from being discovered by enemy forces. 5. Evacuates the area without being spotted. 6. Reports all specified priority intelligence requirements (PIR) and other intelligence requirements to the OPFOR headquarters (HQ).

TASK: Conduct Air Attacks (5-OPFOR-0002)

CONDITION: The opposing forces (OPFOR) element in the rear area has forwarded the positions of the enemy support sites or the locations of moving elements. The OPFOR aircraft have been dispatched to attack enemy installations or convoys.

STANDARD: The OPFOR element attempts to delay, disrupt, or damage the enemy targets by air. 1. Locates the target (support sites or convoys). 2. Makes attack runs on the designated targets. 3. Inflicts heavy damage to the selected target. 4. Sustains no loss of aircraft. 5. Delays moving the force for more than one hour.

ELEMENTS: Company Headquarters
 Two Float Bridge Platoon Headquarters
 Four Bridge Sections
 Two Bridge Support Sections
 Support Platoon Headquarters
 Maintenance and Equipment Section
 Two Site Support Sections
 Augment

TASK: React to Unexploded Ordnance (UXO) (09-2-0337.05-T01A)
 (FM 21-16)

ITERATION: 1 2 3 4 5 M (Circle)

COMMANDER/LEADER ASSESSMENT: T P U (Circle)

CONDITIONS: During combat operations, the unit encounters a UXO hazard. Some iterations of this task should be performed in MOPP4.

TASK STANDARDS: The element reacts to the UXO hazard while continuing the mission, without loss of personnel or equipment. The time required to perform this task is increased when conducting it in mission-oriented protection posture (MOPP) 4.

TASK STEPS AND PERFORMANCE MEASURES	GO	NO-GO
<ol style="list-style-type: none"> 1. The element recognizes the UXO hazard. <ol style="list-style-type: none"> a. Identified the UXO by type. b. Identified the UXO by subgroup. c. Observed all safety precautions. * 2. The element leader takes immediate action for the UXO hazard. <ol style="list-style-type: none"> a. Evacuated the area as appropriate. b. Determined the appropriate action. <ol style="list-style-type: none"> (1) Avoided the UXO hazard. (2) Instituted protective measures. * 3. The element leader designates the element to mark the area. <ol style="list-style-type: none"> a. Chose leaders to mark the area. b. Briefed leaders on the area to be marked. * 4. The element marks the UXO hazard. <ol style="list-style-type: none"> a. Marked all the logical approach routes. b. Ensured that the UXO was visible from all markers. * 5. The element reports the UXO hazard. <ol style="list-style-type: none"> a. Initiated the UXO spot report. b. Determined the priority based on the current situation. c. Forwarded the report to the next higher headquarters (HQ) by the fastest means available. 		

TASK PERFORMANCE / EVALUATION SUMMARY BLOCK							
ITERATION	1	2	3	4	5	M	TOTAL
TOTAL TASK STEPS EVALUATED							
TOTAL TASK STEPS "GO"							
TRAINING STATUS "GO"/"NO-GO"							

"*" indicates a leader task step.

SUPPORTING INDIVIDUAL TASKS

Task Number	Task Title
093-403-5010	Recognize Military Explosive Ordnance by Type
093-403-5020	Take Immediate Action Based on Confirmation of an Explosive Hazard
093-403-5030	Report Explosive Hazard

SUPPORTING COLLECTIVE TASKS

Task Number	Task Title
05-2-1218	Conduct Report Procedures

OPFOR TASKS AND STANDARDS

TASK: Disrupt a Route Reconnaissance (5-OPFOR-0021)

CONDITION: The enemy is conducting a route reconnaissance. The opposing forces (OPFOR) element is positioned along the enemy's route.

STANDARD: The OPFOR element attempts to disrupt a squad/section conducting a route reconnaissance. 1. Prevents the unit from meeting its specified time schedule. 2. Forces the unit to deviate from its specified route. 3. Prevents the unit from reaching its assigned destination. 4. Surprises the squad/section. 5. Inflicts casualties on the unit.

TASK: Conduct an Aerial Reconnaissance (5-OPFOR-0010)

CONDITION: The opposing forces (OPFOR) headquarters (HQ) element requires intelligence on the locations and identification of enemy elements. An aircraft is dispatched to take photographs and make a visual inspection of the enemy rear area.

STANDARD: The OPFOR element gathers photograph intelligence of the enemy. 1. Photographs the assigned sectors. 2. Makes quick visual checks where the ceiling is low. 3. Locates enemy positions in the area, particularly support and storage bases, and command and control (C2) facilities. 4. Sustains no loss of aircraft. 5. Reports priority intelligence requirements (PIR) and other information requirements to the OPFOR HQ.

TASK: Conduct a Raid (5-OPFOR-0004)

CONDITION: The opposing forces (OPFOR) element has occupied an objective rally point and has orders to conduct a raid on a combat service support (CSS) base.

STANDARD: The OPFOR element infiltrates the enemy's base and destroys all of the targets. 1. Surprises the enemy forces. 2. Assaults the support base and accomplishes the assigned tasks. 3. Destroys the specified equipment and supplies. 4. Avoids being decisively engaged. 5. Withdraws all personnel from the objective areas within the time prescribed. 6. Obtains all priority intelligence requirements (PIR) from the raid site. 7. Sustains only light casualties from enemy fire.

TASK: Defeat Obstacles (5-OPFOR-0009)

CONDITION: The opposing forces (OPFOR) element encounters an obstacle that blocks the avenue of approach as it advances upon the enemy forces.

STANDARD: The OPFOR element bypasses or breaches the enemy obstacle. 1. Detects the obstacle before halting its main body. 2. Defeats the obstacle. a. Bypasses the obstacle without entering the engagement areas. b. Breaches the obstacle within 45 minutes and passes its entire force through the obstacle. 3. Does not incur degradation to the point that the mission must be discontinued.

TASK: Conduct an Attack (5-OPFOR-0008)

CONDITION: The enemy is conducting tactical operations. The opposing forces (OPFOR) element receives orders to attack the enemy, the area of occupation, or the main supply route (MSR) with smoke.

STANDARD: The OPFOR element disrupts the enemy's movement and smoke operations. 1. Determines the delivery method of the smoke attack. 2. Locates the target. 3. Delivers the smoke attack downwind. 4. Attacks the enemy with smoke, and surge attacks when the enemy responds to the smoke.

TASK: Disrupt Construction of Vehicle Fighting Positions (5-OPFOR-0020)

CONDITION: The opposing forces (OPFOR) element has located the enemy. The priority intelligence requirements (PIR) and other intelligence obtained by OPFOR patrols indicate the enemy is constructing vehicle fighting positions within its defensive area. The OPFOR element has automatic and antiarmor weapons and light mortars.

STANDARD: The OPFOR element attempts to disrupt the enemy's efforts to establish vehicle fighting positions. 1. Locates the defensive area. 2. Surprises the main body. 3. Penetrates the defensive area with squad-size probes. 4. Inflicts casualties on the unit. 5. Destroys vehicles. 6. Disrupts the unit's preparations (prevents or delays beyond the unit's allotted time).

TASK: Disrupt an Engineer Reconnaissance (5-OPFOR-0022)

CONDITION: The enemy is conducting an engineer reconnaissance. The opposing forces (OPFOR) element is positioned along the enemy's route.

STANDARD: The OPFOR element disrupts an engineer reconnaissance. 1. Prevents the unit from meeting its specified time schedule. 2. Forces the unit to deviate from its specified route. 3. Prevents the unit from accomplishing its assigned engineer reconnaissance. 4. Surprises the unit conducting the reconnaissance.

TASK: Conduct Terrorist and Saboteur Attacks (5-OPFOR-0005)

CONDITION: The opposing forces (OPFOR) element dispatches small teams into the enemy's rear area to disrupt combat service support (CSS) operations.

STANDARD: The enemy sustains disrupted command and control (C2), destroyed equipment and supplies, and light casualties. 1. Locates rear support bases and C2 facilities. 2. Delays and disrupts CSS operations through probes. 3. Infiltrates CSS bases to conduct sabotage and terrorist activities. 4. Inflicts light casualties. 5. Destroys supplies and equipment.

TASK: Defend a Minefield (5-OPFOR-0023)

CONDITION: The enemy is conducting a minefield sweeping operation. The opposing forces (OPFOR) element has a minefield placed in the enemy's path. The minefield is under constant observation and fire.

STANDARD: The OPFOR element defends a minefield against an enemy element conducting a minefield sweeping operation. 1. Prevents the unit from detecting the obstacle. 2. Disrupts the minefield sweeping operation. 3. Prevents the unit from conducting the minefield sweeping operation, prevents the unit from moving all personnel through the breach or delays the completion of the minefield sweeping operation for more than 45 minutes.

TASK: Conduct an Ambush (5-OPFOR-0007)

CONDITION: The enemy is moving in a convoy. The opposing forces (OPFOR) element is positioned along the enemy's route.

STANDARD: The OPFOR element inflicts casualties on the enemy and causes vehicle and equipment damage. 1. Prepares an ambush site before the element arrives. 2. Surprises march element forces. 3. Inflicts heavy casualties within the designated kill zone. 4. Inflicts heavy damage to vehicles and equipment within the designated kill zone. 5. Delays the march element from reaching a specified destination for a specified period of time. 6. Withdraws on order. 7. Sustains no casualties. 8. Reports actions to superiors.

TASK: Maintain Contact (5-OPFOR-0003)

CONDITION: The opposing forces (OPFOR) element is engaged with enemy base defense forces. The enemy forces are withdrawing under pressure.

STANDARD: The OPFOR element maintains enemy contact while the enemy withdraws. 1. Engages the enemy forces decisively. 2. Advances the OPFOR as the enemy forces withdraw. 3. Inflicts heavy casualties. 4. Captures the members of the enemy force. 5. Captures documents and equipment. 6. Safeguards captured documents, equipment, and personnel.

TASK: Disrupt a Net Control Station (NCS) (5-OPFOR-0019)

CONDITION: The enemy has established a NCS. The opposing forces (OPFOR) element has radio and jamming equipment.

STANDARD: The OPFOR element attempts to disrupt an NCS. 1. Attempts to locate the radio frequency that the unit is operating on. 2. Attempts to enter the radio net. 3. Attempts to issue "bogus" orders to a unit on the net. 4. Jams the radio frequency and forces the unit to go to an alternate frequency.

TASK: Disrupt Defensive Preparations (5-OPFOR-0018)

CONDITION: The opposing forces (OPFOR) element has located the enemy. Priority intelligence requirements (PIR) and other intelligence requirements obtained by OPFOR patrols indicate that the enemy elements are establishing defensive positions. The OPFOR element has automatic and antiarmor weapons and light mortars.

STANDARD: The OPFOR element disrupts and delays the enemy's defensive preparations. 1. Locates and penetrates the enemy's security system. 2. Forces the enemy to delay defensive preparations. 3. Disrupts the enemy's obstacle preparations.

TASK: Disrupt Enemy Movement and Operations Using Tactical Nuclear Weapons (5-OPFOR-0016)

CONDITION: The opposing forces (OPFOR) element has located the enemy. Priority intelligence requirements (PIR) and other intelligence requirements have been obtained by OPFOR patrols. Tactical nuclear weapons are employed against key locations in the rear area.

STANDARD: The OPFOR element disrupts enemy movement and operations. 1. Disrupts or delays the movement of the enemy's equipment and supplies to the forward areas. 2. Destroys enemy equipment and supplies. 3. Inflicts a high rate of nuclear casualties among the enemy forces. 4. Denies the enemy the use of specified areas. 5. Contaminates the enemy's equipment and supplies.

TASK: Disrupt Quartering Party Operations (5-OPFOR-0017)

CONDITION: The enemy is conducting quartering party operations. It has established an assembly area (AA) but has not moved in the main body.

STANDARD: The opposing forces (OPFOR) element attempts to disrupt quartering party operations and infiltrate the enemy's AA. 1. Locates the quartering party and the AA. 2. Surprises the main body. 3. Penetrates the AA with squad-size probes. 4. Inflicts personnel casualties and vehicle damage. 5. Disrupts the unit's preparations (prevents or delays beyond the unit's allotted time).

TASK: Disrupt Enemy Movement and Operations Using Persistent and Nonpersistent Chemical Weapons (5-OPFOR-0015)

CONDITION: The opposing forces (OPFOR) element has located the enemy. Priority intelligence requirements (PIR) and other intelligence requirements have been obtained by OPFOR patrols. The OPFOR units deliver chemical agents, by means of conventional artillery weapons or aircraft, along selected supply routes and key bases in the rear area.

STANDARD: The OPFOR element disrupts enemy movement and operations using persistent and nonpersistent chemical weapons. 1. Delivers chemical agents in low and densely wooded areas. 2. Delays the movement of enemy supplies and equipment to the forward areas. 3. Restricts the movement of the enemy units in the rear area. 4. Channels the movement of enemy units into predesignated ambush areas. 5. Contaminates enemy supplies and equipment. 6. Inflicts a high rate of casualties on enemy forces.

TASK: Disrupt Movement (5-OPFOR-0014)

CONDITION: The enemy is expected to move through the opposing forces (OPFOR) element's area of operations. The OPFOR element has received an operation order (OPORD) or fragmentary order (FRAGO) to disrupt enemy movement. The enemy has the capability to defend with direct fire and antiarmor weapons.

STANDARD: The OPFOR element delays enemy movement. 1. Delays the element. 2. Forces the element to deviate from its route. 3. Prevents the element from reaching its destination. 4. Surprises the element's main body.

TASK: Counter Passage of Lines (5-OPFOR-0012)

CONDITION: Enemy forces are in defensive positions, but they are expected to attempt passage-of-lines operations. The opposing forces (OPFOR) received orders to disrupt enemy passage-of-lines operations.

STANDARD: The OPFOR element delays or prevents enemy passage of lines. 1. Delays the passage. 2. Prevents the company from moving all personnel through the stationary unit. 3. Engages the main body of either the moving or the stationary unit.

TASK: Disrupt Assembly Area (AA) Activities (5-OPFOR-0013)

CONDITION: Intelligence reports indicate that platoon- and company-size enemy units are operating in the opposing forces (OPFOR) area of operations. Enemy units can defend from AAs with direct fire, antiarmor weapons, and indirect fire. The enemy has close air support (CAS) and nuclear, biological, and chemical (NBC) capabilities.

STANDARD: The OPFOR element locates and disrupts the enemy's AA activities. 1. Locates the element's AA. 2. Probes the AA with squad- or team-size elements. 3. Inflicts more than 5 percent casualties on the element. 4. Disrupts the element's preparations (prevents or delays beyond the element's allotted time).

TASK: Attack (5-OPFOR-0001)

CONDITION: The opposing forces (OPFOR) element has located the enemy. The priority intelligence requirements (PIR) and other intelligence requirements have been obtained by OPFOR patrols. The OPFOR element has automatic and antiarmor weapons and light mortars.

STANDARD: The OPFOR element attempts to seize the terrain, vehicles, or equipment. 1. Develops an attack plan. 2. Surprises the enemy unit's main body. 3. Initiates the attack using a scheme of maneuver that exploits the enemy's flanks, gaps, and weaknesses. 4. Uses covered and concealed routes to approach the enemy forces' flanks, gaps, or weakly held areas. 5. Employs indirect fire to support the attack. 6. Penetrates enemy defenses. 7. Destroys equipment and supplies. 8. Inflicts heavy casualties. 9. Isolates the combat service support (CSS) base by blocking reinforcements. 10. Forces enemy units to displace. 11. Avoids being fixed in one position. 12. Withdraws before the CSS base is reinforced with tactical combat forces.

TASK: Surrender to the Capturing Unit on the Battlefield (5-OPFOR-0024)

CONDITION: The enemy has captured the opposing forces (OPFOR) element's soldiers, documents, and equipment sensitive to the OPFOR tactical operations.

STANDARD: The OPFOR soldiers retain or destroy documents and equipment. The OPFOR element surrenders documents and equipment of no tactical use to the enemy and attempts to conceal or destroy items of tactical value. The OPFOR element attempts escape and evasion. 1. Prevents the successful capture of documents and equipment. 2. Destroys documents and equipment. 3. Removes identifying markings from equipment. 4. Removes unit-identifying insignia. 5. Provides misleading information. 6. Plans an escape. 7. Delays movement to the nearest collection point. 8. Prevents safeguarding of enemy prisoners of war (EPWs) in order to cause embarrassment to the United States (US).

TASK: Conduct Air Attacks (5-OPFOR-0002)

CONDITION: The opposing forces (OPFOR) element in the rear area has forwarded the positions of the enemy support sites or the locations of moving elements. The OPFOR aircraft have been dispatched to attack enemy installations or convoys.

STANDARD: The OPFOR element attempts to delay, disrupt, or damage the enemy targets by air. 1. Locates the target (support sites or convoys). 2. Makes attack runs on the designated targets. 3. Inflicts heavy damage to the selected target. 4. Sustains no loss of aircraft. 5. Delays moving the force for more than one hour.

TASK: Conduct Sniper Operations (5-OPFOR-0006)

CONDITION: The opposing forces (OPFOR) element has assigned snipers (regular or irregular elements) in the enemy's rear area along the main supply route (MSR) and near support sites.

STANDARD: The OPFOR element kills or wounds targets. 1. Sets up a well-concealed location. 2. Engages vehicle drivers or personnel on foot with short bursts of semiautomatic fire. 3. Kills or wounds selected targets. 4. Prevents the position from being discovered by enemy forces. 5. Evacuates the area without being spotted. 6. Reports all specified priority intelligence requirements (PIR) and other intelligence requirements to the OPFOR headquarters (HQ).

- ELEMENTS:** Company
 Company Headquarters
 Two Float Bridge Platoon Headquarters
 Four Bridge Sections
 Two Bridge Support Sections
 Support Platoon Headquarters
 Maintenance and Equipment Section
 Two Site Support Sections
 Augment

TASK: Employ Physical Security Measures (19-3-2204.05-T01A)
 (FM 3-19.30) (FM 3-19.4)

ITERATION: 1 2 3 4 5 (Circle)

COMMANDER/LEADER ASSESSMENT: T P U (Circle)

CONDITIONS: An opposing forces (OPFOR) squad-size patrol attempts reconnaissance or intrusion into the command post (CP) perimeter. This task should not be trained in MOPP4.

TASK STANDARDS: The element maintains 24-hour security in its assigned sector and is not surprised by the OPFOR.

TASK STEPS AND PERFORMANCE MEASURES	GO	NO-GO
* 1. The element leader prepares a physical security plan. <ul style="list-style-type: none"> a. Controlled the entry of vehicles into the CP. b. Developed procedures for selecting and manning perimeter positions. c. Developed procedures for detecting and reporting OPFOR intrusion or observation of the CP perimeter. d. Controlled access to the element's defensive areas. e. Established communications links between observation posts (OPs) and the reaction force. f. Developed procedures for initial response to ground attacks. 2. The element operates a guard force. <ul style="list-style-type: none"> a. Established communications with the guard commander. b. Stopped unauthorized entry into restricted areas. c. Conducted random exterior patrols to find and neutralize OPFOR intruders before they breached the CP perimeter. 3. The element reacts to an OPFOR ground attack. <ul style="list-style-type: none"> a. Assumed preplanned positions. b. Denied intrusion into the CP perimeter. 		

TASK PERFORMANCE / EVALUATION SUMMARY BLOCK							
ITERATION	1	2	3	4	5		TOTAL
TOTAL TASK STEPS EVALUATED							
TOTAL TASK STEPS "GO"							
TRAINING STATUS "GO"/"NO-GO"							

"*" indicates a leader task step.

SUPPORTING INDIVIDUAL TASKS: NONE**SUPPORTING COLLECTIVE TASKS: NONE****OPFOR TASKS AND STANDARDS**

TASK: Disrupt a Route Reconnaissance (5-OPFOR-0021)

CONDITION: The enemy is conducting a route reconnaissance. The opposing forces (OPFOR) element is positioned along the enemy's route.

STANDARD: The OPFOR element attempts to disrupt a squad/section conducting a route reconnaissance. 1. Prevents the unit from meeting its specified time schedule. 2. Forces the unit to deviate from its specified route. 3. Prevents the unit from reaching its assigned destination. 4. Surprises the squad/section. 5. Inflicts casualties on the unit.

TASK: Conduct an Attack (5-OPFOR-0008)

CONDITION: The enemy is conducting tactical operations. The opposing forces (OPFOR) element receives orders to attack the enemy, the area of occupation, or the main supply route (MSR) with smoke.

STANDARD: The OPFOR element disrupts the enemy's movement and smoke operations. 1. Determines the delivery method of the smoke attack. 2. Locates the target. 3. Delivers the smoke attack downwind. 4. Attacks the enemy with smoke, and surge attacks when the enemy responds to the smoke.

TASK: Conduct a Raid (5-OPFOR-0004)

CONDITION: The opposing forces (OPFOR) element has occupied an objective rally point and has orders to conduct a raid on a combat service support (CSS) base.

STANDARD: The OPFOR element infiltrates the enemy's base and destroys all of the targets. 1. Surprises the enemy forces. 2. Assaults the support base and accomplishes the assigned tasks. 3. Destroys the specified equipment and supplies. 4. Avoids being decisively engaged. 5. Withdraws all personnel from the objective areas within the time prescribed. 6. Obtains all priority intelligence requirements (PIR) from the raid site. 7. Sustains only light casualties from enemy fire.

TASK: Conduct an Aerial Reconnaissance (5-OPFOR-0010)

CONDITION: The opposing forces (OPFOR) headquarters (HQ) element requires intelligence on the locations and identification of enemy elements. An aircraft is dispatched to take photographs and make a visual inspection of the enemy rear area.

STANDARD: The OPFOR element gathers photograph intelligence of the enemy. 1. Photographs the assigned sectors. 2. Makes quick visual checks where the ceiling is low. 3. Locates enemy positions in the area, particularly support and storage bases, and command and control (C2) facilities. 4. Sustains no loss of aircraft. 5. Reports priority intelligence requirements (PIR) and other information requirements to the OPFOR HQ.

TASK: Defeat Obstacles (5-OPFOR-0009)

CONDITION: The opposing forces (OPFOR) element encounters an obstacle that blocks the avenue of approach as it advances upon the enemy forces.

STANDARD: The OPFOR element bypasses or breaches the enemy obstacle. 1. Detects the obstacle before halting its main body. 2. Defeats the obstacle. a. Bypasses the obstacle without entering the engagement areas. b. Breaches the obstacle within 45 minutes and passes its entire force through the obstacle. 3. Does not incur degradation to the point that the mission must be discontinued.

TASK: Disrupt Construction of Vehicle Fighting Positions (5-OPFOR-0020)

CONDITION: The opposing forces (OPFOR) element has located the enemy. The priority intelligence requirements (PIR) and other intelligence obtained by OPFOR patrols indicate the enemy is constructing vehicle fighting positions within its defensive area. The OPFOR element has automatic and antiarmor weapons and light mortars.

STANDARD: The OPFOR element attempts to disrupt the enemy's efforts to establish vehicle fighting positions. 1. Locates the defensive area. 2. Surprises the main body. 3. Penetrates the defensive area with squad-size probes. 4. Inflicts casualties on the unit. 5. Destroys vehicles. 6. Disrupts the unit's preparations (prevents or delays beyond the unit's allotted time).

TASK: Disrupt an Engineer Reconnaissance (5-OPFOR-0022)

CONDITION: The enemy is conducting an engineer reconnaissance. The opposing forces (OPFOR) element is positioned along the enemy's route.

STANDARD: The OPFOR element disrupts an engineer reconnaissance. 1. Prevents the unit from meeting its specified time schedule. 2. Forces the unit to deviate from its specified route. 3. Prevents the unit from accomplishing its assigned engineer reconnaissance. 4. Surprises the unit conducting the reconnaissance.

TASK: Defend a Minefield (5-OPFOR-0023)

CONDITION: The enemy is conducting a minefield sweeping operation. The opposing forces (OPFOR) element has a minefield placed in the enemy's path. The minefield is under constant observation and fire.

STANDARD: The OPFOR element defends a minefield against an enemy element conducting a minefield sweeping operation. 1. Prevents the unit from detecting the obstacle. 2. Disrupts the minefield sweeping operation. 3. Prevents the unit from conducting the minefield sweeping operation, prevents the unit from moving all personnel through the breach or delays the completion of the minefield sweeping operation for more than 45 minutes.

TASK: Conduct Terrorist and Saboteur Attacks (5-OPFOR-0005)

CONDITION: The opposing forces (OPFOR) element dispatches small teams into the enemy's rear area to disrupt combat service support (CSS) operations.

STANDARD: The enemy sustains disrupted command and control (C2), destroyed equipment and supplies, and light casualties. 1. Locates rear support bases and C2 facilities. 2. Delays and disrupts CSS operations through probes. 3. Infiltrates CSS bases to conduct sabotage and terrorist activities. 4. Inflicts light casualties. 5. Destroys supplies and equipment.

TASK: Conduct Sniper Operations (5-OPFOR-0006)

CONDITION: The opposing forces (OPFOR) element has assigned snipers (regular or irregular elements) in the enemy's rear area along the main supply route (MSR) and near support sites.

STANDARD: The OPFOR element kills or wounds targets. 1. Sets up a well-concealed location. 2. Engages vehicle drivers or personnel on foot with short bursts of semiautomatic fire. 3. Kills or wounds selected targets. 4. Prevents the position from being discovered by enemy forces. 5. Evacuates the area without being spotted. 6. Reports all specified priority intelligence requirements (PIR) and other intelligence requirements to the OPFOR headquarters (HQ).

TASK: Maintain Contact (5-OPFOR-0003)

CONDITION: The opposing forces (OPFOR) element is engaged with enemy base defense forces. The enemy forces are withdrawing under pressure.

STANDARD: The OPFOR element maintains enemy contact while the enemy withdraws. 1. Engages the enemy forces decisively. 2. Advances the OPFOR as the enemy forces withdraw. 3. Inflicts heavy casualties. 4. Captures the members of the enemy force. 5. Captures documents and equipment. 6. Safeguards captured documents, equipment, and personnel.

TASK: Conduct an Ambush (5-OPFOR-0007)

CONDITION: The enemy is moving in a convoy. The opposing forces (OPFOR) element is positioned along the enemy's route.

STANDARD: The OPFOR element inflicts casualties on the enemy and causes vehicle and equipment damage. 1. Prepares an ambush site before the element arrives. 2. Surprises march element forces. 3. Inflicts heavy casualties within the designated kill zone. 4. Inflicts heavy damage to vehicles and equipment within the designated kill zone. 5. Delays the march element from reaching a specified destination for a specified period of time. 6. Withdraws on order. 7. Sustains no casualties. 8. Reports actions to superiors.

TASK: Surrender to the Capturing Unit on the Battlefield (5-OPFOR-0024)

CONDITION: The enemy has captured the opposing forces (OPFOR) element's soldiers, documents, and equipment sensitive to the OPFOR tactical operations.

STANDARD: The OPFOR soldiers retain or destroy documents and equipment. The OPFOR element surrenders documents and equipment of no tactical use to the enemy and attempts to conceal or destroy items of tactical value. The OPFOR element attempts escape and evasion. 1. Prevents the successful capture of documents and equipment. 2. Destroys documents and equipment. 3. Removes identifying markings from equipment. 4. Removes unit-identifying insignia. 5. Provides misleading information. 6. Plans an escape. 7. Delays movement to the nearest collection point. 8. Prevents safeguarding of enemy prisoners of war (EPWs) in order to cause embarrassment to the United States (US).

TASK: Disrupt a Net Control Station (NCS) (5-OPFOR-0019)

CONDITION: The enemy has established a NCS. The opposing forces (OPFOR) element has radio and jamming equipment.

STANDARD: The OPFOR element attempts to disrupt an NCS. 1. Attempts to locate the radio frequency that the unit is operating on. 2. Attempts to enter the radio net. 3. Attempts to issue "bogus" orders to a unit on the net. 4. Jams the radio frequency and forces the unit to go to an alternate frequency.

TASK: Disrupt Defensive Preparations (5-OPFOR-0018)

CONDITION: The opposing forces (OPFOR) element has located the enemy. Priority intelligence requirements (PIR) and other intelligence requirements obtained by OPFOR patrols indicate that the enemy elements are establishing defensive positions. The OPFOR element has automatic and antiarmor weapons and light mortars.

STANDARD: The OPFOR element disrupts and delays the enemy's defensive preparations. 1. Locates and penetrates the enemy's security system. 2. Forces the enemy to delay defensive preparations. 3. Disrupts the enemy's obstacle preparations.

TASK: Disrupt Enemy Movement and Operations Using Tactical Nuclear Weapons (5-OPFOR-0016)

CONDITION: The opposing forces (OPFOR) element has located the enemy. Priority intelligence requirements (PIR) and other intelligence requirements have been obtained by OPFOR patrols. Tactical nuclear weapons are employed against key locations in the rear area.

STANDARD: The OPFOR element disrupts enemy movement and operations. 1. Disrupts or delays the movement of the enemy's equipment and supplies to the forward areas. 2. Destroys enemy equipment and supplies. 3. Inflicts a high rate of nuclear casualties among the enemy forces. 4. Denies the enemy the use of specified areas. 5. Contaminates the enemy's equipment and supplies.

TASK: Disrupt Quartering Party Operations (5-OPFOR-0017)

CONDITION: The enemy is conducting quartering party operations. It has established an assembly area (AA) but has not moved in the main body.

STANDARD: The opposing forces (OPFOR) element attempts to disrupt quartering party operations and infiltrate the enemy's AA. 1. Locates the quartering party and the AA. 2. Surprises the main body. 3. Penetrates the AA with squad-size probes. 4. Inflicts personnel casualties and vehicle damage. 5. Disrupts the unit's preparations (prevents or delays beyond the unit's allotted time).

TASK: Disrupt Enemy Movement and Operations Using Persistent and Nonpersistent Chemical Weapons (5-OPFOR-0015)

CONDITION: The opposing forces (OPFOR) element has located the enemy. Priority intelligence requirements (PIR) and other intelligence requirements have been obtained by OPFOR patrols. The OPFOR units deliver chemical agents, by means of conventional artillery weapons or aircraft, along selected supply routes and key bases in the rear area.

STANDARD: The OPFOR element disrupts enemy movement and operations using persistent and nonpersistent chemical weapons. 1. Delivers chemical agents in low and densely wooded areas. 2. Delays the movement of enemy supplies and equipment to the forward areas. 3. Restricts the movement of the enemy units in the rear area. 4. Channels the movement of enemy units into predesignated ambush areas. 5. Contaminates enemy supplies and equipment. 6. Inflicts a high rate of casualties on enemy forces.

TASK: Disrupt Movement (5-OPFOR-0014)

CONDITION: The enemy is expected to move through the opposing forces (OPFOR) element's area of operations. The OPFOR element has received an operation order (OPORD) or fragmentary order (FRAGO) to disrupt enemy movement. The enemy has the capability to defend with direct fire and antiarmor weapons.

STANDARD: The OPFOR element delays enemy movement. 1. Delays the element. 2. Forces the element to deviate from its route. 3. Prevents the element from reaching its destination. 4. Surprises the element's main body.

TASK: Counter Passage of Lines (5-OPFOR-0012)

CONDITION: Enemy forces are in defensive positions, but they are expected to attempt passage-of-lines operations. The opposing forces (OPFOR) received orders to disrupt enemy passage-of-lines operations.

STANDARD: The OPFOR element delays or prevents enemy passage of lines. 1. Delays the passage. 2. Prevents the company from moving all personnel through the stationary unit. 3. Engages the main body of either the moving or the stationary unit.

TASK: Disrupt Assembly Area (AA) Activities (5-OPFOR-0013)

CONDITION: Intelligence reports indicate that platoon- and company-size enemy units are operating in the opposing forces (OPFOR) area of operations. Enemy units can defend from AAs with direct fire, antiarmor weapons, and indirect fire. The enemy has close air support (CAS) and nuclear, biological, and chemical (NBC) capabilities.

STANDARD: The OPFOR element locates and disrupts the enemy's AA activities. 1. Locates the element's AA. 2. Probes the AA with squad- or team-size elements. 3. Inflicts more than 5 percent casualties on the element. 4. Disrupts the element's preparations (prevents or delays beyond the element's allotted time).

TASK: Attack (5-OPFOR-0001)

CONDITION: The opposing forces (OPFOR) element has located the enemy. The priority intelligence requirements (PIR) and other intelligence requirements have been obtained by OPFOR patrols. The OPFOR element has automatic and antiarmor weapons and light mortars.

STANDARD: The OPFOR element attempts to seize the terrain, vehicles, or equipment. 1. Develops an attack plan. 2. Surprises the enemy unit's main body. 3. Initiates the attack using a scheme of maneuver that exploits the enemy's flanks, gaps, and weaknesses. 4. Uses covered and concealed routes to approach the enemy forces' flanks, gaps, or weakly held areas. 5. Employs indirect fire to support the attack. 6. Penetrates enemy defenses. 7. Destroys equipment and supplies. 8. Inflicts heavy casualties. 9. Isolates the combat service support (CSS) base by blocking reinforcements. 10. Forces enemy units to displace. 11. Avoids being fixed in one position. 12. Withdraws before the CSS base is reinforced with tactical combat forces.

TASK: Conduct Air Attacks (5-OPFOR-0002)

CONDITION: The opposing forces (OPFOR) element in the rear area has forwarded the positions of the enemy support sites or the locations of moving elements. The OPFOR aircraft have been dispatched to attack enemy installations or convoys.

STANDARD: The OPFOR element attempts to delay, disrupt, or damage the enemy targets by air. 1. Locates the target (support sites or convoys). 2. Makes attack runs on the designated targets. 3. Inflicts heavy damage to the selected target. 4. Sustains no loss of aircraft. 5. Delays moving the force for more than one hour.

- ELEMENTS:** Company
 Company Headquarters
 Two Float Bridge Platoon Headquarters
 Four Bridge Sections
 Two Bridge Support Sections
 Support Platoon Headquarters
 Maintenance and Equipment Section
 Two Site Support Sections
 Augment

TASK: Use Passive Air Defense Measures (44-1-C220.05-T01A)
 (FM 44-100) (FM 44-64) (FM 44-8)

ITERATION: 1 2 3 4 5 M (Circle)

COMMANDER/LEADER ASSESSMENT: T P U (Circle)

CONDITIONS: The element is in a tactical position. Hostile aerial platforms (rotary-wing, fixed-wing, and unmanned aerial vehicles [UAVs]) have been operating in the general area. The element's weapon control status (WCS) is WEAPONS HOLD. Some iterations of this task should be performed in MOPP4.

TASK STANDARDS: The opposing forces (OPFOR) element's aerial platforms (rotary-wing, fixed-wing, and UAVs) do not detect the unit. The time required to perform this task is increased when conducting it in mission-oriented protection posture (MOPP) 4 or blackout conditions.

TASK STEPS AND PERFORMANCE MEASURES	GO	NO-GO
<p>* 1. The element leader uses passive air defense measures in a tactical position.</p> <ul style="list-style-type: none"> a. Used all available resources (camouflage, cover, concealment, and dispersion) to hide personnel and equipment to limit vulnerability. <p>NOTE: Air situational awareness (SA) is achieved by the unit's monitoring the simplified handheld terminal units (SHTUs).</p> <ul style="list-style-type: none"> b. Covered or shaded any shiny items, particularly windshields and optics. c. Established and rehearsed the air attack alarms. d. Dispersed vehicles, tents, and supplies to reduce vulnerability to an air attack. e. Constructed field fortifications with organic equipment as necessary to protect personnel and vulnerable mission-essential equipment. f. Manned observation posts (OPs), daytime or nighttime, to provide warning of approaching aerial platforms (rotary-wing, fixed-wing, and UAVs). g. Established a listening watch on the air defense early-warning net, if the equipment was available and operational. <p>* 2. The element leader uses passive air defense measures in a convoy.</p> <ul style="list-style-type: none"> a. Ensured that all personnel received the convoy commander's briefing. b. Camouflaged vehicles and equipment before moving out. c. Selected a column interval based on instructions, the mission, and the terrain. d. Placed crew-served weapons throughout the convoy to cover the avenues of approach (front, rear, and flank). e. Assigned soldiers to air guard duties with specific search sectors covering 360 degrees. f. Identified threat aerial platforms (rotary-wing, fixed-wing, and UAVs) visually. 		

TASK STEPS AND PERFORMANCE MEASURES	GO	NO-GO
g. Reported all aircraft actions to the higher headquarters (HQ). h. Established and rehearsed the air attack alarms. 3. Element personnel use passive air defense measures when occupying or displacing a position. a. Maintained the vehicle interval specified in the movement order. b. Staggered vehicles to avoid linear patterns. c. Assigned air guards to the sectors of search that covered 360 degrees, and maintained the coverage until the convoy completed the movement. d. Identified threat aerial platforms (rotary-wing, fixed-wing, and UAVs) visually. e. Reported all aircraft actions to the higher HQ. f. Established the vehicle order of precedence.		

TASK PERFORMANCE / EVALUATION SUMMARY BLOCK							
ITERATION	1	2	3	4	5	M	TOTAL
TOTAL TASK STEPS EVALUATED							
TOTAL TASK STEPS "GO"							
TRAINING STATUS "GO"/"NO-GO"							

"*" indicates a leader task step.

SUPPORTING INDIVIDUAL TASKS: NONE

SUPPORTING COLLECTIVE TASKS: NONE

OPFOR TASKS AND STANDARDS

TASK: Surrender to the Capturing Unit on the Battlefield (5-OPFOR-0024)

CONDITION: The enemy has captured the opposing forces (OPFOR) element's soldiers, documents, and equipment sensitive to the OPFOR tactical operations.

STANDARD: The OPFOR soldiers retain or destroy documents and equipment. The OPFOR element surrenders documents and equipment of no tactical use to the enemy and attempts to conceal or destroy items of tactical value. The OPFOR element attempts escape and evasion. 1. Prevents the successful capture of documents and equipment. 2. Destroys documents and equipment. 3. Removes identifying markings from equipment. 4. Removes unit-identifying insignia. 5. Provides misleading information. 6. Plans an escape. 7. Delays movement to the nearest collection point. 8. Prevents safeguarding of enemy prisoners of war (EPWs) in order to cause embarrassment to the United States (US).

TASK: Disrupt a Route Reconnaissance (5-OPFOR-0021)

CONDITION: The enemy is conducting a route reconnaissance. The opposing forces (OPFOR) element is positioned along the enemy's route.

STANDARD: The OPFOR element attempts to disrupt a squad/section conducting a route reconnaissance. 1. Prevents the unit from meeting its specified time schedule. 2. Forces the unit to deviate from its specified route. 3. Prevents the unit from reaching its assigned destination. 4. Surprises the squad/section. 5. Inflicts casualties on the unit.

TASK: Conduct an Attack (5-OPFOR-0008)

CONDITION: The enemy is conducting tactical operations. The opposing forces (OPFOR) element receives orders to attack the enemy, the area of occupation, or the main supply route (MSR) with smoke.

STANDARD: The OPFOR element disrupts the enemy's movement and smoke operations. 1. Determines the delivery method of the smoke attack. 2. Locates the target. 3. Delivers the smoke attack downwind. 4. Attacks the enemy with smoke, and surge attacks when the enemy responds to the smoke.

TASK: Conduct a Raid (5-OPFOR-0004)

CONDITION: The opposing forces (OPFOR) element has occupied an objective rally point and has orders to conduct a raid on a combat service support (CSS) base.

STANDARD: The OPFOR element infiltrates the enemy's base and destroys all of the targets. 1. Surprises the enemy forces. 2. Assaults the support base and accomplishes the assigned tasks. 3. Destroys the specified equipment and supplies. 4. Avoids being decisively engaged. 5. Withdraws all personnel from the objective areas within the time prescribed. 6. Obtains all priority intelligence requirements (PIR) from the raid site. 7. Sustains only light casualties from enemy fire.

TASK: Conduct an Aerial Reconnaissance (5-OPFOR-0010)

CONDITION: The opposing forces (OPFOR) headquarters (HQ) element requires intelligence on the locations and identification of enemy elements. An aircraft is dispatched to take photographs and make a visual inspection of the enemy rear area.

STANDARD: The OPFOR element gathers photograph intelligence of the enemy. 1. Photographs the assigned sectors. 2. Makes quick visual checks where the ceiling is low. 3. Locates enemy positions in the area, particularly support and storage bases, and command and control (C2) facilities. 4. Sustains no loss of aircraft. 5. Reports priority intelligence requirements (PIR) and other information requirements to the OPFOR HQ.

TASK: Defeat Obstacles (5-OPFOR-0009)

CONDITION: The opposing forces (OPFOR) element encounters an obstacle that blocks the avenue of approach as it advances upon the enemy forces.

STANDARD: The OPFOR element bypasses or breaches the enemy obstacle. 1. Detects the obstacle before halting its main body. 2. Defeats the obstacle. a. Bypasses the obstacle without entering the engagement areas. b. Breaches the obstacle within 45 minutes and passes its entire force through the obstacle. 3. Does not incur degradation to the point that the mission must be discontinued.

TASK: Disrupt Construction of Vehicle Fighting Positions (5-OPFOR-0020)

CONDITION: The opposing forces (OPFOR) element has located the enemy. The priority intelligence requirements (PIR) and other intelligence obtained by OPFOR patrols indicate the enemy is constructing vehicle fighting positions within its defensive area. The OPFOR element has automatic and antiarmor weapons and light mortars.

STANDARD: The OPFOR element attempts to disrupt the enemy's efforts to establish vehicle fighting positions. 1. Locates the defensive area. 2. Surprises the main body. 3. Penetrates the defensive area with squad-size probes. 4. Inflicts casualties on the unit. 5. Destroys vehicles. 6. Disrupts the unit's preparations (prevents or delays beyond the unit's allotted time).

TASK: Disrupt an Engineer Reconnaissance (5-OPFOR-0022)

CONDITION: The enemy is conducting an engineer reconnaissance. The opposing forces (OPFOR) element is positioned along the enemy's route.

STANDARD: The OPFOR element disrupts an engineer reconnaissance. 1. Prevents the unit from meeting its specified time schedule. 2. Forces the unit to deviate from its specified route. 3. Prevents the unit from accomplishing its assigned engineer reconnaissance. 4. Surprises the unit conducting the reconnaissance.

TASK: Defend a Minefield (5-OPFOR-0023)

CONDITION: The enemy is conducting a minefield sweeping operation. The opposing forces (OPFOR) element has a minefield placed in the enemy's path. The minefield is under constant observation and fire.

STANDARD: The OPFOR element defends a minefield against an enemy element conducting a minefield sweeping operation. 1. Prevents the unit from detecting the obstacle. 2. Disrupts the minefield sweeping operation. 3. Prevents the unit from conducting the minefield sweeping operation, prevents the unit from moving all personnel through the breach or delays the completion of the minefield sweeping operation for more than 45 minutes.

TASK: Conduct Terrorist and Saboteur Attacks (5-OPFOR-0005)

CONDITION: The opposing forces (OPFOR) element dispatches small teams into the enemy's rear area to disrupt combat service support (CSS) operations.

STANDARD: The enemy sustains disrupted command and control (C2), destroyed equipment and supplies, and light casualties. 1. Locates rear support bases and C2 facilities. 2. Delays and disrupts CSS operations through probes. 3. Infiltrates CSS bases to conduct sabotage and terrorist activities. 4. Inflicts light casualties. 5. Destroys supplies and equipment.

TASK: Conduct Sniper Operations (5-OPFOR-0006)

CONDITION: The opposing forces (OPFOR) element has assigned snipers (regular or irregular elements) in the enemy's rear area along the main supply route (MSR) and near support sites.

STANDARD: The OPFOR element kills or wounds targets. 1. Sets up a well-concealed location. 2. Engages vehicle drivers or personnel on foot with short bursts of semiautomatic fire. 3. Kills or wounds selected targets. 4. Prevents the position from being discovered by enemy forces. 5. Evacuates the area without being spotted. 6. Reports all specified priority intelligence requirements (PIR) and other intelligence requirements to the OPFOR headquarters (HQ).

TASK: Maintain Contact (5-OPFOR-0003)

CONDITION: The opposing forces (OPFOR) element is engaged with enemy base defense forces. The enemy forces are withdrawing under pressure.

STANDARD: The OPFOR element maintains enemy contact while the enemy withdraws. 1. Engages the enemy forces decisively. 2. Advances the OPFOR as the enemy forces withdraw. 3. Inflicts heavy casualties. 4. Captures the members of the enemy force. 5. Captures documents and equipment. 6. Safeguards captured documents, equipment, and personnel.

TASK: Conduct an Ambush (5-OPFOR-0007)

CONDITION: The enemy is moving in a convoy. The opposing forces (OPFOR) element is positioned along the enemy's route.

STANDARD: The OPFOR element inflicts casualties on the enemy and causes vehicle and equipment damage. 1. Prepares an ambush site before the element arrives. 2. Surprises march element forces. 3. Inflicts heavy casualties within the designated kill zone. 4. Inflicts heavy damage to vehicles and equipment within the designated kill zone. 5. Delays the march element from reaching a specified destination for a specified period of time. 6. Withdraws on order. 7. Sustains no casualties. 8. Reports actions to superiors.

TASK: Disrupt a Net Control Station (NCS) (5-OPFOR-0019)

CONDITION: The enemy has established a NCS. The opposing forces (OPFOR) element has radio and jamming equipment.

STANDARD: The OPFOR element attempts to disrupt an NCS. 1. Attempts to locate the radio frequency that the unit is operating on. 2. Attempts to enter the radio net. 3. Attempts to issue "bogus" orders to a unit on the net. 4. Jams the radio frequency and forces the unit to go to an alternate frequency.

TASK: Disrupt Defensive Preparations (5-OPFOR-0018)

CONDITION: The opposing forces (OPFOR) element has located the enemy. Priority intelligence requirements (PIR) and other intelligence requirements obtained by OPFOR patrols indicate that the enemy elements are establishing defensive positions. The OPFOR element has automatic and antiarmor weapons and light mortars.

STANDARD: The OPFOR element disrupts and delays the enemy's defensive preparations. 1. Locates and penetrates the enemy's security system. 2. Forces the enemy to delay defensive preparations. 3. Disrupts the enemy's obstacle preparations.

TASK: Disrupt Enemy Movement and Operations Using Tactical Nuclear Weapons (5-OPFOR-0016)

CONDITION: The opposing forces (OPFOR) element has located the enemy. Priority intelligence requirements (PIR) and other intelligence requirements have been obtained by OPFOR patrols. Tactical nuclear weapons are employed against key locations in the rear area.

STANDARD: The OPFOR element disrupts enemy movement and operations. 1. Disrupts or delays the movement of the enemy's equipment and supplies to the forward areas. 2. Destroys enemy equipment and supplies. 3. Inflicts a high rate of nuclear casualties among the enemy forces. 4. Denies the enemy the use of specified areas. 5. Contaminates the enemy's equipment and supplies.

TASK: Disrupt Quartering Party Operations (5-OPFOR-0017)

CONDITION: The enemy is conducting quartering party operations. It has established an assembly area (AA) but has not moved in the main body.

STANDARD: The opposing forces (OPFOR) element attempts to disrupt quartering party operations and infiltrate the enemy's AA. 1. Locates the quartering party and the AA. 2. Surprises the main body. 3. Penetrates the AA with squad-size probes. 4. Inflicts personnel casualties and vehicle damage. 5. Disrupts the unit's preparations (prevents or delays beyond the unit's allotted time).

TASK: Disrupt Enemy Movement and Operations Using Persistent and Nonpersistent Chemical Weapons (5-OPFOR-0015)

CONDITION: The opposing forces (OPFOR) element has located the enemy. Priority intelligence requirements (PIR) and other intelligence requirements have been obtained by OPFOR patrols. The OPFOR units deliver chemical agents, by means of conventional artillery weapons or aircraft, along selected supply routes and key bases in the rear area.

STANDARD: The OPFOR element disrupts enemy movement and operations using persistent and nonpersistent chemical weapons. 1. Delivers chemical agents in low and densely wooded areas. 2. Delays the movement of enemy supplies and equipment to the forward areas. 3. Restricts the movement of the enemy units in the rear area. 4. Channels the movement of enemy units into predesignated ambush areas. 5. Contaminates enemy supplies and equipment. 6. Inflicts a high rate of casualties on enemy forces.

TASK: Disrupt Movement (5-OPFOR-0014)

CONDITION: The enemy is expected to move through the opposing forces (OPFOR) element's area of operations. The OPFOR element has received an operation order (OPORD) or fragmentary order (FRAGO) to disrupt enemy movement. The enemy has the capability to defend with direct fire and antiarmor weapons.

STANDARD: The OPFOR element delays enemy movement. 1. Delays the element. 2. Forces the element to deviate from its route. 3. Prevents the element from reaching its destination. 4. Surprises the element's main body.

TASK: Counter Passage of Lines (5-OPFOR-0012)

CONDITION: Enemy forces are in defensive positions, but they are expected to attempt passage-of-lines operations. The opposing forces (OPFOR) received orders to disrupt enemy passage-of-lines operations.

STANDARD: The OPFOR element delays or prevents enemy passage of lines. 1. Delays the passage. 2. Prevents the company from moving all personnel through the stationary unit. 3. Engages the main body of either the moving or the stationary unit.

TASK: Disrupt Assembly Area (AA) Activities (5-OPFOR-0013)

CONDITION: Intelligence reports indicate that platoon- and company-size enemy units are operating in the opposing forces (OPFOR) area of operations. Enemy units can defend from AAs with direct fire, antiarmor weapons, and indirect fire. The enemy has close air support (CAS) and nuclear, biological, and chemical (NBC) capabilities.

STANDARD: The OPFOR element locates and disrupts the enemy's AA activities. 1. Locates the element's AA. 2. Probes the AA with squad- or team-size elements. 3. Inflicts more than 5 percent casualties on the element. 4. Disrupts the element's preparations (prevents or delays beyond the element's allotted time).

TASK: Attack (5-OPFOR-0001)

CONDITION: The opposing forces (OPFOR) element has located the enemy. The priority intelligence requirements (PIR) and other intelligence requirements have been obtained by OPFOR patrols. The OPFOR element has automatic and antiarmor weapons and light mortars.

STANDARD: The OPFOR element attempts to seize the terrain, vehicles, or equipment. 1. Develops an attack plan. 2. Surprises the enemy unit's main body. 3. Initiates the attack using a scheme of maneuver that exploits the enemy's flanks, gaps, and weaknesses. 4. Uses covered and concealed routes to approach the enemy forces' flanks, gaps, or weakly held areas. 5. Employs indirect fire to support the attack. 6. Penetrates enemy defenses. 7. Destroys equipment and supplies. 8. Inflicts heavy casualties. 9. Isolates the combat service support (CSS) base by blocking reinforcements. 10. Forces enemy units to displace. 11. Avoids being fixed in one position. 12. Withdraws before the CSS base is reinforced with tactical combat forces.

TASK: Conduct Air Attacks (5-OPFOR-0002)

CONDITION: The opposing forces (OPFOR) element in the rear area has forwarded the positions of the enemy support sites or the locations of moving elements. The OPFOR aircraft have been dispatched to attack enemy installations or convoys.

STANDARD: The OPFOR element attempts to delay, disrupt, or damage the enemy targets by air. 1. Locates the target (support sites or convoys). 2. Makes attack runs on the designated targets. 3. Inflicts heavy damage to the selected target. 4. Sustains no loss of aircraft. 5. Delays moving the force for more than one hour.

ELEMENTS: Company
 Company Headquarters
 Two Float Bridge Platoon Headquarters
 Four Bridge Sections
 Two Bridge Support Sections
 Support Platoon Headquarters
 Maintenance and Equipment Section
 Two Site Support Sections
 Augment

TASK: Take Active Combined Arms Air Defense Measures Against Hostile Aerial Platforms (44-1-C221.05-T01A)

(FM 44-100)
 (FM 44-80)

(FM 44-64)

(FM 44-8)

ITERATION: 1 2 3 4 5 M (Circle)

COMMANDER/LEADER ASSESSMENT: T P U (Circle)

CONDITIONS: The element receives an early warning of aerial platforms (rotary-wing, fixed-wing, and unmanned aerial vehicles [UAVs]) in the area. Unit personnel detect unknown or hostile aerial platforms (rotary-wing, fixed-wing, and UAVs). The element is in a tactical position. The weapon control status (WCS) is WEAPONS TIGHT. Some iterations of this task should be performed in MOPP4.

TASK STANDARDS: The element destroys or forces attacking aerial platforms (rotary-wing, fixed-wing, and UAVs) away from friendly positions. The time required to perform this task is increased when conducting it in mission-oriented protection posture (MOPP) 4 or blackout conditions.

TASK STEPS AND PERFORMANCE MEASURES	GO	NO-GO
<p>* 1. Leaders direct combined arms air defense measures against the hostile aerial platforms not attacking a stationary unit.</p> <ul style="list-style-type: none"> a. Gave the air attack alarm. b. Organized the element to defensive positions. c. Ordered a search of the assigned sectors for aerial platforms. d. Identified and reported the presence of aerial platforms in the area and sent priority intelligence requirements (PIR) to the higher headquarters (HQ). <p>NOTE: When making the decision of whether or not to fire at nonattacking hostile aerial platforms with small arms, consider the assigned mission and the tactical situation. The element must positively and visually identify aerial platforms before engaging with small arms, unless the aircraft is committing a hostile act.</p> <p>DANGER: MUNITIONS CANNOT DISTINGUISH BETWEEN FRIEND AND FOE. REVIEW ALL AIRSPACE CONTROL MEASURES. PERFORM ALL PRECAUTIONARY MEASURES TO ENSURE THAT THE MUNITIONS YOU FIRE DO NOT CAUSE INJURY OR DEATH TO FRIENDLY FORCES OR DAMAGE TO ALLIED EQUIPMENT. EVEN COMPUTERIZED SYSTEMS REQUIRE CLOSE OBSERVATION.</p> <ul style="list-style-type: none"> e. Made the engagement decision. f. Engaged the element in attacking the aerial platforms with all available small arms, such as rifles and machine guns. <p>NOTE: Expect the firing signature from small arms to disclose the element's position.</p> <ul style="list-style-type: none"> g. Performed all precautionary measures to ensure that no fratricide occurred during the engagement. h. Directed soldiers to reload weapons following the engagement. 		

TASK STEPS AND PERFORMANCE MEASURES	GO	NO-GO																		
<p>i. Sent the PIR to the higher HQ.</p> <p>NOTES:</p> <ol style="list-style-type: none"> 1. Aim points for propeller-driven aircraft are the same as for helicopters. 2. Select the aim points in football field lengths: one football field equals about 91 meters. 3. Once the lead distance is estimated, the riflemen and machine gunners aim and fire their weapons at the aim point until the aircraft has flown past that point. Maintain the aim point, not the lead distance. The weapon should not move once the firing cycle starts. 4. Establish preselected aim points when the unit is in a static position. 5. Accuracy in relation to target hits is not necessary. Accuracy in relation to the aim point is necessary. Volume fire, a coordinated, high volume of fire that the aircraft has to fly through, will achieve the desired results. <p>TYPE OF AERIAL PLATFORMS COURSE AIM POINT</p> <table border="0"> <tr> <td>Jet/cruise missile</td> <td>Crossing</td> <td>Two football fields in front of aerial platform nose</td> </tr> <tr> <td>Jet/cruise missile</td> <td>Overhead</td> <td>Two football fields in front of aerial platform nose</td> </tr> <tr> <td>Jet/cruise missile</td> <td>Directly at you</td> <td>Slightly above aerial platform nose</td> </tr> <tr> <td>Helicopter/UAV</td> <td>Crossing</td> <td>One-half football field in front of aerial platform nose</td> </tr> <tr> <td>Helicopter/UAV</td> <td>Directly at you</td> <td>Slightly above helicopter/UAV body</td> </tr> <tr> <td>Helicopter/UAV</td> <td>Hovering</td> <td>Slightly above helicopter/UAV body</td> </tr> </table> <p>j. Evaluated the situation and moved the unit's position as directed by the unit commander.</p> <p>* 2. Leaders direct small-arms air defense measures against hostile aerial platforms not attacking a moving target.</p> <ol style="list-style-type: none"> a. Gave the air attack alarm. b. Dispersed vehicles laterally and in-depth or had the vehicle operators continue to move the unit. c. Moved vehicles to covered and concealed positions. All personnel not assigned crew-served weapons dismounted and prepared to engage the aircraft or increased dispersion. d. Engaged nonattacking aircraft only as directed. e. Identified threat aerial platforms visually. f. Reported all aerial platforms' actions to the higher HQ. g. Prepared the element to engage on orders of the senior leader. h. Engaged the element (when ordered to do so by the senior leader) in attacking the aerial platforms with all available small arms. i. Directed soldiers to reload weapons following the engagement. <p>* 3. Leaders direct combined arms air defense measures against aerial platforms attacking a stationary unit.</p> <ol style="list-style-type: none"> a. Gave the air attack alarm. b. Engaged all available personnel immediately in attacking the aerial platforms per the tactical standing operating procedure (TACSOP). c. Directed soldiers to reload weapons following the engagement. d. Ensured that soldiers assigned to observation posts (OPs) continued to scan their assigned sectors. e. Reported any aircraft action to higher HQ. f. Reported any casualties to higher HQ. g. Evaluated the situation and moved the element's position as directed by the tactical situation or the TACSOP. 	Jet/cruise missile	Crossing	Two football fields in front of aerial platform nose	Jet/cruise missile	Overhead	Two football fields in front of aerial platform nose	Jet/cruise missile	Directly at you	Slightly above aerial platform nose	Helicopter/UAV	Crossing	One-half football field in front of aerial platform nose	Helicopter/UAV	Directly at you	Slightly above helicopter/UAV body	Helicopter/UAV	Hovering	Slightly above helicopter/UAV body		
Jet/cruise missile	Crossing	Two football fields in front of aerial platform nose																		
Jet/cruise missile	Overhead	Two football fields in front of aerial platform nose																		
Jet/cruise missile	Directly at you	Slightly above aerial platform nose																		
Helicopter/UAV	Crossing	One-half football field in front of aerial platform nose																		
Helicopter/UAV	Directly at you	Slightly above helicopter/UAV body																		
Helicopter/UAV	Hovering	Slightly above helicopter/UAV body																		

TASK STEPS AND PERFORMANCE MEASURES	GO	NO-GO
* 4. The element leader or noncommissioned officers (NCOs) direct small-arms air defense measures during the convoy movement. <ul style="list-style-type: none"> a. Alerted vehicle commanders of an impending attack. b. Dispersed vehicles alternately to the shoulders of the road or off the road if possible. Turned to covered and concealed positions, if the terrain permitted. c. Maintained vehicle intervals or increased the interval or dispersion by using evasive driving techniques. d. Ordered the element to dismount and take up firing positions. e. Prepared personnel to fire on the orders of the senior individual present or automatically returned fire (per engagement procedures) if an aircraft was attacking. f. Identified aerial platforms. g. Engaged the element in attacking aerial platforms with all available small arms, such as rifles and machine guns. h. Directed soldiers to reload weapons following the engagement. i. Reported the attack and submitted the PIR to higher HQ. j. Reported any casualties to higher HQ. 		

TASK PERFORMANCE / EVALUATION SUMMARY BLOCK							
ITERATION	1	2	3	4	5	M	TOTAL
TOTAL TASK STEPS EVALUATED							
TOTAL TASK STEPS "GO"							
TRAINING STATUS "GO"/"NO-GO"							

"*" indicates a leader task step.

SUPPORTING INDIVIDUAL TASKS: NONE

SUPPORTING COLLECTIVE TASKS: NONE

OPFOR TASKS AND STANDARDS

TASK: Surrender to the Capturing Unit on the Battlefield (5-OPFOR-0024)

CONDITION: The enemy has captured the opposing forces (OPFOR) element's soldiers, documents, and equipment sensitive to the OPFOR tactical operations.

STANDARD: The OPFOR soldiers retain or destroy documents and equipment. The OPFOR element surrenders documents and equipment of no tactical use to the enemy and attempts to conceal or destroy items of tactical value. The OPFOR element attempts escape and evasion. 1. Prevents the successful capture of documents and equipment. 2. Destroys documents and equipment. 3. Removes identifying markings from equipment. 4. Removes unit-identifying insignia. 5. Provides misleading information. 6. Plans an escape. 7. Delays movement to the nearest collection point. 8. Prevents safeguarding of enemy prisoners of war (EPWs) in order to cause embarrassment to the United States (US).

TASK: Disrupt a Route Reconnaissance (5-OPFOR-0021)

CONDITION: The enemy is conducting a route reconnaissance. The opposing forces (OPFOR) element is positioned along the enemy's route.

STANDARD: The OPFOR element attempts to disrupt a squad/section conducting a route reconnaissance. 1. Prevents the unit from meeting its specified time schedule. 2. Forces the unit to deviate from its specified route. 3. Prevents the unit from reaching its assigned destination. 4. Surprises the squad/section. 5. Inflicts casualties on the unit.

TASK: Conduct an Attack (5-OPFOR-0008)

CONDITION: The enemy is conducting tactical operations. The opposing forces (OPFOR) element receives orders to attack the enemy, the area of occupation, or the main supply route (MSR) with smoke.

STANDARD: The OPFOR element disrupts the enemy's movement and smoke operations. 1. Determines the delivery method of the smoke attack. 2. Locates the target. 3. Delivers the smoke attack downwind. 4. Attacks the enemy with smoke, and surge attacks when the enemy responds to the smoke.

TASK: Conduct a Raid (5-OPFOR-0004)

CONDITION: The opposing forces (OPFOR) element has occupied an objective rally point and has orders to conduct a raid on a combat service support (CSS) base.

STANDARD: The OPFOR element infiltrates the enemy's base and destroys all of the targets. 1. Surprises the enemy forces. 2. Assaults the support base and accomplishes the assigned tasks. 3. Destroys the specified equipment and supplies. 4. Avoids being decisively engaged. 5. Withdraws all personnel from the objective areas within the time prescribed. 6. Obtains all priority intelligence requirements (PIR) from the raid site. 7. Sustains only light casualties from enemy fire.

TASK: Conduct an Aerial Reconnaissance (5-OPFOR-0010)

CONDITION: The opposing forces (OPFOR) headquarters (HQ) element requires intelligence on the locations and identification of enemy elements. An aircraft is dispatched to take photographs and make a visual inspection of the enemy rear area.

STANDARD: The OPFOR element gathers photograph intelligence of the enemy. 1. Photographs the assigned sectors. 2. Makes quick visual checks where the ceiling is low. 3. Locates enemy positions in the area, particularly support and storage bases, and command and control (C2) facilities. 4. Sustains no loss of aircraft. 5. Reports priority intelligence requirements (PIR) and other information requirements to the OPFOR HQ.

TASK: Defeat Obstacles (5-OPFOR-0009)

CONDITION: The opposing forces (OPFOR) element encounters an obstacle that blocks the avenue of approach as it advances upon the enemy forces.

STANDARD: The OPFOR element bypasses or breaches the enemy obstacle. 1. Detects the obstacle before halting its main body. 2. Defeats the obstacle. a. Bypasses the obstacle without entering the engagement areas. b. Breaches the obstacle within 45 minutes and passes its entire force through the obstacle. 3. Does not incur degradation to the point that the mission must be discontinued.

TASK: Disrupt Construction of Vehicle Fighting Positions (5-OPFOR-0020)

CONDITION: The opposing forces (OPFOR) element has located the enemy. The priority intelligence requirements (PIR) and other intelligence obtained by OPFOR patrols indicate the enemy is constructing vehicle fighting positions within its defensive area. The OPFOR element has automatic and antiarmor weapons and light mortars.

STANDARD: The OPFOR element attempts to disrupt the enemy's efforts to establish vehicle fighting positions. 1. Locates the defensive area. 2. Surprises the main body. 3. Penetrates the defensive area with squad-size probes. 4. Inflicts casualties on the unit. 5. Destroys vehicles. 6. Disrupts the unit's preparations (prevents or delays beyond the unit's allotted time).

TASK: Disrupt an Engineer Reconnaissance (5-OPFOR-0022)

CONDITION: The enemy is conducting an engineer reconnaissance. The opposing forces (OPFOR) element is positioned along the enemy's route.

STANDARD: The OPFOR element disrupts an engineer reconnaissance. 1. Prevents the unit from meeting its specified time schedule. 2. Forces the unit to deviate from its specified route. 3. Prevents the unit from accomplishing its assigned engineer reconnaissance. 4. Surprises the unit conducting the reconnaissance.

TASK: Defend a Minefield (5-OPFOR-0023)

CONDITION: The enemy is conducting a minefield sweeping operation. The opposing forces (OPFOR) element has a minefield placed in the enemy's path. The minefield is under constant observation and fire.

STANDARD: The OPFOR element defends a minefield against an enemy element conducting a minefield sweeping operation. 1. Prevents the unit from detecting the obstacle. 2. Disrupts the minefield sweeping operation. 3. Prevents the unit from conducting the minefield sweeping operation, prevents the unit from moving all personnel through the breach or delays the completion of the minefield sweeping operation for more than 45 minutes.

TASK: Conduct Terrorist and Saboteur Attacks (5-OPFOR-0005)

CONDITION: The opposing forces (OPFOR) element dispatches small teams into the enemy's rear area to disrupt combat service support (CSS) operations.

STANDARD: The enemy sustains disrupted command and control (C2), destroyed equipment and supplies, and light casualties. 1. Locates rear support bases and C2 facilities. 2. Delays and disrupts CSS operations through probes. 3. Infiltrates CSS bases to conduct sabotage and terrorist activities. 4. Inflicts light casualties. 5. Destroys supplies and equipment.

TASK: Conduct Sniper Operations (5-OPFOR-0006)

CONDITION: The opposing forces (OPFOR) element has assigned snipers (regular or irregular elements) in the enemy's rear area along the main supply route (MSR) and near support sites.

STANDARD: The OPFOR element kills or wounds targets. 1. Sets up a well-concealed location. 2. Engages vehicle drivers or personnel on foot with short bursts of semiautomatic fire. 3. Kills or wounds selected targets. 4. Prevents the position from being discovered by enemy forces. 5. Evacuates the area without being spotted. 6. Reports all specified priority intelligence requirements (PIR) and other intelligence requirements to the OPFOR headquarters (HQ).

TASK: Maintain Contact (5-OPFOR-0003)

CONDITION: The opposing forces (OPFOR) element is engaged with enemy base defense forces. The enemy forces are withdrawing under pressure.

STANDARD: The OPFOR element maintains enemy contact while the enemy withdraws. 1. Engages the enemy forces decisively. 2. Advances the OPFOR as the enemy forces withdraw. 3. Inflicts heavy casualties. 4. Captures the members of the enemy force. 5. Captures documents and equipment. 6. Safeguards captured documents, equipment, and personnel.

TASK: Conduct an Ambush (5-OPFOR-0007)

CONDITION: The enemy is moving in a convoy. The opposing forces (OPFOR) element is positioned along the enemy's route.

STANDARD: The OPFOR element inflicts casualties on the enemy and causes vehicle and equipment damage. 1. Prepares an ambush site before the element arrives. 2. Surprises march element forces. 3. Inflicts heavy casualties within the designated kill zone. 4. Inflicts heavy damage to vehicles and equipment within the designated kill zone. 5. Delays the march element from reaching a specified destination for a specified period of time. 6. Withdraws on order. 7. Sustains no casualties. 8. Reports actions to superiors.

TASK: Disrupt a Net Control Station (NCS) (5-OPFOR-0019)

CONDITION: The enemy has established a NCS. The opposing forces (OPFOR) element has radio and jamming equipment.

STANDARD: The OPFOR element attempts to disrupt an NCS. 1. Attempts to locate the radio frequency that the unit is operating on. 2. Attempts to enter the radio net. 3. Attempts to issue "bogus" orders to a unit on the net. 4. Jams the radio frequency and forces the unit to go to an alternate frequency.

TASK: Disrupt Defensive Preparations (5-OPFOR-0018)

CONDITION: The opposing forces (OPFOR) element has located the enemy. Priority intelligence requirements (PIR) and other intelligence requirements obtained by OPFOR patrols indicate that the enemy elements are establishing defensive positions. The OPFOR element has automatic and antiarmor weapons and light mortars.

STANDARD: The OPFOR element disrupts and delays the enemy's defensive preparations. 1. Locates and penetrates the enemy's security system. 2. Forces the enemy to delay defensive preparations. 3. Disrupts the enemy's obstacle preparations.

TASK: Disrupt Enemy Movement and Operations Using Tactical Nuclear Weapons (5-OPFOR-0016)

CONDITION: The opposing forces (OPFOR) element has located the enemy. Priority intelligence requirements (PIR) and other intelligence requirements have been obtained by OPFOR patrols. Tactical nuclear weapons are employed against key locations in the rear area.

STANDARD: The OPFOR element disrupts enemy movement and operations. 1. Disrupts or delays the movement of the enemy's equipment and supplies to the forward areas. 2. Destroys enemy equipment and supplies. 3. Inflicts a high rate of nuclear casualties among the enemy forces. 4. Denies the enemy the use of specified areas. 5. Contaminates the enemy's equipment and supplies.

TASK: Disrupt Quartering Party Operations (5-OPFOR-0017)

CONDITION: The enemy is conducting quartering party operations. It has established an assembly area (AA) but has not moved in the main body.

STANDARD: The opposing forces (OPFOR) element attempts to disrupt quartering party operations and infiltrate the enemy's AA. 1. Locates the quartering party and the AA. 2. Surprises the main body. 3. Penetrates the AA with squad-size probes. 4. Inflicts personnel casualties and vehicle damage. 5. Disrupts the unit's preparations (prevents or delays beyond the unit's allotted time).

TASK: Disrupt Enemy Movement and Operations Using Persistent and Nonpersistent Chemical Weapons (5-OPFOR-0015)

CONDITION: The opposing forces (OPFOR) element has located the enemy. Priority intelligence requirements (PIR) and other intelligence requirements have been obtained by OPFOR patrols. The OPFOR units deliver chemical agents, by means of conventional artillery weapons or aircraft, along selected supply routes and key bases in the rear area.

STANDARD: The OPFOR element disrupts enemy movement and operations using persistent and nonpersistent chemical weapons. 1. Delivers chemical agents in low and densely wooded areas. 2. Delays the movement of enemy supplies and equipment to the forward areas. 3. Restricts the movement of the enemy units in the rear area. 4. Channels the movement of enemy units into predesignated ambush areas. 5. Contaminates enemy supplies and equipment. 6. Inflicts a high rate of casualties on enemy forces.

TASK: Disrupt Movement (5-OPFOR-0014)

CONDITION: The enemy is expected to move through the opposing forces (OPFOR) element's area of operations. The OPFOR element has received an operation order (OPORD) or fragmentary order (FRAGO) to disrupt enemy movement. The enemy has the capability to defend with direct fire and antiarmor weapons.

STANDARD: The OPFOR element delays enemy movement. 1. Delays the element. 2. Forces the element to deviate from its route. 3. Prevents the element from reaching its destination. 4. Surprises the element's main body.

TASK: Counter Passage of Lines (5-OPFOR-0012)

CONDITION: Enemy forces are in defensive positions, but they are expected to attempt passage-of-lines operations. The opposing forces (OPFOR) received orders to disrupt enemy passage-of-lines operations.

STANDARD: The OPFOR element delays or prevents enemy passage of lines. 1. Delays the passage. 2. Prevents the company from moving all personnel through the stationary unit. 3. Engages the main body of either the moving or the stationary unit.

TASK: Disrupt Assembly Area (AA) Activities (5-OPFOR-0013)

CONDITION: Intelligence reports indicate that platoon- and company-size enemy units are operating in the opposing forces (OPFOR) area of operations. Enemy units can defend from AAs with direct fire, antiarmor weapons, and indirect fire. The enemy has close air support (CAS) and nuclear, biological, and chemical (NBC) capabilities.

STANDARD: The OPFOR element locates and disrupts the enemy's AA activities. 1. Locates the element's AA. 2. Probes the AA with squad- or team-size elements. 3. Inflicts more than 5 percent casualties on the element. 4. Disrupts the element's preparations (prevents or delays beyond the element's allotted time).

TASK: Attack (5-OPFOR-0001)

CONDITION: The opposing forces (OPFOR) element has located the enemy. The priority intelligence requirements (PIR) and other intelligence requirements have been obtained by OPFOR patrols. The OPFOR element has automatic and antiarmor weapons and light mortars.

STANDARD: The OPFOR element attempts to seize the terrain, vehicles, or equipment. 1. Develops an attack plan. 2. Surprises the enemy unit's main body. 3. Initiates the attack using a scheme of maneuver that exploits the enemy's flanks, gaps, and weaknesses. 4. Uses covered and concealed routes to approach the enemy forces' flanks, gaps, or weakly held areas. 5. Employs indirect fire to support the attack. 6. Penetrates enemy defenses. 7. Destroys equipment and supplies. 8. Inflicts heavy casualties. 9. Isolates the combat service support (CSS) base by blocking reinforcements. 10. Forces enemy units to displace. 11. Avoids being fixed in one position. 12. Withdraws before the CSS base is reinforced with tactical combat forces.

TASK: Conduct Air Attacks (5-OPFOR-0002)

CONDITION: The opposing forces (OPFOR) element in the rear area has forwarded the positions of the enemy support sites or the locations of moving elements. The OPFOR aircraft have been dispatched to attack enemy installations or convoys.

STANDARD: The OPFOR element attempts to delay, disrupt, or damage the enemy targets by air. 1. Locates the target (support sites or convoys). 2. Makes attack runs on the designated targets. 3. Inflicts heavy damage to the selected target. 4. Sustains no loss of aircraft. 5. Delays moving the force for more than one hour.

ELEMENTS: Company
 Company Headquarters
 Two Float Bridge Platoon Headquarters
 Four Bridge Sections
 Two Bridge Support Sections
 Support Platoon Headquarters
 Maintenance and Equipment Section
 Two Site Support Sections
 Augment

TASK: Perform Risk Management Procedures (71-2-0326.05-T01A)
 (AR 385-10) (FM 25-100) (FM 3-0)

ITERATION: 1 2 3 4 5 M (Circle)
COMMANDER/LEADER ASSESSMENT: T P U (Circle)

CONDITIONS: The element is deployed performing its combat mission. Some iterations of this task should be performed in MOPP4.

TASK STANDARDS: Leaders and soldiers are aware of potential safety problems when conducting the task. The element trains to standard and does not take shortcuts that endanger element members. All risks taken are necessary to accomplish the training objectives. Appropriate measures are taken to minimize risks. The time required to perform this task is increased when conducting it in mission-oriented protection posture (MOPP) 4.

TASK STEPS AND PERFORMANCE MEASURES	GO	NO-GO
<ul style="list-style-type: none"> * 1. The commander identifies the risk or safety hazards. <ul style="list-style-type: none"> a. Analyzed the operation plan (OPLAN), the fragmentary order (FRAGO), and the operation order (OPORD) for specified and implied missions (tasks). b. Integrated safety into every phase of the planning process. c. Assessed the risks before issuing a FRAGO when the mission or conditions changed. * 2. Leaders evaluate the risk or safety hazards identified in the operation. <ul style="list-style-type: none"> a. Compared the risk to the acceptable level of risk in the commander's intent, based on the stated training objective. b. Determined the likelihood of equipment and personnel losses from accidents. c. Described the operation in terms of high, medium, or low risk. d. Prepared courses of action (COAs) that minimized accidental losses. * 3. The commander (or leaders) eliminates or reduces the risk or safety hazards. <ul style="list-style-type: none"> a. Chose a COA that maximized the operation and minimized the risk. b. Developed procedures that reduced the risk or safety hazards. c. Prescribed the safety or protective equipment. d. Briefed the elements before all operations. 4. The element carries out the safety procedures. <ul style="list-style-type: none"> a. Received safety briefings before all operations. b. Practiced the safety procedures during all mission rehearsals. c. Made on-the-spot safety corrections. 		
<p>NOTES:</p> <ul style="list-style-type: none"> 1. Safety is a part of realism--and realism includes building safety into the training so 		

TASK STEPS AND PERFORMANCE MEASURES	GO	NO-GO
that safe practices, which eliminate accidents, become second nature during war (refer to Field Manual [FM] 25-100). 2. FM 3-0 emphasizes the need for boldness and that commanders must take "risks and tenaciously press soldiers and systems" as an imperative of the Air Land Battle. However, such an imperative is founded on the premise that protecting the force to the maximum extent possible ensures winning the battle. Formally, risk is an expression of possible loss over a specific period of time or number of operational cycles as defined by the Center for Army Safety.		

TASK PERFORMANCE / EVALUATION SUMMARY BLOCK							
ITERATION	1	2	3	4	5	M	TOTAL
TOTAL TASK STEPS EVALUATED							
TOTAL TASK STEPS "GO"							
TRAINING STATUS "GO"/"NO-GO"							

"*" indicates a leader task step.

SUPPORTING INDIVIDUAL TASKS: NONE

SUPPORTING COLLECTIVE TASKS: NONE

OPFOR TASKS AND STANDARDS

TASK: Surrender to the Capturing Unit on the Battlefield (5-OPFOR-0024)

CONDITION: The enemy has captured the opposing forces (OPFOR) element's soldiers, documents, and equipment sensitive to the OPFOR tactical operations.

STANDARD: The OPFOR soldiers retain or destroy documents and equipment. The OPFOR element surrenders documents and equipment of no tactical use to the enemy and attempts to conceal or destroy items of tactical value. The OPFOR element attempts escape and evasion. 1. Prevents the successful capture of documents and equipment. 2. Destroys documents and equipment. 3. Removes identifying markings from equipment. 4. Removes unit-identifying insignia. 5. Provides misleading information. 6. Plans an escape. 7. Delays movement to the nearest collection point. 8. Prevents safeguarding of enemy prisoners of war (EPWs) in order to cause embarrassment to the United States (US).

TASK: Disrupt a Route Reconnaissance (5-OPFOR-0021)

CONDITION: The enemy is conducting a route reconnaissance. The opposing forces (OPFOR) element is positioned along the enemy's route.

STANDARD: The OPFOR element attempts to disrupt a squad/section conducting a route reconnaissance. 1. Prevents the unit from meeting its specified time schedule. 2. Forces the unit to deviate from its specified route. 3. Prevents the unit from reaching its assigned destination. 4. Surprises the squad/section. 5. Inflicts casualties on the unit.

TASK: Conduct an Attack (5-OPFOR-0008)

CONDITION: The enemy is conducting tactical operations. The opposing forces (OPFOR) element receives orders to attack the enemy, the area of occupation, or the main supply route (MSR) with smoke.

STANDARD: The OPFOR element disrupts the enemy's movement and smoke operations. 1. Determines the delivery method of the smoke attack. 2. Locates the target. 3. Delivers the smoke attack downwind. 4. Attacks the enemy with smoke, and surge attacks when the enemy responds to the smoke.

TASK: Conduct a Raid (5-OPFOR-0004)

CONDITION: The opposing forces (OPFOR) element has occupied an objective rally point and has orders to conduct a raid on a combat service support (CSS) base.

STANDARD: The OPFOR element infiltrates the enemy's base and destroys all of the targets. 1. Surprises the enemy forces. 2. Assaults the support base and accomplishes the assigned tasks. 3. Destroys the specified equipment and supplies. 4. Avoids being decisively engaged. 5. Withdraws all personnel from the objective areas within the time prescribed. 6. Obtains all priority intelligence requirements (PIR) from the raid site. 7. Sustains only light casualties from enemy fire.

TASK: Conduct an Aerial Reconnaissance (5-OPFOR-0010)

CONDITION: The opposing forces (OPFOR) headquarters (HQ) element requires intelligence on the locations and identification of enemy elements. An aircraft is dispatched to take photographs and make a visual inspection of the enemy rear area.

STANDARD: The OPFOR element gathers photograph intelligence of the enemy. 1. Photographs the assigned sectors. 2. Makes quick visual checks where the ceiling is low. 3. Locates enemy positions in the area, particularly support and storage bases, and command and control (C2) facilities. 4. Sustains no loss of aircraft. 5. Reports priority intelligence requirements (PIR) and other information requirements to the OPFOR HQ.

TASK: Defeat Obstacles (5-OPFOR-0009)

CONDITION: The opposing forces (OPFOR) element encounters an obstacle that blocks the avenue of approach as it advances upon the enemy forces.

STANDARD: The OPFOR element bypasses or breaches the enemy obstacle. 1. Detects the obstacle before halting its main body. 2. Defeats the obstacle. a. Bypasses the obstacle without entering the engagement areas. b. Breaches the obstacle within 45 minutes and passes its entire force through the obstacle. 3. Does not incur degradation to the point that the mission must be discontinued.

TASK: Disrupt Construction of Vehicle Fighting Positions (5-OPFOR-0020)

CONDITION: The opposing forces (OPFOR) element has located the enemy. The priority intelligence requirements (PIR) and other intelligence obtained by OPFOR patrols indicate the enemy is constructing vehicle fighting positions within its defensive area. The OPFOR element has automatic and antiarmor weapons and light mortars.

STANDARD: The OPFOR element attempts to disrupt the enemy's efforts to establish vehicle fighting positions. 1. Locates the defensive area. 2. Surprises the main body. 3. Penetrates the defensive area with squad-size probes. 4. Inflicts casualties on the unit. 5. Destroys vehicles. 6. Disrupts the unit's preparations (prevents or delays beyond the unit's allotted time).

TASK: Disrupt an Engineer Reconnaissance (5-OPFOR-0022)

CONDITION: The enemy is conducting an engineer reconnaissance. The opposing forces (OPFOR) element is positioned along the enemy's route.

STANDARD: The OPFOR element disrupts an engineer reconnaissance. 1. Prevents the unit from meeting its specified time schedule. 2. Forces the unit to deviate from its specified route. 3. Prevents the unit from accomplishing its assigned engineer reconnaissance. 4. Surprises the unit conducting the reconnaissance.

TASK: Defend a Minefield (5-OPFOR-0023)

CONDITION: The enemy is conducting a minefield sweeping operation. The opposing forces (OPFOR) element has a minefield placed in the enemy's path. The minefield is under constant observation and fire.

STANDARD: The OPFOR element defends a minefield against an enemy element conducting a minefield sweeping operation. 1. Prevents the unit from detecting the obstacle. 2. Disrupts the minefield sweeping operation. 3. Prevents the unit from conducting the minefield sweeping operation, prevents the unit from moving all personnel through the breach or delays the completion of the minefield sweeping operation for more than 45 minutes.

TASK: Conduct Terrorist and Saboteur Attacks (5-OPFOR-0005)

CONDITION: The opposing forces (OPFOR) element dispatches small teams into the enemy's rear area to disrupt combat service support (CSS) operations.

STANDARD: The enemy sustains disrupted command and control (C2), destroyed equipment and supplies, and light casualties. 1. Locates rear support bases and C2 facilities. 2. Delays and disrupts CSS operations through probes. 3. Infiltrates CSS bases to conduct sabotage and terrorist activities. 4. Inflicts light casualties. 5. Destroys supplies and equipment.

TASK: Conduct Sniper Operations (5-OPFOR-0006)

CONDITION: The opposing forces (OPFOR) element has assigned snipers (regular or irregular elements) in the enemy's rear area along the main supply route (MSR) and near support sites.

STANDARD: The OPFOR element kills or wounds targets. 1. Sets up a well-concealed location. 2. Engages vehicle drivers or personnel on foot with short bursts of semiautomatic fire. 3. Kills or wounds selected targets. 4. Prevents the position from being discovered by enemy forces. 5. Evacuates the area without being spotted. 6. Reports all specified priority intelligence requirements (PIR) and other intelligence requirements to the OPFOR headquarters (HQ).

TASK: Maintain Contact (5-OPFOR-0003)

CONDITION: The opposing forces (OPFOR) element is engaged with enemy base defense forces. The enemy forces are withdrawing under pressure.

STANDARD: The OPFOR element maintains enemy contact while the enemy withdraws. 1. Engages the enemy forces decisively. 2. Advances the OPFOR as the enemy forces withdraw. 3. Inflicts heavy casualties. 4. Captures the members of the enemy force. 5. Captures documents and equipment. 6. Safeguards captured documents, equipment, and personnel.

TASK: Conduct an Ambush (5-OPFOR-0007)

CONDITION: The enemy is moving in a convoy. The opposing forces (OPFOR) element is positioned along the enemy's route.

STANDARD: The OPFOR element inflicts casualties on the enemy and causes vehicle and equipment damage. 1. Prepares an ambush site before the element arrives. 2. Surprises march element forces. 3. Inflicts heavy casualties within the designated kill zone. 4. Inflicts heavy damage to vehicles and equipment within the designated kill zone. 5. Delays the march element from reaching a specified destination for a specified period of time. 6. Withdraws on order. 7. Sustains no casualties. 8. Reports actions to superiors.

TASK: Disrupt a Net Control Station (NCS) (5-OPFOR-0019)

CONDITION: The enemy has established a NCS. The opposing forces (OPFOR) element has radio and jamming equipment.

STANDARD: The OPFOR element attempts to disrupt an NCS. 1. Attempts to locate the radio frequency that the unit is operating on. 2. Attempts to enter the radio net. 3. Attempts to issue "bogus" orders to a unit on the net. 4. Jams the radio frequency and forces the unit to go to an alternate frequency.

TASK: Disrupt Defensive Preparations (5-OPFOR-0018)

CONDITION: The opposing forces (OPFOR) element has located the enemy. Priority intelligence requirements (PIR) and other intelligence requirements obtained by OPFOR patrols indicate that the enemy elements are establishing defensive positions. The OPFOR element has automatic and antiarmor weapons and light mortars.

STANDARD: The OPFOR element disrupts and delays the enemy's defensive preparations. 1. Locates and penetrates the enemy's security system. 2. Forces the enemy to delay defensive preparations. 3. Disrupts the enemy's obstacle preparations.

TASK: Disrupt Enemy Movement and Operations Using Tactical Nuclear Weapons (5-OPFOR-0016)

CONDITION: The opposing forces (OPFOR) element has located the enemy. Priority intelligence requirements (PIR) and other intelligence requirements have been obtained by OPFOR patrols. Tactical nuclear weapons are employed against key locations in the rear area.

STANDARD: The OPFOR element disrupts enemy movement and operations. 1. Disrupts or delays the movement of the enemy's equipment and supplies to the forward areas. 2. Destroys enemy equipment and supplies. 3. Inflicts a high rate of nuclear casualties among the enemy forces. 4. Denies the enemy the use of specified areas. 5. Contaminates the enemy's equipment and supplies.

TASK: Disrupt Quartering Party Operations (5-OPFOR-0017)

CONDITION: The enemy is conducting quartering party operations. It has established an assembly area (AA) but has not moved in the main body.

STANDARD: The opposing forces (OPFOR) element attempts to disrupt quartering party operations and infiltrate the enemy's AA. 1. Locates the quartering party and the AA. 2. Surprises the main body. 3. Penetrates the AA with squad-size probes. 4. Inflicts personnel casualties and vehicle damage. 5. Disrupts the unit's preparations (prevents or delays beyond the unit's allotted time).

TASK: Disrupt Enemy Movement and Operations Using Persistent and Nonpersistent Chemical Weapons (5-OPFOR-0015)

CONDITION: The opposing forces (OPFOR) element has located the enemy. Priority intelligence requirements (PIR) and other intelligence requirements have been obtained by OPFOR patrols. The OPFOR units deliver chemical agents, by means of conventional artillery weapons or aircraft, along selected supply routes and key bases in the rear area.

STANDARD: The OPFOR element disrupts enemy movement and operations using persistent and nonpersistent chemical weapons. 1. Delivers chemical agents in low and densely wooded areas. 2. Delays the movement of enemy supplies and equipment to the forward areas. 3. Restricts the movement of the enemy units in the rear area. 4. Channels the movement of enemy units into predesignated ambush areas. 5. Contaminates enemy supplies and equipment. 6. Inflicts a high rate of casualties on enemy forces.

TASK: Disrupt Movement (5-OPFOR-0014)

CONDITION: The enemy is expected to move through the opposing forces (OPFOR) element's area of operations. The OPFOR element has received an operation order (OPORD) or fragmentary order (FRAGO) to disrupt enemy movement. The enemy has the capability to defend with direct fire and antiarmor weapons.

STANDARD: The OPFOR element delays enemy movement. 1. Delays the element. 2. Forces the element to deviate from its route. 3. Prevents the element from reaching its destination. 4. Surprises the element's main body.

TASK: Counter Passage of Lines (5-OPFOR-0012)

CONDITION: Enemy forces are in defensive positions, but they are expected to attempt passage-of-lines operations. The opposing forces (OPFOR) received orders to disrupt enemy passage-of-lines operations.

STANDARD: The OPFOR element delays or prevents enemy passage of lines. 1. Delays the passage. 2. Prevents the company from moving all personnel through the stationary unit. 3. Engages the main body of either the moving or the stationary unit.

TASK: Disrupt Assembly Area (AA) Activities (5-OPFOR-0013)

CONDITION: Intelligence reports indicate that platoon- and company-size enemy units are operating in the opposing forces (OPFOR) area of operations. Enemy units can defend from AAs with direct fire, antiarmor weapons, and indirect fire. The enemy has close air support (CAS) and nuclear, biological, and chemical (NBC) capabilities.

STANDARD: The OPFOR element locates and disrupts the enemy's AA activities. 1. Locates the element's AA. 2. Probes the AA with squad- or team-size elements. 3. Inflicts more than 5 percent casualties on the element. 4. Disrupts the element's preparations (prevents or delays beyond the element's allotted time).

TASK: Attack (5-OPFOR-0001)

CONDITION: The opposing forces (OPFOR) element has located the enemy. The priority intelligence requirements (PIR) and other intelligence requirements have been obtained by OPFOR patrols. The OPFOR element has automatic and antiarmor weapons and light mortars.

STANDARD: The OPFOR element attempts to seize the terrain, vehicles, or equipment. 1. Develops an attack plan. 2. Surprises the enemy unit's main body. 3. Initiates the attack using a scheme of maneuver that exploits the enemy's flanks, gaps, and weaknesses. 4. Uses covered and concealed routes to approach the enemy forces' flanks, gaps, or weakly held areas. 5. Employs indirect fire to support the attack. 6. Penetrates enemy defenses. 7. Destroys equipment and supplies. 8. Inflicts heavy casualties. 9. Isolates the combat service support (CSS) base by blocking reinforcements. 10. Forces enemy units to displace. 11. Avoids being fixed in one position. 12. Withdraws before the CSS base is reinforced with tactical combat forces.

TASK: Conduct Air Attacks (5-OPFOR-0002)

CONDITION: The opposing forces (OPFOR) element in the rear area has forwarded the positions of the enemy support sites or the locations of moving elements. The OPFOR aircraft have been dispatched to attack enemy installations or convoys.

STANDARD: The OPFOR element attempts to delay, disrupt, or damage the enemy targets by air. 1. Locates the target (support sites or convoys). 2. Makes attack runs on the designated targets. 3. Inflicts heavy damage to the selected target. 4. Sustains no loss of aircraft. 5. Delays moving the force for more than one hour.

ELEMENTS: Company Headquarters
 Support Platoon Headquarters
 Maintenance and Equipment Section

TASK: Receive and Distribute Throughput Supplies (05-2-0042)
 (FM 63-1) (FM 63-2) (FM 63-20)
 (FM 63-21) (FM 63-3) (FM 63-4)

ITERATION: 1 2 3 4 5 M (Circle)
COMMANDER/LEADER ASSESSMENT: T P U (Circle)

CONDITIONS: The company is supporting a maneuver force. The maneuver Supply Officer (US Army) (S4) requests supplies to implement the unit's obstacle plan and arranges for the supplies to be throughput to the task force (TF) area. Digital units have performed functionality checks, and systems are operational to request supplies for combat support (CS) and combat service support (CSS). Some iterations of this task should be performed in MOPP4.

TASK STANDARDS: The company receives and distributes Class IV/Class V (engineer) throughput supplies to sustain platoon operations without impeding the mission accomplishment. Digital units send and receive requests for throughput supplies using frequency-modulated (FM) or digital means. The time required to perform this task is increased when conducting it in mission-oriented protection posture (MOPP) 4.

TASK STEPS AND PERFORMANCE MEASURES	GO	NO-GO
1. The unit receives throughput supplies. * 2. The executive officer (XO) or the first sergeant (1SG) determines the supply point and linkup point locations. a. Ensured that the locations were covered and concealed and convenient to the platoon's work sites. b. Identified a linkup point with the supporting CSS element. Ensured that the location was easily identifiable and located on or near a main supply route (MSR). c. Designated a guide at the linkup point. 3. The unit off-loads the supplies. * 4. The XO or the 1SG plans coordination. a. Coordinated the material-handling equipment (MHE). b. Coordinated troop labor, if needed. 5. The unit loads the supplies on company vehicles or establishes a holding area. a. Coordinated for additional trucks, if needed. b. Designated parking or holding areas that allowed for dispersion, camouflage, cover and concealment, and good access and egress routes. 6. The unit establishes control measures for movement. 7. The unit establishes a storage site to protect the supplies from the elements and provide security. 8. The unit distributes the supplies using the supply point distribution or the unit distribution method. a. Supply point distribution method. (1) Identified items needed for the engineer platoon tasks.		

TASK STEPS AND PERFORMANCE MEASURES	GO	NO-GO
(2) Established a pickup schedule. (3) Notified the platoons of the time and place of issue. (4) Organized available MHE, if required. (5) Issued supplies. (6) Obtained new requests from the platoons. b. Unit distribution method. (1) Identified items needed for the engineer platoon tasks. (2) Established a resupply sequence. (3) Uploaded the supply vehicles using reverse loading. (4) Established a linkup point and time with the platoons. If the platoons were in the battlefield or TF area, coordinated with the battalion or TF S4 for logistics package (LOGPAC) operations. (5) Issued supplies. (6) Obtained new requests from the platoons. NOTE: Digital units can forward supply requests through the Force XXI Battle Command Brigade and Below (FBCB2) System to higher headquarters (HQ). The locations for issue are plotted on the digital overlay.		

TASK PERFORMANCE / EVALUATION SUMMARY BLOCK							
ITERATION	1	2	3	4	5	M	TOTAL
TOTAL TASK STEPS EVALUATED							
TOTAL TASK STEPS "GO"							
TRAINING STATUS "GO"/"NO-GO"							

"*" indicates a leader task step.

SUPPORTING INDIVIDUAL TASKS: NONE

SUPPORTING COLLECTIVE TASKS: NONE

OPFOR TASKS AND STANDARDS

TASK: Defeat Obstacles (5-OPFOR-0009)

CONDITION: The opposing forces (OPFOR) element encounters an obstacle that blocks the avenue of approach as it advances upon the enemy forces.

STANDARD: The OPFOR element bypasses or breaches the enemy obstacle. 1. Detects the obstacle before halting its main body. 2. Defeats the obstacle. a. Bypasses the obstacle without entering the engagement areas. b. Breaches the obstacle within 45 minutes and passes its entire force through the obstacle. 3. Does not incur degradation to the point that the mission must be discontinued.

TASK: Conduct an Attack (5-OPFOR-0008)

CONDITION: The enemy is conducting tactical operations. The opposing forces (OPFOR) element receives orders to attack the enemy, the area of occupation, or the main supply route (MSR) with smoke.

STANDARD: The OPFOR element disrupts the enemy's movement and smoke operations. 1. Determines the delivery method of the smoke attack. 2. Locates the target. 3. Delivers the smoke attack downwind. 4. Attacks the enemy with smoke, and surge attacks when the enemy responds to the smoke.

TASK: Disrupt a Route Reconnaissance (5-OPFOR-0021)

CONDITION: The enemy is conducting a route reconnaissance. The opposing forces (OPFOR) element is positioned along the enemy's route.

STANDARD: The OPFOR element attempts to disrupt a squad/section conducting a route reconnaissance. 1. Prevents the unit from meeting its specified time schedule. 2. Forces the unit to deviate from its specified route. 3. Prevents the unit from reaching its assigned destination. 4. Surprises the squad/section. 5. Inflicts casualties on the unit.

TASK: Conduct Terrorist and Saboteur Attacks (5-OPFOR-0005)

CONDITION: The opposing forces (OPFOR) element dispatches small teams into the enemy's rear area to disrupt combat service support (CSS) operations.

STANDARD: The enemy sustains disrupted command and control (C2), destroyed equipment and supplies, and light casualties. 1. Locates rear support bases and C2 facilities. 2. Delays and disrupts CSS operations through probes. 3. Infiltrates CSS bases to conduct sabotage and terrorist activities. 4. Inflicts light casualties. 5. Destroys supplies and equipment.

TASK: Disrupt a Net Control Station (NCS) (5-OPFOR-0019)

CONDITION: The enemy has established a NCS. The opposing forces (OPFOR) element has radio and jamming equipment.

STANDARD: The OPFOR element attempts to disrupt an NCS. 1. Attempts to locate the radio frequency that the unit is operating on. 2. Attempts to enter the radio net. 3. Attempts to issue "bogus" orders to a unit on the net. 4. Jams the radio frequency and forces the unit to go to an alternate frequency.

TASK: Disrupt Construction of Vehicle Fighting Positions (5-OPFOR-0020)

CONDITION: The opposing forces (OPFOR) element has located the enemy. The priority intelligence requirements (PIR) and other intelligence obtained by OPFOR patrols indicate the enemy is constructing vehicle fighting positions within its defensive area. The OPFOR element has automatic and antiarmor weapons and light mortars.

STANDARD: The OPFOR element attempts to disrupt the enemy's efforts to establish vehicle fighting positions. 1. Locates the defensive area. 2. Surprises the main body. 3. Penetrates the defensive area with squad-size probes. 4. Inflicts casualties on the unit. 5. Destroys vehicles. 6. Disrupts the unit's preparations (prevents or delays beyond the unit's allotted time).

TASK: Conduct an Aerial Reconnaissance (5-OPFOR-0010)

CONDITION: The opposing forces (OPFOR) headquarters (HQ) element requires intelligence on the locations and identification of enemy elements. An aircraft is dispatched to take photographs and make a visual inspection of the enemy rear area.

STANDARD: The OPFOR element gathers photograph intelligence of the enemy. 1. Photographs the assigned sectors. 2. Makes quick visual checks where the ceiling is low. 3. Locates enemy positions in the area, particularly support and storage bases, and command and control (C2) facilities. 4. Sustains no loss of aircraft. 5. Reports priority intelligence requirements (PIR) and other information requirements to the OPFOR HQ.

TASK: Disrupt Defensive Preparations (5-OPFOR-0018)

CONDITION: The opposing forces (OPFOR) element has located the enemy. Priority intelligence requirements (PIR) and other intelligence requirements obtained by OPFOR patrols indicate that the enemy elements are establishing defensive positions. The OPFOR element has automatic and antiarmor weapons and light mortars.

STANDARD: The OPFOR element disrupts and delays the enemy's defensive preparations. 1. Locates and penetrates the enemy's security system. 2. Forces the enemy to delay defensive preparations. 3. Disrupts the enemy's obstacle preparations.

TASK: Disrupt Quartering Party Operations (5-OPFOR-0017)

CONDITION: The enemy is conducting quartering party operations. It has established an assembly area (AA) but has not moved in the main body.

STANDARD: The opposing forces (OPFOR) element attempts to disrupt quartering party operations and infiltrate the enemy's AA. 1. Locates the quartering party and the AA. 2. Surprises the main body. 3. Penetrates the AA with squad-size probes. 4. Inflicts personnel casualties and vehicle damage. 5. Disrupts the unit's preparations (prevents or delays beyond the unit's allotted time).

TASK: Disrupt Movement (5-OPFOR-0014)

CONDITION: The enemy is expected to move through the opposing forces (OPFOR) element's area of operations. The OPFOR element has received an operation order (OPORD) or fragmentary order (FRAGO) to disrupt enemy movement. The enemy has the capability to defend with direct fire and antiarmor weapons.

STANDARD: The OPFOR element delays enemy movement. 1. Delays the element. 2. Forces the element to deviate from its route. 3. Prevents the element from reaching its destination. 4. Surprises the element's main body.

TASK: Disrupt Enemy Movement and Operations Using Tactical Nuclear Weapons (5-OPFOR-0016)

CONDITION: The opposing forces (OPFOR) element has located the enemy. Priority intelligence requirements (PIR) and other intelligence requirements have been obtained by OPFOR patrols. Tactical nuclear weapons are employed against key locations in the rear area.

STANDARD: The OPFOR element disrupts enemy movement and operations. 1. Disrupts or delays the movement of the enemy's equipment and supplies to the forward areas. 2. Destroys enemy equipment and supplies. 3. Inflicts a high rate of nuclear casualties among the enemy forces. 4. Denies the enemy the use of specified areas. 5. Contaminates the enemy's equipment and supplies.

TASK: Disrupt Assembly Area (AA) Activities (5-OPFOR-0013)

CONDITION: Intelligence reports indicate that platoon- and company-size enemy units are operating in the opposing forces (OPFOR) area of operations. Enemy units can defend from AAs with direct fire, antiarmor weapons, and indirect fire. The enemy has close air support (CAS) and nuclear, biological, and chemical (NBC) capabilities.

STANDARD: The OPFOR element locates and disrupts the enemy's AA activities. 1. Locates the element's AA. 2. Probes the AA with squad- or team-size elements. 3. Inflicts more than 5 percent casualties on the element. 4. Disrupts the element's preparations (prevents or delays beyond the element's allotted time).

TASK: Disrupt Enemy Movement and Operations Using Persistent and Nonpersistent Chemical Weapons (5-OPFOR-0015)

CONDITION: The opposing forces (OPFOR) element has located the enemy. Priority intelligence requirements (PIR) and other intelligence requirements have been obtained by OPFOR patrols. The OPFOR units deliver chemical agents, by means of conventional artillery weapons or aircraft, along selected supply routes and key bases in the rear area.

STANDARD: The OPFOR element disrupts enemy movement and operations using persistent and nonpersistent chemical weapons. 1. Delivers chemical agents in low and densely wooded areas. 2. Delays the movement of enemy supplies and equipment to the forward areas. 3. Restricts the movement of the enemy units in the rear area. 4. Channels the movement of enemy units into predesignated ambush areas. 5. Contaminates enemy supplies and equipment. 6. Inflicts a high rate of casualties on enemy forces.

TASK: Counter Passage of Lines (5-OPFOR-0012)

CONDITION: Enemy forces are in defensive positions, but they are expected to attempt passage-of-lines operations. The opposing forces (OPFOR) received orders to disrupt enemy passage-of-lines operations.

STANDARD: The OPFOR element delays or prevents enemy passage of lines. 1. Delays the passage. 2. Prevents the company from moving all personnel through the stationary unit. 3. Engages the main body of either the moving or the stationary unit.

TASK: Conduct Sniper Operations (5-OPFOR-0006)

CONDITION: The opposing forces (OPFOR) element has assigned snipers (regular or irregular elements) in the enemy's rear area along the main supply route (MSR) and near support sites.

STANDARD: The OPFOR element kills or wounds targets. 1. Sets up a well-concealed location. 2. Engages vehicle drivers or personnel on foot with short bursts of semiautomatic fire. 3. Kills or wounds selected targets. 4. Prevents the position from being discovered by enemy forces. 5. Evacuates the area without being spotted. 6. Reports all specified priority intelligence requirements (PIR) and other intelligence requirements to the OPFOR headquarters (HQ).

TASK: Defend a Minefield (5-OPFOR-0023)

CONDITION: The enemy is conducting a minefield sweeping operation. The opposing forces (OPFOR) element has a minefield placed in the enemy's path. The minefield is under constant observation and fire.

STANDARD: The OPFOR element defends a minefield against an enemy element conducting a minefield sweeping operation. 1. Prevents the unit from detecting the obstacle. 2. Disrupts the minefield sweeping operation. 3. Prevents the unit from conducting the minefield sweeping operation, prevents the unit from moving all personnel through the breach or delays the completion of the minefield sweeping operation for more than 45 minutes.

TASK: Conduct Air Attacks (5-OPFOR-0002)

CONDITION: The opposing forces (OPFOR) element in the rear area has forwarded the positions of the enemy support sites or the locations of moving elements. The OPFOR aircraft have been dispatched to attack enemy installations or convoys.

STANDARD: The OPFOR element attempts to delay, disrupt, or damage the enemy targets by air. 1. Locates the target (support sites or convoys). 2. Makes attack runs on the designated targets. 3. Inflicts heavy damage to the selected target. 4. Sustains no loss of aircraft. 5. Delays moving the force for more than one hour.

TASK: Surrender to the Capturing Unit on the Battlefield (5-OPFOR-0024)

CONDITION: The enemy has captured the opposing forces (OPFOR) element's soldiers, documents, and equipment sensitive to the OPFOR tactical operations.

STANDARD: The OPFOR soldiers retain or destroy documents and equipment. The OPFOR element surrenders documents and equipment of no tactical use to the enemy and attempts to conceal or destroy items of tactical value. The OPFOR element attempts escape and evasion. 1. Prevents the successful capture of documents and equipment. 2. Destroys documents and equipment. 3. Removes identifying markings from equipment. 4. Removes unit-identifying insignia. 5. Provides misleading information. 6. Plans an escape. 7. Delays movement to the nearest collection point. 8. Prevents safeguarding of enemy prisoners of war (EPWs) in order to cause embarrassment to the United States (US).

TASK: Attack (5-OPFOR-0001)

CONDITION: The opposing forces (OPFOR) element has located the enemy. The priority intelligence requirements (PIR) and other intelligence requirements have been obtained by OPFOR patrols. The OPFOR element has automatic and antiarmor weapons and light mortars.

STANDARD: The OPFOR element attempts to seize the terrain, vehicles, or equipment. 1. Develops an attack plan. 2. Surprises the enemy unit's main body. 3. Initiates the attack using a scheme of maneuver that exploits the enemy's flanks, gaps, and weaknesses. 4. Uses covered and concealed routes to approach the enemy forces' flanks, gaps, or weakly held areas. 5. Employs indirect fire to support the attack. 6. Penetrates enemy defenses. 7. Destroys equipment and supplies. 8. Inflicts heavy casualties. 9. Isolates the combat service support (CSS) base by blocking reinforcements. 10. Forces enemy units to displace. 11. Avoids being fixed in one position. 12. Withdraws before the CSS base is reinforced with tactical combat forces.

TASK: Conduct a Raid (5-OPFOR-0004)

CONDITION: The opposing forces (OPFOR) element has occupied an objective rally point and has orders to conduct a raid on a combat service support (CSS) base.

STANDARD: The OPFOR element infiltrates the enemy's base and destroys all of the targets. 1. Surprises the enemy forces. 2. Assaults the support base and accomplishes the assigned tasks. 3. Destroys the specified equipment and supplies. 4. Avoids being decisively engaged. 5. Withdraws all personnel from the objective areas within the time prescribed. 6. Obtains all priority intelligence requirements (PIR) from the raid site. 7. Sustains only light casualties from enemy fire.

TASK: Disrupt an Engineer Reconnaissance (5-OPFOR-0022)

CONDITION: The enemy is conducting an engineer reconnaissance. The opposing forces (OPFOR) element is positioned along the enemy's route.

STANDARD: The OPFOR element disrupts an engineer reconnaissance. 1. Prevents the unit from meeting its specified time schedule. 2. Forces the unit to deviate from its specified route. 3. Prevents the unit from accomplishing its assigned engineer reconnaissance. 4. Surprises the unit conducting the reconnaissance.

TASK: Maintain Contact (5-OPFOR-0003)

CONDITION: The opposing forces (OPFOR) element is engaged with enemy base defense forces. The enemy forces are withdrawing under pressure.

STANDARD: The OPFOR element maintains enemy contact while the enemy withdraws. 1. Engages the enemy forces decisively. 2. Advances the OPFOR as the enemy forces withdraw. 3. Inflicts heavy casualties. 4. Captures the members of the enemy force. 5. Captures documents and equipment. 6. Safeguards captured documents, equipment, and personnel.

TASK: Conduct an Ambush (5-OPFOR-0007)

CONDITION: The enemy is moving in a convoy. The opposing forces (OPFOR) element is positioned along the enemy's route.

STANDARD: The OPFOR element inflicts casualties on the enemy and causes vehicle and equipment damage. 1. Prepares an ambush site before the element arrives. 2. Surprises march element forces. 3. Inflicts heavy casualties within the designated kill zone. 4. Inflicts heavy damage to vehicles and equipment within the designated kill zone. 5. Delays the march element from reaching a specified destination for a specified period of time. 6. Withdraws on order. 7. Sustains no casualties. 8. Reports actions to superiors.

ELEMENT: Company Headquarters

TASK: Coordinate for Medical Services (05-2-0050)
 (FM 8-10) (FM 8-10-1) (FM 8-10-6)

ITERATION: 1 2 3 4 5 M (Circle)

COMMANDER/LEADER ASSESSMENT: T P U (Circle)

CONDITIONS: The company is conducting continuous tactical operations. Digital units have performed functionality checks, and systems are operational. Some iterations of this task should be performed in MOPP4.

TASK STANDARDS: All leaders know where to receive medical support and the evacuation procedures. Subunits can identify the location of medical facilities and services. Medical support is available at all times. Digital units send and receive information using frequency-modulated (FM) or digital means. The time required to perform this task is increased when conducting it in mission-oriented protection posture (MOPP) 4.

TASK STEPS AND PERFORMANCE MEASURES	GO	NO-GO
<ul style="list-style-type: none"> * 1. The commander determines medical-support requirements. <ul style="list-style-type: none"> a. Assessed the number and type of missions assigned and anticipated. b. Considered the size of the element conducting the mission. c. Reviewed the time periods for mission accomplishment. 2. The operations noncommissioned officer (NCO) requests medical support from the Adjutant (US Army) (S1) and Operations and Training Officer (US Army) (S3) and includes the following critical information on the request: <ul style="list-style-type: none"> a. The number of medics needed. b. The date and time that the medics were needed. c. Any special equipment that the medics needed to bring. d. The time and location that the medics would link up with the unit. * 3. The executive officer (XO) or the first sergeant (1SG) coordinates for pickup and assigns medics. <ul style="list-style-type: none"> a. Briefed the medics on the mission. b. Assigned the medics to platoons based on the mission. c. Briefed the medics on administration and logistical support, such as mess time, stand-to, and sleep areas. * 4. The XO or the 1SG plans for the treatment and evacuation of casualties. <ul style="list-style-type: none"> a. Established sick-call procedures according to the unit's standing operating procedure (SOP). b. Located medical facilities and medical supply points in the area of operations (AO). c. Planned treatment operations with the assistance of the medic. <ul style="list-style-type: none"> (1) Designated the company casualty collection point. (2) Selected casualty evacuation routes. (3) Determined the disposition of the casualty's weapons and equipment. (4) Planned security for the casualty collection point. (5) Ensured that all elements designated aid and litter teams. d. Identified and disseminated evacuation procedures. <ul style="list-style-type: none"> (1) Identified medical-evacuation (MEDEVAC) procedures. (2) Determined routes. (3) Identified the vehicle to be used as an ambulance. 		

TASK STEPS AND PERFORMANCE MEASURES	GO	NO-GO
<p>(4) Determined medical facility locations. (5) Included information in all operation orders (OPORDs).</p> <p>5. Company personnel and medics administer first aid to wounded personnel and evacuate casualties to the company collection point.</p> <ul style="list-style-type: none"> a. Caused no further injury during evacuation. b. Used poleless or improvised (poncho) litters. c. Employed the one- or two-man carrying method. <p>6. The 1SG, the designated NCO, or the medic arranges casualty evacuation from the company collection point to the medical facility.</p> <ul style="list-style-type: none"> a. Determined the nearest medical facility to which the casualty was to be evacuated. b. Contacted the medical facility where the casualty was being transported. <ul style="list-style-type: none"> (1) Ensured that the facility could accommodate the casualty. (2) Provided all available medical information regarding the casualty. (3) Requested advice regarding special measures to be taken before and during the evacuation. c. Evacuated nonthreatening injuries by ground ambulance. d. Evacuated life-threatening injuries by helicopter, using MEDEVAC procedures as outlined in the company's SOP. e. Caused no further injuries during evacuation. f. Retained all classified materials (signal operation instructions [SOIs], maps, orders, overlays) and weapons in the casualty's custody. <p>* 7. The commander notifies higher headquarters (HQ) of casualties.</p> <ul style="list-style-type: none"> a. Provided the casualty's name, rank, and medical condition. b. Reported the facility to which the soldier was evacuated. <p>NOTE: Digital units send alert messaging regarding casualties and requests for medical support according to the unit's tactical standing operating procedure (TACSOP).</p>		

TASK PERFORMANCE / EVALUATION SUMMARY BLOCK							
ITERATION	1	2	3	4	5	M	TOTAL
TOTAL TASK STEPS EVALUATED							
TOTAL TASK STEPS "GO"							
TRAINING STATUS "GO"/"NO-GO"							

"*" indicates a leader task step.

SUPPORTING INDIVIDUAL TASKS: NONE

SUPPORTING COLLECTIVE TASKS: NONE

OPFOR TASKS AND STANDARDS

TASK: Disrupt Enemy Movement and Operations Using Persistent and Nonpersistent Chemical Weapons (5-OPFOR-0015)

CONDITION: The opposing forces (OPFOR) element has located the enemy. Priority intelligence requirements (PIR) and other intelligence requirements have been obtained by OPFOR patrols. The OPFOR units deliver chemical agents, by means of conventional artillery weapons or aircraft, along selected supply routes and key bases in the rear area.

STANDARD: The OPFOR element disrupts enemy movement and operations using persistent and nonpersistent chemical weapons. 1. Delivers chemical agents in low and densely wooded areas. 2. Delays the movement of enemy supplies and equipment to the forward areas. 3. Restricts the movement of the enemy units in the rear area. 4. Channels the movement of enemy units into predesignated ambush areas. 5. Contaminates enemy supplies and equipment. 6. Inflicts a high rate of casualties on enemy forces.

TASK: Conduct Air Attacks (5-OPFOR-0002)

CONDITION: The opposing forces (OPFOR) element in the rear area has forwarded the positions of the enemy support sites or the locations of moving elements. The OPFOR aircraft have been dispatched to attack enemy installations or convoys.

STANDARD: The OPFOR element attempts to delay, disrupt, or damage the enemy targets by air. 1. Locates the target (support sites or convoys). 2. Makes attack runs on the designated targets. 3. Inflicts heavy damage to the selected target. 4. Sustains no loss of aircraft. 5. Delays moving the force for more than one hour.

TASK: Conduct a Raid (5-OPFOR-0004)

CONDITION: The opposing forces (OPFOR) element has occupied an objective rally point and has orders to conduct a raid on a combat service support (CSS) base.

STANDARD: The OPFOR element infiltrates the enemy's base and destroys all of the targets. 1. Surprises the enemy forces. 2. Assaults the support base and accomplishes the assigned tasks. 3. Destroys the specified equipment and supplies. 4. Avoids being decisively engaged. 5. Withdraws all personnel from the objective areas within the time prescribed. 6. Obtains all priority intelligence requirements (PIR) from the raid site. 7. Sustains only light casualties from enemy fire.

TASK: Conduct Terrorist and Saboteur Attacks (5-OPFOR-0005)

CONDITION: The opposing forces (OPFOR) element dispatches small teams into the enemy's rear area to disrupt combat service support (CSS) operations.

STANDARD: The enemy sustains disrupted command and control (C2), destroyed equipment and supplies, and light casualties. 1. Locates rear support bases and C2 facilities. 2. Delays and disrupts CSS operations through probes. 3. Infiltrates CSS bases to conduct sabotage and terrorist activities. 4. Inflicts light casualties. 5. Destroys supplies and equipment.

TASK: Conduct Sniper Operations (5-OPFOR-0006)

CONDITION: The opposing forces (OPFOR) element has assigned snipers (regular or irregular elements) in the enemy's rear area along the main supply route (MSR) and near support sites.

STANDARD: The OPFOR element kills or wounds targets. 1. Sets up a well-concealed location. 2. Engages vehicle drivers or personnel on foot with short bursts of semiautomatic fire. 3. Kills or wounds selected targets. 4. Prevents the position from being discovered by enemy forces. 5. Evacuates the area without being spotted. 6. Reports all specified priority intelligence requirements (PIR) and other intelligence requirements to the OPFOR headquarters (HQ).

TASK: Conduct an Attack (5-OPFOR-0008)

CONDITION: The enemy is conducting tactical operations. The opposing forces (OPFOR) element receives orders to attack the enemy, the area of occupation, or the main supply route (MSR) with smoke.

STANDARD: The OPFOR element disrupts the enemy's movement and smoke operations. 1. Determines the delivery method of the smoke attack. 2. Locates the target. 3. Delivers the smoke attack downwind. 4. Attacks the enemy with smoke, and surge attacks when the enemy responds to the smoke.

TASK: Conduct an Aerial Reconnaissance (5-OPFOR-0010)

CONDITION: The opposing forces (OPFOR) headquarters (HQ) element requires intelligence on the locations and identification of enemy elements. An aircraft is dispatched to take photographs and make a visual inspection of the enemy rear area.

STANDARD: The OPFOR element gathers photograph intelligence of the enemy. 1. Photographs the assigned sectors. 2. Makes quick visual checks where the ceiling is low. 3. Locates enemy positions in the area, particularly support and storage bases, and command and control (C2) facilities. 4. Sustains no loss of aircraft. 5. Reports priority intelligence requirements (PIR) and other information requirements to the OPFOR HQ.

TASK: Gather Intelligence (5-OPFOR-0011)

CONDITION: The opposing forces (OPFOR) small element, operating in the rear area, is planning attacks on enemy bases. Information is needed to complete the plans.

STANDARD: The OPFOR element infiltrates, gathers intelligence information, and submits its findings to the command. 1. Identifies all priority intelligence requirements (PIR) and other intelligence requirements. 2. Passes through any outpost, defensive wire, or warning devices undetected. 3. Moves to an observation point that offers cover and concealment and is clear enough to gather PIR and other intelligence requirements. 4. Gathers all PIR and other intelligence requirements. 5. Withdraws from the area undetected. 6. Reports all information to the OPFOR headquarters (HQ).

TASK: Defeat Obstacles (5-OPFOR-0009)

CONDITION: The opposing forces (OPFOR) element encounters an obstacle that blocks the avenue of approach as it advances upon the enemy forces.

STANDARD: The OPFOR element bypasses or breaches the enemy obstacle. 1. Detects the obstacle before halting its main body. 2. Defeats the obstacle. a. Bypasses the obstacle without entering the engagement areas. b. Breaches the obstacle within 45 minutes and passes its entire force through the obstacle. 3. Does not incur degradation to the point that the mission must be discontinued.

TASK: Disrupt a Route Reconnaissance (5-OPFOR-0021)

CONDITION: The enemy is conducting a route reconnaissance. The opposing forces (OPFOR) element is positioned along the enemy's route.

STANDARD: The OPFOR element attempts to disrupt a squad/section conducting a route reconnaissance. 1. Prevents the unit from meeting its specified time schedule. 2. Forces the unit to deviate from its specified route. 3. Prevents the unit from reaching its assigned destination. 4. Surprises the squad/section. 5. Inflicts casualties on the unit.

TASK: Disrupt a Net Control Station (NCS) (5-OPFOR-0019)

CONDITION: The enemy has established a NCS. The opposing forces (OPFOR) element has radio and jamming equipment.

STANDARD: The OPFOR element attempts to disrupt an NCS. 1. Attempts to locate the radio frequency that the unit is operating on. 2. Attempts to enter the radio net. 3. Attempts to issue "bogus" orders to a unit on the net. 4. Jams the radio frequency and forces the unit to go to an alternate frequency.

TASK: Disrupt Construction of Vehicle Fighting Positions (5-OPFOR-0020)

CONDITION: The opposing forces (OPFOR) element has located the enemy. The priority intelligence requirements (PIR) and other intelligence obtained by OPFOR patrols indicate the enemy is constructing vehicle fighting positions within its defensive area. The OPFOR element has automatic and antiarmor weapons and light mortars.

STANDARD: The OPFOR element attempts to disrupt the enemy's efforts to establish vehicle fighting positions. 1. Locates the defensive area. 2. Surprises the main body. 3. Penetrates the defensive area with squad-size probes. 4. Inflicts casualties on the unit. 5. Destroys vehicles. 6. Disrupts the unit's preparations (prevents or delays beyond the unit's allotted time).

TASK: Disrupt Defensive Preparations (5-OPFOR-0018)

CONDITION: The opposing forces (OPFOR) element has located the enemy. Priority intelligence requirements (PIR) and other intelligence requirements obtained by OPFOR patrols indicate that the enemy elements are establishing defensive positions. The OPFOR element has automatic and antiarmor weapons and light mortars.

STANDARD: The OPFOR element disrupts and delays the enemy's defensive preparations. 1. Locates and penetrates the enemy's security system. 2. Forces the enemy to delay defensive preparations. 3. Disrupts the enemy's obstacle preparations.

TASK: Disrupt Quarters Party Operations (5-OPFOR-0017)

CONDITION: The enemy is conducting quarters party operations. It has established an assembly area (AA) but has not moved in the main body.

STANDARD: The opposing forces (OPFOR) element attempts to disrupt quarters party operations and infiltrate the enemy's AA. 1. Locates the quarters party and the AA. 2. Surprises the main body. 3. Penetrates the AA with squad-size probes. 4. Inflicts personnel casualties and vehicle damage. 5. Disrupts the unit's preparations (prevents or delays beyond the unit's allotted time).

TASK: Disrupt Movement (5-OPFOR-0014)

CONDITION: The enemy is expected to move through the opposing forces (OPFOR) element's area of operations. The OPFOR element has received an operation order (OPORD) or fragmentary order (FRAGO) to disrupt enemy movement. The enemy has the capability to defend with direct fire and antiarmor weapons.

STANDARD: The OPFOR element delays enemy movement. 1. Delays the element. 2. Forces the element to deviate from its route. 3. Prevents the element from reaching its destination. 4. Surprises the element's main body.

TASK: Disrupt Enemy Movement and Operations Using Tactical Nuclear Weapons (5-OPFOR-0016)

CONDITION: The opposing forces (OPFOR) element has located the enemy. Priority intelligence requirements (PIR) and other intelligence requirements have been obtained by OPFOR patrols. Tactical nuclear weapons are employed against key locations in the rear area.

STANDARD: The OPFOR element disrupts enemy movement and operations. 1. Disrupts or delays the movement of the enemy's equipment and supplies to the forward areas. 2. Destroys enemy equipment and supplies. 3. Inflicts a high rate of nuclear casualties among the enemy forces. 4. Denies the enemy the use of specified areas. 5. Contaminates the enemy's equipment and supplies.

TASK: Disrupt Assembly Area (AA) Activities (5-OPFOR-0013)

CONDITION: Intelligence reports indicate that platoon- and company-size enemy units are operating in the opposing forces (OPFOR) area of operations. Enemy units can defend from AAs with direct fire, antiarmor weapons, and indirect fire. The enemy has close air support (CAS) and nuclear, biological, and chemical (NBC) capabilities.

STANDARD: The OPFOR element locates and disrupts the enemy's AA activities. 1. Locates the element's AA. 2. Probes the AA with squad- or team-size elements. 3. Inflicts more than 5 percent casualties on the element. 4. Disrupts the element's preparations (prevents or delays beyond the element's allotted time).

TASK: Counter Passage of Lines (5-OPFOR-0012)

CONDITION: Enemy forces are in defensive positions, but they are expected to attempt passage-of-lines operations. The opposing forces (OPFOR) received orders to disrupt enemy passage-of-lines operations.

STANDARD: The OPFOR element delays or prevents enemy passage of lines. 1. Delays the passage. 2. Prevents the company from moving all personnel through the stationary unit. 3. Engages the main body of either the moving or the stationary unit.

TASK: Defend a Minefield (5-OPFOR-0023)

CONDITION: The enemy is conducting a minefield sweeping operation. The opposing forces (OPFOR) element has a minefield placed in the enemy's path. The minefield is under constant observation and fire.

STANDARD: The OPFOR element defends a minefield against an enemy element conducting a minefield sweeping operation. 1. Prevents the unit from detecting the obstacle. 2. Disrupts the minefield sweeping operation. 3. Prevents the unit from conducting the minefield sweeping operation, prevents the unit from moving all personnel through the breach or delays the completion of the minefield sweeping operation for more than 45 minutes.

TASK: Surrender to the Capturing Unit on the Battlefield (5-OPFOR-0024)

CONDITION: The enemy has captured the opposing forces (OPFOR) element's soldiers, documents, and equipment sensitive to the OPFOR tactical operations.

STANDARD: The OPFOR soldiers retain or destroy documents and equipment. The OPFOR element surrenders documents and equipment of no tactical use to the enemy and attempts to conceal or destroy items of tactical value. The OPFOR element attempts escape and evasion. 1. Prevents the successful capture of documents and equipment. 2. Destroys documents and equipment. 3. Removes identifying markings from equipment. 4. Removes unit-identifying insignia. 5. Provides misleading information. 6. Plans an escape. 7. Delays movement to the nearest collection point. 8. Prevents safeguarding of enemy prisoners of war (EPWs) in order to cause embarrassment to the United States (US).

TASK: Attack (5-OPFOR-0001)

CONDITION: The opposing forces (OPFOR) element has located the enemy. The priority intelligence requirements (PIR) and other intelligence requirements have been obtained by OPFOR patrols. The OPFOR element has automatic and antiarmor weapons and light mortars.

STANDARD: The OPFOR element attempts to seize the terrain, vehicles, or equipment. 1. Develops an attack plan. 2. Surprises the enemy unit's main body. 3. Initiates the attack using a scheme of maneuver that exploits the enemy's flanks, gaps, and weaknesses. 4. Uses covered and concealed routes to approach the enemy forces' flanks, gaps, or weakly held areas. 5. Employs indirect fire to support the attack. 6. Penetrates enemy defenses. 7. Destroys equipment and supplies. 8. Inflicts heavy casualties. 9. Isolates the combat service support (CSS) base by blocking reinforcements. 10. Forces enemy units to displace. 11. Avoids being fixed in one position. 12. Withdraws before the CSS base is reinforced with tactical combat forces.

TASK: Disrupt an Engineer Reconnaissance (5-OPFOR-0022)

CONDITION: The enemy is conducting an engineer reconnaissance. The opposing forces (OPFOR) element is positioned along the enemy's route.

STANDARD: The OPFOR element disrupts an engineer reconnaissance. 1. Prevents the unit from meeting its specified time schedule. 2. Forces the unit to deviate from its specified route. 3. Prevents the unit from accomplishing its assigned engineer reconnaissance. 4. Surprises the unit conducting the reconnaissance.

TASK: Conduct an Ambush (5-OPFOR-0007)

CONDITION: The enemy is moving in a convoy. The opposing forces (OPFOR) element is positioned along the enemy's route.

STANDARD: The OPFOR element inflicts casualties on the enemy and causes vehicle and equipment damage. 1. Prepares an ambush site before the element arrives. 2. Surprises march element forces. 3. Inflicts heavy casualties within the designated kill zone. 4. Inflicts heavy damage to vehicles and equipment within the designated kill zone. 5. Delays the march element from reaching a specified destination for a specified period of time. 6. Withdraws on order. 7. Sustains no casualties. 8. Reports actions to superiors.

TASK: Maintain Contact (5-OPFOR-0003)

CONDITION: The opposing forces (OPFOR) element is engaged with enemy base defense forces. The enemy forces are withdrawing under pressure.

STANDARD: The OPFOR element maintains enemy contact while the enemy withdraws. 1. Engages the enemy forces decisively. 2. Advances the OPFOR as the enemy forces withdraw. 3. Inflicts heavy casualties. 4. Captures the members of the enemy force. 5. Captures documents and equipment. 6. Safeguards captured documents, equipment, and personnel.

ELEMENTS: Company Headquarters
Support Platoon Headquarters

TASK: Coordinate for Food Service Support (05-2-0051)
(FM 10-23) (AR 30-1)

ITERATION: 1 2 3 4 5 M (Circle)

COMMANDER/LEADER ASSESSMENT: T P U (Circle)

CONDITIONS: The company does not have an organic mess capability. Coordination for food service support is required. The unit is conducting continuous tactical operations. Some iterations of this task should be performed in MOPP4.

TASK STANDARDS: The unit coordinates for three nutritious meals daily for all assigned and attached soldiers. Soldiers do not miss meals because of coordination lapses. The time required to perform this task is increased when conducting it in mission-oriented protection posture (MOPP) 4.

TASK STEPS AND PERFORMANCE MEASURES	GO	NO-GO
<ul style="list-style-type: none"> * 1. The company commander or food service officer (FSO) determines the daily feeding plan. <ul style="list-style-type: none"> a. Determined personnel strength, including attached and supporting personnel. b. Identified locations and times for meals. Developed a distribution plan to support the mission. c. Considered consolidation of subunits. d. Determined the type of rations based on mission constraints, that is A-, T- or meal, ready-to-eat (MRE) rations. * 2. The company commander or FSO requests and coordinates for meals as required. <ul style="list-style-type: none"> a. Prepared a feeding report and forwarded the report to the brigade Supply Officer (US Army) (S4) according to the tactical standing operating procedure (TACSOP). <ul style="list-style-type: none"> (1) Identified the nature of the requirement. (2) Established the date the meals were required. (3) Determined the total number of meals required. (4) Established the time of meal pickup or delivery. (5) Determined the location of the units needing delivery. b. Informed the brigade S4 of any changes that would affect the operation. Maintained a tolerance of plus or minus 5 percent of the total head count for hot meals. c. Submitted requests for hot meals at least 8 hours before the meal, if possible. d. Coordinated the times and locations for pick up or delivery. 3. The FSO supervises Class I operations. <ul style="list-style-type: none"> a. Followed the company's standing operating procedure (SOP) for the tactical feeding plan. b. Served hot meals as soon after pickup or delivery as possible. c. Ensured that all soldiers had their mess kits available, if used. d. Set up a one-way staggered serving line (one line on each side of the central-distribution site) if in danger of being attacked. e. Set up a one-way straight serving line (one line on each side of the central-distribution site) if attack was unlikely. 		

TASK STEPS AND PERFORMANCE MEASURES	GO	NO-GO
f. Dispersed the serving line in 5-meter intervals to reduce casualty potential. g. Ensured that soldiers dispersed while eating to prevent mass casualties from an enemy attack. h. Established washing facilities. i. Disposed of all trash/garbage properly. * 4. The company commander ensures that proper field sanitation measures are followed. 5. The FSO ensures that proper signature head count and cash collection procedures are used during the tactical operation. NOTE: One-line entries may be authorized during training in the field where the collection of signatures is impractical as determined by the company commander or the FSO (for example, limited feeding time, troop dispersion, or weather conditions). * 6. The company commander ensures that the food containers are promptly returned and all trash/garbage is properly disposed of.		

TASK PERFORMANCE / EVALUATION SUMMARY BLOCK							
ITERATION	1	2	3	4	5	M	TOTAL
TOTAL TASK STEPS EVALUATED							
TOTAL TASK STEPS "GO"							
TRAINING STATUS "GO"/"NO-GO"							

"*" indicates a leader task step.

SUPPORTING INDIVIDUAL TASKS: NONE

SUPPORTING COLLECTIVE TASKS

Task Number	Task Title
05-3-1600	Receive a Logistics Package (LOGPAC)

OPFOR TASKS AND STANDARDS

TASK: Attack (5-OPFOR-0001)

CONDITION: The opposing forces (OPFOR) element has located the enemy. The priority intelligence requirements (PIR) and other intelligence requirements have been obtained by OPFOR patrols. The OPFOR element has automatic and antiarmor weapons and light mortars.

STANDARD: The OPFOR element attempts to seize the terrain, vehicles, or equipment. 1. Develops an attack plan. 2. Surprises the enemy unit's main body. 3. Initiates the attack using a scheme of maneuver that exploits the enemy's flanks, gaps, and weaknesses. 4. Uses covered and concealed routes to approach the enemy forces' flanks, gaps, or weakly held areas. 5. Employs indirect fire to support the attack. 6. Penetrates enemy defenses. 7. Destroys equipment and supplies. 8. Inflicts heavy casualties. 9. Isolates the combat service support (CSS) base by blocking reinforcements. 10. Forces enemy units to displace. 11. Avoids being fixed in one position. 12. Withdraws before the CSS base is reinforced with tactical combat forces.

TASK: Conduct Air Attacks (5-OPFOR-0002)

CONDITION: The opposing forces (OPFOR) element in the rear area has forwarded the positions of the enemy support sites or the locations of moving elements. The OPFOR aircraft have been dispatched to attack enemy installations or convoys.

STANDARD: The OPFOR element attempts to delay, disrupt, or damage the enemy targets by air. 1. Locates the target (support sites or convoys). 2. Makes attack runs on the designated targets. 3. Inflicts heavy damage to the selected target. 4. Sustains no loss of aircraft. 5. Delays moving the force for more than one hour.

TASK: Conduct a Raid (5-OPFOR-0004)

CONDITION: The opposing forces (OPFOR) element has occupied an objective rally point and has orders to conduct a raid on a combat service support (CSS) base.

STANDARD: The OPFOR element infiltrates the enemy's base and destroys all of the targets. 1. Surprises the enemy forces. 2. Assaults the support base and accomplishes the assigned tasks. 3. Destroys the specified equipment and supplies. 4. Avoids being decisively engaged. 5. Withdraws all personnel from the objective areas within the time prescribed. 6. Obtains all priority intelligence requirements (PIR) from the raid site. 7. Sustains only light casualties from enemy fire.

TASK: Conduct Terrorist and Saboteur Attacks (5-OPFOR-0005)

CONDITION: The opposing forces (OPFOR) element dispatches small teams into the enemy's rear area to disrupt combat service support (CSS) operations.

STANDARD: The enemy sustains disrupted command and control (C2), destroyed equipment and supplies, and light casualties. 1. Locates rear support bases and C2 facilities. 2. Delays and disrupts CSS operations through probes. 3. Infiltrates CSS bases to conduct sabotage and terrorist activities. 4. Inflicts light casualties. 5. Destroys supplies and equipment.

TASK: Conduct an Attack (5-OPFOR-0008)

CONDITION: The enemy is conducting tactical operations. The opposing forces (OPFOR) element receives orders to attack the enemy, the area of occupation, or the main supply route (MSR) with smoke.

STANDARD: The OPFOR element disrupts the enemy's movement and smoke operations. 1. Determines the delivery method of the smoke attack. 2. Locates the target. 3. Delivers the smoke attack downwind. 4. Attacks the enemy with smoke, and surge attacks when the enemy responds to the smoke.

TASK: Conduct an Aerial Reconnaissance (5-OPFOR-0010)

CONDITION: The opposing forces (OPFOR) headquarters (HQ) element requires intelligence on the locations and identification of enemy elements. An aircraft is dispatched to take photographs and make a visual inspection of the enemy rear area.

STANDARD: The OPFOR element gathers photograph intelligence of the enemy. 1. Photographs the assigned sectors. 2. Makes quick visual checks where the ceiling is low. 3. Locates enemy positions in the area, particularly support and storage bases, and command and control (C2) facilities. 4. Sustains no loss of aircraft. 5. Reports priority intelligence requirements (PIR) and other information requirements to the OPFOR HQ.

TASK: Gather Intelligence (5-OPFOR-0011)

CONDITION: The opposing forces (OPFOR) small element, operating in the rear area, is planning attacks on enemy bases. Information is needed to complete the plans.

STANDARD: The OPFOR element infiltrates, gathers intelligence information, and submits its findings to the command. 1. Identifies all priority intelligence requirements (PIR) and other intelligence requirements. 2. Passes through any outpost, defensive wire, or warning devices undetected. 3. Moves to an observation point that offers cover and concealment and is clear enough to gather PIR and other intelligence requirements. 4. Gathers all PIR and other intelligence requirements. 5. Withdraws from the area undetected. 6. Reports all information to the OPFOR headquarters (HQ).

TASK: Disrupt Enemy Movement and Operations Using Persistent and Nonpersistent Chemical Weapons (5-OPFOR-0015)

CONDITION: The opposing forces (OPFOR) element has located the enemy. Priority intelligence requirements (PIR) and other intelligence requirements have been obtained by OPFOR patrols. The OPFOR units deliver chemical agents, by means of conventional artillery weapons or aircraft, along selected supply routes and key bases in the rear area.

STANDARD: The OPFOR element disrupts enemy movement and operations using persistent and nonpersistent chemical weapons. 1. Delivers chemical agents in low and densely wooded areas. 2. Delays the movement of enemy supplies and equipment to the forward areas. 3. Restricts the movement of the enemy units in the rear area. 4. Channels the movement of enemy units into predesignated ambush areas. 5. Contaminates enemy supplies and equipment. 6. Inflicts a high rate of casualties on enemy forces.

TASK: Defeat Obstacles (5-OPFOR-0009)

CONDITION: The opposing forces (OPFOR) element encounters an obstacle that blocks the avenue of approach as it advances upon the enemy forces.

STANDARD: The OPFOR element bypasses or breaches the enemy obstacle. 1. Detects the obstacle before halting its main body. 2. Defeats the obstacle. a. Bypasses the obstacle without entering the engagement areas. b. Breaches the obstacle within 45 minutes and passes its entire force through the obstacle. 3. Does not incur degradation to the point that the mission must be discontinued.

TASK: Disrupt a Route Reconnaissance (5-OPFOR-0021)

CONDITION: The enemy is conducting a route reconnaissance. The opposing forces (OPFOR) element is positioned along the enemy's route.

STANDARD: The OPFOR element attempts to disrupt a squad/section conducting a route reconnaissance. 1. Prevents the unit from meeting its specified time schedule. 2. Forces the unit to deviate from its specified route. 3. Prevents the unit from reaching its assigned destination. 4. Surprises the squad/section. 5. Inflicts casualties on the unit.

TASK: Disrupt a Net Control Station (NCS) (5-OPFOR-0019)

CONDITION: The enemy has established a NCS. The opposing forces (OPFOR) element has radio and jamming equipment.

STANDARD: The OPFOR element attempts to disrupt an NCS. 1. Attempts to locate the radio frequency that the unit is operating on. 2. Attempts to enter the radio net. 3. Attempts to issue "bogus" orders to a unit on the net. 4. Jams the radio frequency and forces the unit to go to an alternate frequency.

TASK: Disrupt Construction of Vehicle Fighting Positions (5-OPFOR-0020)

CONDITION: The opposing forces (OPFOR) element has located the enemy. The priority intelligence requirements (PIR) and other intelligence obtained by OPFOR patrols indicate the enemy is constructing vehicle fighting positions within its defensive area. The OPFOR element has automatic and antiarmor weapons and light mortars.

STANDARD: The OPFOR element attempts to disrupt the enemy's efforts to establish vehicle fighting positions. 1. Locates the defensive area. 2. Surprises the main body. 3. Penetrates the defensive area with squad-size probes. 4. Inflicts casualties on the unit. 5. Destroys vehicles. 6. Disrupts the unit's preparations (prevents or delays beyond the unit's allotted time).

TASK: Disrupt Defensive Preparations (5-OPFOR-0018)

CONDITION: The opposing forces (OPFOR) element has located the enemy. Priority intelligence requirements (PIR) and other intelligence requirements obtained by OPFOR patrols indicate that the enemy elements are establishing defensive positions. The OPFOR element has automatic and antiarmor weapons and light mortars.

STANDARD: The OPFOR element disrupts and delays the enemy's defensive preparations. 1. Locates and penetrates the enemy's security system. 2. Forces the enemy to delay defensive preparations. 3. Disrupts the enemy's obstacle preparations.

TASK: Disrupt Quarters Party Operations (5-OPFOR-0017)

CONDITION: The enemy is conducting quarters party operations. It has established an assembly area (AA) but has not moved in the main body.

STANDARD: The opposing forces (OPFOR) element attempts to disrupt quarters party operations and infiltrate the enemy's AA. 1. Locates the quarters party and the AA. 2. Surprises the main body. 3. Penetrates the AA with squad-size probes. 4. Inflicts personnel casualties and vehicle damage. 5. Disrupts the unit's preparations (prevents or delays beyond the unit's allotted time).

TASK: Disrupt Movement (5-OPFOR-0014)

CONDITION: The enemy is expected to move through the opposing forces (OPFOR) element's area of operations. The OPFOR element has received an operation order (OPORD) or fragmentary order (FRAGO) to disrupt enemy movement. The enemy has the capability to defend with direct fire and antiarmor weapons.

STANDARD: The OPFOR element delays enemy movement. 1. Delays the element. 2. Forces the element to deviate from its route. 3. Prevents the element from reaching its destination. 4. Surprises the element's main body.

TASK: Disrupt Enemy Movement and Operations Using Tactical Nuclear Weapons (5-OPFOR-0016)

CONDITION: The opposing forces (OPFOR) element has located the enemy. Priority intelligence requirements (PIR) and other intelligence requirements have been obtained by OPFOR patrols. Tactical nuclear weapons are employed against key locations in the rear area.

STANDARD: The OPFOR element disrupts enemy movement and operations. 1. Disrupts or delays the movement of the enemy's equipment and supplies to the forward areas. 2. Destroys enemy equipment and supplies. 3. Inflicts a high rate of nuclear casualties among the enemy forces. 4. Denies the enemy the use of specified areas. 5. Contaminates the enemy's equipment and supplies.

TASK: Counter Passage of Lines (5-OPFOR-0012)

CONDITION: Enemy forces are in defensive positions, but they are expected to attempt passage-of-lines operations. The opposing forces (OPFOR) received orders to disrupt enemy passage-of-lines operations.

STANDARD: The OPFOR element delays or prevents enemy passage of lines. 1. Delays the passage. 2. Prevents the company from moving all personnel through the stationary unit. 3. Engages the main body of either the moving or the stationary unit.

TASK: Conduct Sniper Operations (5-OPFOR-0006)

CONDITION: The opposing forces (OPFOR) element has assigned snipers (regular or irregular elements) in the enemy's rear area along the main supply route (MSR) and near support sites.

STANDARD: The OPFOR element kills or wounds targets. 1. Sets up a well-concealed location. 2. Engages vehicle drivers or personnel on foot with short bursts of semiautomatic fire. 3. Kills or wounds selected targets. 4. Prevents the position from being discovered by enemy forces. 5. Evacuates the area without being spotted. 6. Reports all specified priority intelligence requirements (PIR) and other intelligence requirements to the OPFOR headquarters (HQ).

TASK: Defend a Minefield (5-OPFOR-0023)

CONDITION: The enemy is conducting a minefield sweeping operation. The opposing forces (OPFOR) element has a minefield placed in the enemy's path. The minefield is under constant observation and fire.

STANDARD: The OPFOR element defends a minefield against an enemy element conducting a minefield sweeping operation. 1. Prevents the unit from detecting the obstacle. 2. Disrupts the minefield sweeping operation. 3. Prevents the unit from conducting the minefield sweeping operation, prevents the unit from moving all personnel through the breach or delays the completion of the minefield sweeping operation for more than 45 minutes.

TASK: Surrender to the Capturing Unit on the Battlefield (5-OPFOR-0024)

CONDITION: The enemy has captured the opposing forces (OPFOR) element's soldiers, documents, and equipment sensitive to the OPFOR tactical operations.

STANDARD: The OPFOR soldiers retain or destroy documents and equipment. The OPFOR element surrenders documents and equipment of no tactical use to the enemy and attempts to conceal or destroy items of tactical value. The OPFOR element attempts escape and evasion. 1. Prevents the successful capture of documents and equipment. 2. Destroys documents and equipment. 3. Removes identifying markings from equipment. 4. Removes unit-identifying insignia. 5. Provides misleading information. 6. Plans an escape. 7. Delays movement to the nearest collection point. 8. Prevents safeguarding of enemy prisoners of war (EPWs) in order to cause embarrassment to the United States (US).

TASK: Disrupt Assembly Area (AA) Activities (5-OPFOR-0013)

CONDITION: Intelligence reports indicate that platoon- and company-size enemy units are operating in the opposing forces (OPFOR) area of operations. Enemy units can defend from AAs with direct fire, antiarmor weapons, and indirect fire. The enemy has close air support (CAS) and nuclear, biological, and chemical (NBC) capabilities.

STANDARD: The OPFOR element locates and disrupts the enemy's AA activities. 1. Locates the element's AA. 2. Probes the AA with squad- or team-size elements. 3. Inflicts more than 5 percent casualties on the element. 4. Disrupts the element's preparations (prevents or delays beyond the element's allotted time).

TASK: Disrupt an Engineer Reconnaissance (5-OPFOR-0022)

CONDITION: The enemy is conducting an engineer reconnaissance. The opposing forces (OPFOR) element is positioned along the enemy's route.

STANDARD: The OPFOR element disrupts an engineer reconnaissance. 1. Prevents the unit from meeting its specified time schedule. 2. Forces the unit to deviate from its specified route. 3. Prevents the unit from accomplishing its assigned engineer reconnaissance. 4. Surprises the unit conducting the reconnaissance.

TASK: Conduct an Ambush (5-OPFOR-0007)

CONDITION: The enemy is moving in a convoy. The opposing forces (OPFOR) element is positioned along the enemy's route.

STANDARD: The OPFOR element inflicts casualties on the enemy and causes vehicle and equipment damage. 1. Prepares an ambush site before the element arrives. 2. Surprises march element forces. 3. Inflicts heavy casualties within the designated kill zone. 4. Inflicts heavy damage to vehicles and equipment within the designated kill zone. 5. Delays the march element from reaching a specified destination for a specified period of time. 6. Withdraws on order. 7. Sustains no casualties. 8. Reports actions to superiors.

TASK: Maintain Contact (5-OPFOR-0003)

CONDITION: The opposing forces (OPFOR) element is engaged with enemy base defense forces. The enemy forces are withdrawing under pressure.

STANDARD: The OPFOR element maintains enemy contact while the enemy withdraws. 1. Engages the enemy forces decisively. 2. Advances the OPFOR as the enemy forces withdraw. 3. Inflicts heavy casualties. 4. Captures the members of the enemy force. 5. Captures documents and equipment. 6. Safeguards captured documents, equipment, and personnel.

ELEMENTS: Company Headquarters
 Two Float Bridge Platoon Headquarters
 Four Bridge Sections
 Two Bridge Support Sections
 Support Platoon Headquarters
 Maintenance and Equipment Section
 Two Site Support Sections
 Augment

TASK: Coordinate for Organizational Maintenance Support (05-2-1126)
 (DA PAM 738-750) (AR 725-50) (AR 750-43)
 (FM 4-30.3)

ITERATION: 1 2 3 4 5 M (Circle)
COMMANDER/LEADER ASSESSMENT: T P U (Circle)

CONDITIONS: A company is performing continuous tactical operations in support of a maneuver force. The absence of maintenance capabilities requires the unit to coordinate for organizational maintenance support in order to sustain the unit equipment. Digital units have performed functionality checks, and systems are operational. Some iterations of this task should be performed in MOPP4.

TASK STANDARDS: The commander or his designated representative coordinates for and receives organizational maintenance support necessary to support continuous operations. Digital units send and receive reports and requests using frequency-modulated (FM) or digital means. The time required to perform this task is increased when conducting it in mission-oriented protection posture (MOPP) 4.

TASK STEPS AND PERFORMANCE MEASURES	GO	NO-GO
<ul style="list-style-type: none"> * 1. The company commander identifies the need for organizational maintenance support. <ul style="list-style-type: none"> a. Reviewed the requests from the subordinate elements and key leaders. b. Determined if the equipment needed to be serviced, recovered, repaired, or evacuated to the unit maintenance collection point (UMCP). c. Determined what repair parts or services were needed. * 2. The company commander reviews the operation order (OPORD) and determines whether the supported unit or the battalion will provide support. * 3. The company commander or the maintenance officer requests support. <ul style="list-style-type: none"> a. Included the following information in the request: <ul style="list-style-type: none"> (1) The location of the equipment and the routes to the site. (2) The extent of the damage or the type of service required. (3) The parts needed to repair the equipment, if known. b. Submitted the request within one hour of notification that the equipment was non-mission -capable (NMC). 4. Company personnel support and assist the maintenance team in the repair or evacuation of equipment. <ul style="list-style-type: none"> a. Provided personnel support as needed. b. Provided logistical support to include rations; petroleum, oil, and lubricants (POL); and power generation equipment (if available). * 5. The company maintenance officer provides an equipment status and condition report to the supporting unit. <ul style="list-style-type: none"> a. Used Department of the Army (DA) Form 2406. 		

TASK STEPS AND PERFORMANCE MEASURES	GO	NO-GO
b. Provided the reports as specified in the OPORD or the standing operating procedure (SOP). * 6. The company commander or his designated representative coordinates with the supporting maintenance activity for the pickup of NMC supply (NMCS) or maintenance equipment. a. Inspected the vehicles to ensure that the repairs were completed and that the equipment was mission-capable. b. Submitted an updated status report to higher headquarters (HQ).		

TASK PERFORMANCE / EVALUATION SUMMARY BLOCK							
ITERATION	1	2	3	4	5	M	TOTAL
TOTAL TASK STEPS EVALUATED							
TOTAL TASK STEPS "GO"							
TRAINING STATUS "GO"/"NO-GO"							

"*" indicates a leader task step.

SUPPORTING INDIVIDUAL TASKS

Task Number	Task Title
052-197-3085	Supervise Fixed-Bridge Maintenance

SUPPORTING COLLECTIVE TASKS

Task Number	Task Title
05-2-1131	Establish Unit Maintenance Operations
05-2-1218	Conduct Report Procedures
05-2-7008	Prepare an Operation Order (OPORD) (Company/Platoon)

OPFOR TASKS AND STANDARDS

TASK: Conduct an Aerial Reconnaissance (5-OPFOR-0010)

CONDITION: The opposing forces (OPFOR) headquarters (HQ) element requires intelligence on the locations and identification of enemy elements. An aircraft is dispatched to take photographs and make a visual inspection of the enemy rear area.

STANDARD: The OPFOR element gathers photograph intelligence of the enemy. 1. Photographs the assigned sectors. 2. Makes quick visual checks where the ceiling is low. 3. Locates enemy positions in the area, particularly support and storage bases, and command and control (C2) facilities. 4. Sustains no loss of aircraft. 5. Reports priority intelligence requirements (PIR) and other information requirements to the OPFOR HQ.

TASK: Gather Intelligence (5-OPFOR-0011)

CONDITION: The opposing forces (OPFOR) small element, operating in the rear area, is planning attacks on enemy bases. Information is needed to complete the plans.

STANDARD: The OPFOR element infiltrates, gathers intelligence information, and submits its findings to the command. 1. Identifies all priority intelligence requirements (PIR) and other intelligence requirements. 2. Passes through any outpost, defensive wire, or warning devices undetected. 3. Moves to an observation point that offers cover and concealment and is clear enough to gather PIR and other intelligence requirements. 4. Gathers all PIR and other intelligence requirements. 5. Withdraws from the area undetected. 6. Reports all information to the OPFOR headquarters (HQ).

TASK: Disrupt a Route Reconnaissance (5-OPFOR-0021)

CONDITION: The enemy is conducting a route reconnaissance. The opposing forces (OPFOR) element is positioned along the enemy's route.

STANDARD: The OPFOR element attempts to disrupt a squad/section conducting a route reconnaissance. 1. Prevents the unit from meeting its specified time schedule. 2. Forces the unit to deviate from its specified route. 3. Prevents the unit from reaching its assigned destination. 4. Surprises the squad/section. 5. Inflicts casualties on the unit.

TASK: Defeat Obstacles (5-OPFOR-0009)

CONDITION: The opposing forces (OPFOR) element encounters an obstacle that blocks the avenue of approach as it advances upon the enemy forces.

STANDARD: The OPFOR element bypasses or breaches the enemy obstacle. 1. Detects the obstacle before halting its main body. 2. Defeats the obstacle. a. Bypasses the obstacle without entering the engagement areas. b. Breaches the obstacle within 45 minutes and passes its entire force through the obstacle. 3. Does not incur degradation to the point that the mission must be discontinued.

TASK: Conduct an Attack (5-OPFOR-0008)

CONDITION: The enemy is conducting tactical operations. The opposing forces (OPFOR) element receives orders to attack the enemy, the area of occupation, or the main supply route (MSR) with smoke.

STANDARD: The OPFOR element disrupts the enemy's movement and smoke operations. 1. Determines the delivery method of the smoke attack. 2. Locates the target. 3. Delivers the smoke attack downwind. 4. Attacks the enemy with smoke, and surge attacks when the enemy responds to the smoke.

TASK: Disrupt a Net Control Station (NCS) (5-OPFOR-0019)

CONDITION: The enemy has established a NCS. The opposing forces (OPFOR) element has radio and jamming equipment.

STANDARD: The OPFOR element attempts to disrupt an NCS. 1. Attempts to locate the radio frequency that the unit is operating on. 2. Attempts to enter the radio net. 3. Attempts to issue "bogus" orders to a unit on the net. 4. Jams the radio frequency and forces the unit to go to an alternate frequency.

TASK: Disrupt Construction of Vehicle Fighting Positions (5-OPFOR-0020)

CONDITION: The opposing forces (OPFOR) element has located the enemy. The priority intelligence requirements (PIR) and other intelligence obtained by OPFOR patrols indicate the enemy is constructing vehicle fighting positions within its defensive area. The OPFOR element has automatic and antiarmor weapons and light mortars.

STANDARD: The OPFOR element attempts to disrupt the enemy's efforts to establish vehicle fighting positions. 1. Locates the defensive area. 2. Surprises the main body. 3. Penetrates the defensive area with squad-size probes. 4. Inflicts casualties on the unit. 5. Destroys vehicles. 6. Disrupts the unit's preparations (prevents or delays beyond the unit's allotted time).

TASK: Conduct an Ambush (5-OPFOR-0007)

CONDITION: The enemy is moving in a convoy. The opposing forces (OPFOR) element is positioned along the enemy's route.

STANDARD: The OPFOR element inflicts casualties on the enemy and causes vehicle and equipment damage. 1. Prepares an ambush site before the element arrives. 2. Surprises march element forces. 3. Inflicts heavy casualties within the designated kill zone. 4. Inflicts heavy damage to vehicles and equipment within the designated kill zone. 5. Delays the march element from reaching a specified destination for a specified period of time. 6. Withdraws on order. 7. Sustains no casualties. 8. Reports actions to superiors.

TASK: Conduct Terrorist and Saboteur Attacks (5-OPFOR-0005)

CONDITION: The opposing forces (OPFOR) element dispatches small teams into the enemy's rear area to disrupt combat service support (CSS) operations.

STANDARD: The enemy sustains disrupted command and control (C2), destroyed equipment and supplies, and light casualties. 1. Locates rear support bases and C2 facilities. 2. Delays and disrupts CSS operations through probes. 3. Infiltrates CSS bases to conduct sabotage and terrorist activities. 4. Inflicts light casualties. 5. Destroys supplies and equipment.

TASK: Disrupt Defensive Preparations (5-OPFOR-0018)

CONDITION: The opposing forces (OPFOR) element has located the enemy. Priority intelligence requirements (PIR) and other intelligence requirements obtained by OPFOR patrols indicate that the enemy elements are establishing defensive positions. The OPFOR element has automatic and antiarmor weapons and light mortars.

STANDARD: The OPFOR element disrupts and delays the enemy's defensive preparations. 1. Locates and penetrates the enemy's security system. 2. Forces the enemy to delay defensive preparations. 3. Disrupts the enemy's obstacle preparations.

TASK: Disrupt Quartering Party Operations (5-OPFOR-0017)

CONDITION: The enemy is conducting quartering party operations. It has established an assembly area (AA) but has not moved in the main body.

STANDARD: The opposing forces (OPFOR) element attempts to disrupt quartering party operations and infiltrate the enemy's AA. 1. Locates the quartering party and the AA. 2. Surprises the main body. 3. Penetrates the AA with squad-size probes. 4. Inflicts personnel casualties and vehicle damage. 5. Disrupts the unit's preparations (prevents or delays beyond the unit's allotted time).

TASK: Disrupt Enemy Movement and Operations Using Tactical Nuclear Weapons (5-OPFOR-0016)

CONDITION: The opposing forces (OPFOR) element has located the enemy. Priority intelligence requirements (PIR) and other intelligence requirements have been obtained by OPFOR patrols. Tactical nuclear weapons are employed against key locations in the rear area.

STANDARD: The OPFOR element disrupts enemy movement and operations. 1. Disrupts or delays the movement of the enemy's equipment and supplies to the forward areas. 2. Destroys enemy equipment and supplies. 3. Inflicts a high rate of nuclear casualties among the enemy forces. 4. Denies the enemy the use of specified areas. 5. Contaminates the enemy's equipment and supplies.

TASK: Disrupt Enemy Movement and Operations Using Persistent and Nonpersistent Chemical Weapons (5-OPFOR-0015)

CONDITION: The opposing forces (OPFOR) element has located the enemy. Priority intelligence requirements (PIR) and other intelligence requirements have been obtained by OPFOR patrols. The OPFOR units deliver chemical agents, by means of conventional artillery weapons or aircraft, along selected supply routes and key bases in the rear area.

STANDARD: The OPFOR element disrupts enemy movement and operations using persistent and nonpersistent chemical weapons. 1. Delivers chemical agents in low and densely wooded areas. 2. Delays the movement of enemy supplies and equipment to the forward areas. 3. Restricts the movement of the enemy units in the rear area. 4. Channels the movement of enemy units into predesignated ambush areas. 5. Contaminates enemy supplies and equipment. 6. Inflicts a high rate of casualties on enemy forces.

TASK: Disrupt Movement (5-OPFOR-0014)

CONDITION: The enemy is expected to move through the opposing forces (OPFOR) element's area of operations. The OPFOR element has received an operation order (OPORD) or fragmentary order (FRAGO) to disrupt enemy movement. The enemy has the capability to defend with direct fire and antiarmor weapons.

STANDARD: The OPFOR element delays enemy movement. 1. Delays the element. 2. Forces the element to deviate from its route. 3. Prevents the element from reaching its destination. 4. Surprises the element's main body.

TASK: Counter Passage of Lines (5-OPFOR-0012)

CONDITION: Enemy forces are in defensive positions, but they are expected to attempt passage-of-lines operations. The opposing forces (OPFOR) received orders to disrupt enemy passage-of-lines operations.

STANDARD: The OPFOR element delays or prevents enemy passage of lines. 1. Delays the passage. 2. Prevents the company from moving all personnel through the stationary unit. 3. Engages the main body of either the moving or the stationary unit.

TASK: Defend a Minefield (5-OPFOR-0023)

CONDITION: The enemy is conducting a minefield sweeping operation. The opposing forces (OPFOR) element has a minefield placed in the enemy's path. The minefield is under constant observation and fire.

STANDARD: The OPFOR element defends a minefield against an enemy element conducting a minefield sweeping operation. 1. Prevents the unit from detecting the obstacle. 2. Disrupts the minefield sweeping operation. 3. Prevents the unit from conducting the minefield sweeping operation, prevents the unit from moving all personnel through the breach or delays the completion of the minefield sweeping operation for more than 45 minutes.

TASK: Conduct Sniper Operations (5-OPFOR-0006)

CONDITION: The opposing forces (OPFOR) element has assigned snipers (regular or irregular elements) in the enemy's rear area along the main supply route (MSR) and near support sites.

STANDARD: The OPFOR element kills or wounds targets. 1. Sets up a well-concealed location. 2. Engages vehicle drivers or personnel on foot with short bursts of semiautomatic fire. 3. Kills or wounds selected targets. 4. Prevents the position from being discovered by enemy forces. 5. Evacuates the area without being spotted. 6. Reports all specified priority intelligence requirements (PIR) and other intelligence requirements to the OPFOR headquarters (HQ).

TASK: Conduct Air Attacks (5-OPFOR-0002)

CONDITION: The opposing forces (OPFOR) element in the rear area has forwarded the positions of the enemy support sites or the locations of moving elements. The OPFOR aircraft have been dispatched to attack enemy installations or convoys.

STANDARD: The OPFOR element attempts to delay, disrupt, or damage the enemy targets by air. 1. Locates the target (support sites or convoys). 2. Makes attack runs on the designated targets. 3. Inflicts heavy damage to the selected target. 4. Sustains no loss of aircraft. 5. Delays moving the force for more than one hour.

TASK: Attack (5-OPFOR-0001)

CONDITION: The opposing forces (OPFOR) element has located the enemy. The priority intelligence requirements (PIR) and other intelligence requirements have been obtained by OPFOR patrols. The OPFOR element has automatic and antiarmor weapons and light mortars.

STANDARD: The OPFOR element attempts to seize the terrain, vehicles, or equipment. 1. Develops an attack plan. 2. Surprises the enemy unit's main body. 3. Initiates the attack using a scheme of maneuver that exploits the enemy's flanks, gaps, and weaknesses. 4. Uses covered and concealed routes to approach the enemy forces' flanks, gaps, or weakly held areas. 5. Employs indirect fire to support the attack. 6. Penetrates enemy defenses. 7. Destroys equipment and supplies. 8. Inflicts heavy casualties. 9. Isolates the combat service support (CSS) base by blocking reinforcements. 10. Forces enemy units to displace. 11. Avoids being fixed in one position. 12. Withdraws before the CSS base is reinforced with tactical combat forces.

TASK: Surrender to the Capturing Unit on the Battlefield (5-OPFOR-0024)

CONDITION: The enemy has captured the opposing forces (OPFOR) element's soldiers, documents, and equipment sensitive to the OPFOR tactical operations.

STANDARD: The OPFOR soldiers retain or destroy documents and equipment. The OPFOR element surrenders documents and equipment of no tactical use to the enemy and attempts to conceal or destroy items of tactical value. The OPFOR element attempts escape and evasion. 1. Prevents the successful capture of documents and equipment. 2. Destroys documents and equipment. 3. Removes identifying markings from equipment. 4. Removes unit-identifying insignia. 5. Provides misleading information. 6. Plans an escape. 7. Delays movement to the nearest collection point. 8. Prevents safeguarding of enemy prisoners of war (EPWs) in order to cause embarrassment to the United States (US).

TASK: Conduct a Raid (5-OPFOR-0004)

CONDITION: The opposing forces (OPFOR) element has occupied an objective rally point and has orders to conduct a raid on a combat service support (CSS) base.

STANDARD: The OPFOR element infiltrates the enemy's base and destroys all of the targets. 1. Surprises the enemy forces. 2. Assaults the support base and accomplishes the assigned tasks. 3. Destroys the specified equipment and supplies. 4. Avoids being decisively engaged. 5. Withdraws all personnel from the objective areas within the time prescribed. 6. Obtains all priority intelligence requirements (PIR) from the raid site. 7. Sustains only light casualties from enemy fire.

TASK: Disrupt Assembly Area (AA) Activities (5-OPFOR-0013)

CONDITION: Intelligence reports indicate that platoon- and company-size enemy units are operating in the opposing forces (OPFOR) area of operations. Enemy units can defend from AAs with direct fire, antiarmor weapons, and indirect fire. The enemy has close air support (CAS) and nuclear, biological, and chemical (NBC) capabilities.

STANDARD: The OPFOR element locates and disrupts the enemy's AA activities. 1. Locates the element's AA. 2. Probes the AA with squad- or team-size elements. 3. Inflicts more than 5 percent casualties on the element. 4. Disrupts the element's preparations (prevents or delays beyond the element's allotted time).

TASK: Disrupt an Engineer Reconnaissance (5-OPFOR-0022)

CONDITION: The enemy is conducting an engineer reconnaissance. The opposing forces (OPFOR) element is positioned along the enemy's route.

STANDARD: The OPFOR element disrupts an engineer reconnaissance. 1. Prevents the unit from meeting its specified time schedule. 2. Forces the unit to deviate from its specified route. 3. Prevents the unit from accomplishing its assigned engineer reconnaissance. 4. Surprises the unit conducting the reconnaissance.

TASK: Maintain Contact (5-OPFOR-0003)

CONDITION: The opposing forces (OPFOR) element is engaged with enemy base defense forces. The enemy forces are withdrawing under pressure.

STANDARD: The OPFOR element maintains enemy contact while the enemy withdraws. 1. Engages the enemy forces decisively. 2. Advances the OPFOR as the enemy forces withdraw. 3. Inflicts heavy casualties. 4. Captures the members of the enemy force. 5. Captures documents and equipment. 6. Safeguards captured documents, equipment, and personnel.

ELEMENTS: Support Platoon Headquarters
Two Site Support Sections
Augment

TASK: Construct/Repair a Bridge Abutment (05-3-0611)
(FM 5-426) (FM 5-446)

ITERATION: 1 2 3 4 5 M (Circle)

COMMANDER/LEADER ASSESSMENT: T P U (Circle)

CONDITIONS: The platoon is performing continuous tactical operations. The platoon receives a mission requiring the construction or repair of a bridge abutment. Some iterations of this task should be performed in MOPP4.

TASK STANDARDS: The platoon constructs/repairs the bridge abutment according to plans and specifications and in the timeframe established by the construction plan. The time required to perform this task is increased when conducting it in mission-oriented protection posture (MOPP) 4.

TASK STEPS AND PERFORMANCE MEASURES	GO	NO-GO
<p>* 1. The element leader conducts troop-leading procedures.</p> <p>* 2. The element leader/sergeant plans the construction.</p> <ul style="list-style-type: none"> a. Conducted a site reconnaissance. b. Determined all material and transportation requirements based on the construction directive. c. Submitted requests for additional equipment, material, or transportation required. d. Issued warning orders (WOs), operation orders (OPORDs), and appropriate safety requirements. e. Ensured that quality control procedures were implemented. <p>* 3. The element leader/sergeant establishes jobsite security.</p> <p>4. The platoon lays out the centerline.</p> <ul style="list-style-type: none"> a. Ensured that the abutments were laid out correctly according to the plans and specifications. b. Placed the centerline stake not less than 15 feet behind the proposed location of the abutment sills. c. Laid out the centerline for gaps wider than 100 feet by using intermediate stakes, as needed, to prevent sag. d. Placed the line level with the intended top of the flooring, or at some known distance above or below it. <p>5. The platoon constructs the abutment.</p> <ul style="list-style-type: none"> a. Located the sill's location. <p>NOTE: Both distances must be the same.</p> <ul style="list-style-type: none"> (1) Placed the sill at its approximate location under the centerline. (2) Ensured that the sill was at a right angle to the centerline by using a line from the centerline stake, 15 feet behind the sill to each end of the sill. (3) Marked the sill location and then removed it to construct the foundation. 		

TASK STEPS AND PERFORMANCE MEASURES	GO	NO-GO
<p>b. Provided a level surface for footings and ensured that the surface supporting each footing was 2 inches higher than its final position to allow for settling.</p> <p>NOTE: If the area is dug too deep, do not backfill; instead, raise the area level with the planking.</p> <p>c. Placed footings.</p> <p>(1) Placed the two outside footings so that the edges were under the ends of the sill.</p> <p>(2) Ensured that the long dimension of the footings were parallel to the bridge centerline.</p> <p>(3) Placed the remaining footings, equally spaced, between and in line with the outside footings.</p> <p>d. Installed the sill on the footing centerline.</p> <p>(1) Placed the sill on the footing centerline so that the load was in the middle of each footing.</p> <p>(2) Placed the largest sill vertically.</p> <p>e. Provided for drainage of the abutment area.</p> <p>f. Constructed a retaining wall and wing walls, if required by the plans and specifications.</p> <p>(1) Drove the posts or piles into the ground a minimum of 4 feet.</p> <p>(2) Fastened anchor cables from the top of the piles or posts to a deadman behind the retaining wall.</p> <p>* 6. The element leader/sergeant submits status reports to the company as prescribed in the unit's standing operating procedure (SOP).</p>		

TASK PERFORMANCE / EVALUATION SUMMARY BLOCK							
ITERATION	1	2	3	4	5	M	TOTAL
TOTAL TASK STEPS EVALUATED							
TOTAL TASK STEPS "GO"							
TRAINING STATUS "GO"/"NO-GO"							

"*" indicates a leader task step.

SUPPORTING INDIVIDUAL TASKS

Task Number	Task Title
052-195-4050	Prepare Engineer Estimates
052-197-4028	Determine Bailey Bridge Logistical Requirements

SUPPORTING COLLECTIVE TASKS

Task Number	Task Title
05-3-0904.05-R01A	Establish Jobsite Security

OPFOR TASKS AND STANDARDS

TASK: Conduct an Attack (5-OPFOR-0008)

CONDITION: The enemy is conducting tactical operations. The opposing forces (OPFOR) element receives orders to attack the enemy, the area of occupation, or the main supply route (MSR) with smoke.

STANDARD: The OPFOR element disrupts the enemy's movement and smoke operations. 1. Determines the delivery method of the smoke attack. 2. Locates the target. 3. Delivers the smoke attack downwind. 4. Attacks the enemy with smoke, and surge attacks when the enemy responds to the smoke.

TASK: Maintain Contact (5-OPFOR-0003)

CONDITION: The opposing forces (OPFOR) element is engaged with enemy base defense forces. The enemy forces are withdrawing under pressure.

STANDARD: The OPFOR element maintains enemy contact while the enemy withdraws. 1. Engages the enemy forces decisively. 2. Advances the OPFOR as the enemy forces withdraw. 3. Inflicts heavy casualties. 4. Captures the members of the enemy force. 5. Captures documents and equipment. 6. Safeguards captured documents, equipment, and personnel.

TASK: Conduct an Ambush (5-OPFOR-0007)

CONDITION: The enemy is moving in a convoy. The opposing forces (OPFOR) element is positioned along the enemy's route.

STANDARD: The OPFOR element inflicts casualties on the enemy and causes vehicle and equipment damage. 1. Prepares an ambush site before the element arrives. 2. Surprises march element forces. 3. Inflicts heavy casualties within the designated kill zone. 4. Inflicts heavy damage to vehicles and equipment within the designated kill zone. 5. Delays the march element from reaching a specified destination for a specified period of time. 6. Withdraws on order. 7. Sustains no casualties. 8. Reports actions to superiors.

TASK: Disrupt a Route Reconnaissance (5-OPFOR-0021)

CONDITION: The enemy is conducting a route reconnaissance. The opposing forces (OPFOR) element is positioned along the enemy's route.

STANDARD: The OPFOR element attempts to disrupt a squad/section conducting a route reconnaissance. 1. Prevents the unit from meeting its specified time schedule. 2. Forces the unit to deviate from its specified route. 3. Prevents the unit from reaching its assigned destination. 4. Surprises the squad/section. 5. Inflicts casualties on the unit.

TASK: Conduct a Raid (5-OPFOR-0004)

CONDITION: The opposing forces (OPFOR) element has occupied an objective rally point and has orders to conduct a raid on a combat service support (CSS) base.

STANDARD: The OPFOR element infiltrates the enemy's base and destroys all of the targets. 1. Surprises the enemy forces. 2. Assaults the support base and accomplishes the assigned tasks. 3. Destroys the specified equipment and supplies. 4. Avoids being decisively engaged. 5. Withdraws all personnel from the objective areas within the time prescribed. 6. Obtains all priority intelligence requirements (PIR) from the raid site. 7. Sustains only light casualties from enemy fire.

TASK: Disrupt a Net Control Station (NCS) (5-OPFOR-0019)

CONDITION: The enemy has established a NCS. The opposing forces (OPFOR) element has radio and jamming equipment.

STANDARD: The OPFOR element attempts to disrupt an NCS. 1. Attempts to locate the radio frequency that the unit is operating on. 2. Attempts to enter the radio net. 3. Attempts to issue "bogus" orders to a unit on the net. 4. Jams the radio frequency and forces the unit to go to an alternate frequency.

TASK: Disrupt Construction of Vehicle Fighting Positions (5-OPFOR-0020)

CONDITION: The opposing forces (OPFOR) element has located the enemy. The priority intelligence requirements (PIR) and other intelligence obtained by OPFOR patrols indicate the enemy is constructing vehicle fighting positions within its defensive area. The OPFOR element has automatic and antiarmor weapons and light mortars.

STANDARD: The OPFOR element attempts to disrupt the enemy's efforts to establish vehicle fighting positions. 1. Locates the defensive area. 2. Surprises the main body. 3. Penetrates the defensive area with squad-size probes. 4. Inflicts casualties on the unit. 5. Destroys vehicles. 6. Disrupts the unit's preparations (prevents or delays beyond the unit's allotted time).

TASK: Defeat Obstacles (5-OPFOR-0009)

CONDITION: The opposing forces (OPFOR) element encounters an obstacle that blocks the avenue of approach as it advances upon the enemy forces.

STANDARD: The OPFOR element bypasses or breaches the enemy obstacle. 1. Detects the obstacle before halting its main body. 2. Defeats the obstacle. a. Bypasses the obstacle without entering the engagement areas. b. Breaches the obstacle within 45 minutes and passes its entire force through the obstacle. 3. Does not incur degradation to the point that the mission must be discontinued.

TASK: Disrupt an Engineer Reconnaissance (5-OPFOR-0022)

CONDITION: The enemy is conducting an engineer reconnaissance. The opposing forces (OPFOR) element is positioned along the enemy's route.

STANDARD: The OPFOR element disrupts an engineer reconnaissance. 1. Prevents the unit from meeting its specified time schedule. 2. Forces the unit to deviate from its specified route. 3. Prevents the unit from accomplishing its assigned engineer reconnaissance. 4. Surprises the unit conducting the reconnaissance.

TASK: Conduct an Aerial Reconnaissance (5-OPFOR-0010)

CONDITION: The opposing forces (OPFOR) headquarters (HQ) element requires intelligence on the locations and identification of enemy elements. An aircraft is dispatched to take photographs and make a visual inspection of the enemy rear area.

STANDARD: The OPFOR element gathers photograph intelligence of the enemy. 1. Photographs the assigned sectors. 2. Makes quick visual checks where the ceiling is low. 3. Locates enemy positions in the area, particularly support and storage bases, and command and control (C2) facilities. 4. Sustains no loss of aircraft. 5. Reports priority intelligence requirements (PIR) and other information requirements to the OPFOR HQ.

TASK: Conduct Terrorist and Saboteur Attacks (5-OPFOR-0005)

CONDITION: The opposing forces (OPFOR) element dispatches small teams into the enemy's rear area to disrupt combat service support (CSS) operations.

STANDARD: The enemy sustains disrupted command and control (C2), destroyed equipment and supplies, and light casualties. 1. Locates rear support bases and C2 facilities. 2. Delays and disrupts CSS operations through probes. 3. Infiltrates CSS bases to conduct sabotage and terrorist activities. 4. Inflicts light casualties. 5. Destroys supplies and equipment.

TASK: Defend a Minefield (5-OPFOR-0023)

CONDITION: The enemy is conducting a minefield sweeping operation. The opposing forces (OPFOR) element has a minefield placed in the enemy's path. The minefield is under constant observation and fire.

STANDARD: The OPFOR element defends a minefield against an enemy element conducting a minefield sweeping operation. 1. Prevents the unit from detecting the obstacle. 2. Disrupts the minefield sweeping operation. 3. Prevents the unit from conducting the minefield sweeping operation, prevents the unit from moving all personnel through the breach or delays the completion of the minefield sweeping operation for more than 45 minutes.

TASK: Disrupt Defensive Preparations (5-OPFOR-0018)

CONDITION: The opposing forces (OPFOR) element has located the enemy. Priority intelligence requirements (PIR) and other intelligence requirements obtained by OPFOR patrols indicate that the enemy elements are establishing defensive positions. The OPFOR element has automatic and antiarmor weapons and light mortars.

STANDARD: The OPFOR element disrupts and delays the enemy's defensive preparations. 1. Locates and penetrates the enemy's security system. 2. Forces the enemy to delay defensive preparations. 3. Disrupts the enemy's obstacle preparations.

TASK: Disrupt Quartering Party Operations (5-OPFOR-0017)

CONDITION: The enemy is conducting quartering party operations. It has established an assembly area (AA) but has not moved in the main body.

STANDARD: The opposing forces (OPFOR) element attempts to disrupt quartering party operations and infiltrate the enemy's AA. 1. Locates the quartering party and the AA. 2. Surprises the main body. 3. Penetrates the AA with squad-size probes. 4. Inflicts personnel casualties and vehicle damage. 5. Disrupts the unit's preparations (prevents or delays beyond the unit's allotted time).

TASK: Disrupt Enemy Movement and Operations Using Tactical Nuclear Weapons (5-OPFOR-0016)

CONDITION: The opposing forces (OPFOR) element has located the enemy. Priority intelligence requirements (PIR) and other intelligence requirements have been obtained by OPFOR patrols. Tactical nuclear weapons are employed against key locations in the rear area.

STANDARD: The OPFOR element disrupts enemy movement and operations. 1. Disrupts or delays the movement of the enemy's equipment and supplies to the forward areas. 2. Destroys enemy equipment and supplies. 3. Inflicts a high rate of nuclear casualties among the enemy forces. 4. Denies the enemy the use of specified areas. 5. Contaminates the enemy's equipment and supplies.

TASK: Disrupt Enemy Movement and Operations Using Persistent and Nonpersistent Chemical Weapons (5-OPFOR-0015)

CONDITION: The opposing forces (OPFOR) element has located the enemy. Priority intelligence requirements (PIR) and other intelligence requirements have been obtained by OPFOR patrols. The OPFOR units deliver chemical agents, by means of conventional artillery weapons or aircraft, along selected supply routes and key bases in the rear area.

STANDARD: The OPFOR element disrupts enemy movement and operations using persistent and nonpersistent chemical weapons. 1. Delivers chemical agents in low and densely wooded areas. 2. Delays the movement of enemy supplies and equipment to the forward areas. 3. Restricts the movement of the enemy units in the rear area. 4. Channels the movement of enemy units into predesignated ambush areas. 5. Contaminates enemy supplies and equipment. 6. Inflicts a high rate of casualties on enemy forces.

TASK: Counter Passage of Lines (5-OPFOR-0012)

CONDITION: Enemy forces are in defensive positions, but they are expected to attempt passage-of-lines operations. The opposing forces (OPFOR) received orders to disrupt enemy passage-of-lines operations.

STANDARD: The OPFOR element delays or prevents enemy passage of lines. 1. Delays the passage. 2. Prevents the company from moving all personnel through the stationary unit. 3. Engages the main body of either the moving or the stationary unit.

TASK: Disrupt Movement (5-OPFOR-0014)

CONDITION: The enemy is expected to move through the opposing forces (OPFOR) element's area of operations. The OPFOR element has received an operation order (OPORD) or fragmentary order (FRAGO) to disrupt enemy movement. The enemy has the capability to defend with direct fire and antiarmor weapons.

STANDARD: The OPFOR element delays enemy movement. 1. Delays the element. 2. Forces the element to deviate from its route. 3. Prevents the element from reaching its destination. 4. Surprises the element's main body.

TASK: Disrupt Assembly Area (AA) Activities (5-OPFOR-0013)

CONDITION: Intelligence reports indicate that platoon- and company-size enemy units are operating in the opposing forces (OPFOR) area of operations. Enemy units can defend from AAs with direct fire, antiarmor weapons, and indirect fire. The enemy has close air support (CAS) and nuclear, biological, and chemical (NBC) capabilities.

STANDARD: The OPFOR element locates and disrupts the enemy's AA activities. 1. Locates the element's AA. 2. Probes the AA with squad- or team-size elements. 3. Inflicts more than 5 percent casualties on the element. 4. Disrupts the element's preparations (prevents or delays beyond the element's allotted time).

TASK: Conduct Sniper Operations (5-OPFOR-0006)

CONDITION: The opposing forces (OPFOR) element has assigned snipers (regular or irregular elements) in the enemy's rear area along the main supply route (MSR) and near support sites.

STANDARD: The OPFOR element kills or wounds targets. 1. Sets up a well-concealed location. 2. Engages vehicle drivers or personnel on foot with short bursts of semiautomatic fire. 3. Kills or wounds selected targets. 4. Prevents the position from being discovered by enemy forces. 5. Evacuates the area without being spotted. 6. Reports all specified priority intelligence requirements (PIR) and other intelligence requirements to the OPFOR headquarters (HQ).

TASK: Conduct Air Attacks (5-OPFOR-0002)

CONDITION: The opposing forces (OPFOR) element in the rear area has forwarded the positions of the enemy support sites or the locations of moving elements. The OPFOR aircraft have been dispatched to attack enemy installations or convoys.

STANDARD: The OPFOR element attempts to delay, disrupt, or damage the enemy targets by air. 1. Locates the target (support sites or convoys). 2. Makes attack runs on the designated targets. 3. Inflicts heavy damage to the selected target. 4. Sustains no loss of aircraft. 5. Delays moving the force for more than one hour.

TASK: Surrender to the Capturing Unit on the Battlefield (5-OPFOR-0024)

CONDITION: The enemy has captured the opposing forces (OPFOR) element's soldiers, documents, and equipment sensitive to the OPFOR tactical operations.

STANDARD: The OPFOR soldiers retain or destroy documents and equipment. The OPFOR element surrenders documents and equipment of no tactical use to the enemy and attempts to conceal or destroy items of tactical value. The OPFOR element attempts escape and evasion. 1. Prevents the successful capture of documents and equipment. 2. Destroys documents and equipment. 3. Removes identifying markings from equipment. 4. Removes unit-identifying insignia. 5. Provides misleading information. 6. Plans an escape. 7. Delays movement to the nearest collection point. 8. Prevents safeguarding of enemy prisoners of war (EPWs) in order to cause embarrassment to the United States (US).

TASK: Attack (5-OPFOR-0001)

CONDITION: The opposing forces (OPFOR) element has located the enemy. The priority intelligence requirements (PIR) and other intelligence requirements have been obtained by OPFOR patrols. The OPFOR element has automatic and antiarmor weapons and light mortars.

STANDARD: The OPFOR element attempts to seize the terrain, vehicles, or equipment. 1. Develops an attack plan. 2. Surprises the enemy unit's main body. 3. Initiates the attack using a scheme of maneuver that exploits the enemy's flanks, gaps, and weaknesses. 4. Uses covered and concealed routes to approach the enemy forces' flanks, gaps, or weakly held areas. 5. Employs indirect fire to support the attack. 6. Penetrates enemy defenses. 7. Destroys equipment and supplies. 8. Inflicts heavy casualties. 9. Isolates the combat service support (CSS) base by blocking reinforcements. 10. Forces enemy units to displace. 11. Avoids being fixed in one position. 12. Withdraws before the CSS base is reinforced with tactical combat forces.

ELEMENTS: Two Float Bridge Platoon Headquarters
 Four Bridge Sections
 Two Bridge Support Sections
 Two Site Support Sections

TASK: Construct a Nonstandard Fixed Bridge (05-3-0619)
 (FM 5-34) (FM 5-446)

ITERATION: 1 2 3 4 5 M (Circle)
COMMANDER/LEADER ASSESSMENT: T P U (Circle)

CONDITIONS: The platoon receives the mission to construct a nonstandard fixed bridge capable of passing two-lane military load class (MLC) 20 tracked and wheeled traffic along a main supply or along the lines of the communication route. A reconnaissance has been completed and a bypass is considered difficult. A construction directive with plans and specifications is provided. The site has been selected. The enemy's direct fire has been suppressed. Site security and internal communications have been established. The platoon has the required materials and construction equipment organic to the unit. Digital units have performed functionality checks, and systems are operational. Some iterations of this task should be performed in MOPP4.

TASK STANDARDS: The platoon and attachments construct a nonstandard fixed bridge ready to cross one-lane MLC 20 tracked or wheeled traffic no later than the time designated in the mission statement. Digital units send and receive reports using frequency-modulated (FM) or digital means. The time required to perform this task is increased when conducting it in mission-oriented protection posture (MOPP) 4.

TASK STEPS AND PERFORMANCE MEASURES	GO	NO-GO
<p>* 1. The element leader plans the construction. NOTE: Digital units have access to Digital Topographic Support System (DTSS) products to assist in the reconnaissance process.</p> <ul style="list-style-type: none"> a. Reconnoitered the site to measure the gap length and depth, check soil conditions, and identify access and egress routes and the location for materiel-storage areas. b. Determined all materiel and transportation requirements based on the mission statement. c. Submitted requests for the required construction equipment, materiel, and transportation. d. Developed a construction schedule by estimating the time required to complete individual tasks and the total project. e. Issued the order. <ul style="list-style-type: none"> (1) Demanded adherence to safety procedures in the unit's standing operating procedure (SOP) and appropriate Field Manuals. (2) Outlined actions to take in the event of an enemy attack. <p>* 2. The platoon sergeant organizes work parties and the work site.</p> <ul style="list-style-type: none"> a. Organized (as a minimum) the layout, substructure, superstructure, cutting, and materiel-issue crews (additional crews may be needed for special operations such as pile driving or welding). b. Designated a safety noncommissioned officer (NCO). c. Set up materiel-storage areas containing vehicle turnarounds and camouflaged them according to the tactical situation. d. Assigned layout tasks to squads. <ul style="list-style-type: none"> (1) Established the centerline and the baseline. 		

TASK STEPS AND PERFORMANCE MEASURES	GO	NO-GO
<p>(2) Located abutments and intermediate supports.</p> <ul style="list-style-type: none"> * 3. The element leader manages the construction of the bridge. <ul style="list-style-type: none"> a. Monitored safety. b. Ensured that the centerline was established according to the plans. c. Verified the location of abutments and intermediate supports. d. Managed the construction schedule. e. Maintained construction notes. f. Approved changes to the original plans. g. Submitted progress reports according to the unit's SOP. * 4. The platoon sergeant supervises construction of the bridge. <ul style="list-style-type: none"> a. Monitored safety. b. Reallocated personnel and equipment as needed. c. Supervised construction crews and techniques. d. Ensured adherence to plans and specifications. e. Notified the element leader of changes to the original plans. f. Ensured quality control. * 5. The platoon sergeant supervises site cleanup. <ul style="list-style-type: none"> a. Directed debris removal. b. Prepared excess salvageable materials for return to the battalion Supply Officer (US Army) (S4). * 6. The element leader or the platoon sergeant classifies the bridge. <ul style="list-style-type: none"> a. Inspected the bridge. b. Prepared Department of the Army (DA) Form 1249 showing the as-built condition. c. Classified the bridge. d. Ensured bridge classification signs were posted at both ends of the bridge. * 7. The element leader reports that the bridge is complete and ready for crossing traffic. <p>NOTE: Digital units populate the Force XXI Battle Command Brigade and Below (FBCB2) System with the location of the site and send reports according to the unit's tactical standing operating procedure (TACSOP).</p>		

TASK PERFORMANCE / EVALUATION SUMMARY BLOCK							
ITERATION	1	2	3	4	5	M	TOTAL
TOTAL TASK STEPS EVALUATED							
TOTAL TASK STEPS "GO"							
TRAINING STATUS "GO"/"NO-GO"							

"*" indicates a leader task step.

SUPPORTING INDIVIDUAL TASKS: NONE

SUPPORTING COLLECTIVE TASKS

Task Number	Task Title
05-2-1218	Conduct Report Procedures
05-2-7008	Prepare an Operation Order (OPORD) (Company/Platoon)
05-3-0611	Construct/Repair a Bridge Abutment

OPFOR TASKS AND STANDARDS

TASK: Surrender to the Capturing Unit on the Battlefield (5-OPFOR-0024)

CONDITION: The enemy has captured the opposing forces (OPFOR) element's soldiers, documents, and equipment sensitive to the OPFOR tactical operations.

STANDARD: The OPFOR soldiers retain or destroy documents and equipment. The OPFOR element surrenders documents and equipment of no tactical use to the enemy and attempts to conceal or destroy items of tactical value. The OPFOR element attempts escape and evasion. 1. Prevents the successful capture of documents and equipment. 2. Destroys documents and equipment. 3. Removes identifying markings from equipment. 4. Removes unit-identifying insignia. 5. Provides misleading information. 6. Plans an escape. 7. Delays movement to the nearest collection point. 8. Prevents safeguarding of enemy prisoners of war (EPWs) in order to cause embarrassment to the United States (US).

TASK: Conduct Air Attacks (5-OPFOR-0002)

CONDITION: The opposing forces (OPFOR) element in the rear area has forwarded the positions of the enemy support sites or the locations of moving elements. The OPFOR aircraft have been dispatched to attack enemy installations or convoys.

STANDARD: The OPFOR element attempts to delay, disrupt, or damage the enemy targets by air. 1. Locates the target (support sites or convoys). 2. Makes attack runs on the designated targets. 3. Inflicts heavy damage to the selected target. 4. Sustains no loss of aircraft. 5. Delays moving the force for more than one hour.

TASK: Conduct a Raid (5-OPFOR-0004)

CONDITION: The opposing forces (OPFOR) element has occupied an objective rally point and has orders to conduct a raid on a combat service support (CSS) base.

STANDARD: The OPFOR element infiltrates the enemy's base and destroys all of the targets. 1. Surprises the enemy forces. 2. Assaults the support base and accomplishes the assigned tasks. 3. Destroys the specified equipment and supplies. 4. Avoids being decisively engaged. 5. Withdraws all personnel from the objective areas within the time prescribed. 6. Obtains all priority intelligence requirements (PIR) from the raid site. 7. Sustains only light casualties from enemy fire.

TASK: Conduct Terrorist and Saboteur Attacks (5-OPFOR-0005)

CONDITION: The opposing forces (OPFOR) element dispatches small teams into the enemy's rear area to disrupt combat service support (CSS) operations.

STANDARD: The enemy sustains disrupted command and control (C2), destroyed equipment and supplies, and light casualties. 1. Locates rear support bases and C2 facilities. 2. Delays and disrupts CSS operations through probes. 3. Infiltrates CSS bases to conduct sabotage and terrorist activities. 4. Inflicts light casualties. 5. Destroys supplies and equipment.

TASK: Conduct Sniper Operations (5-OPFOR-0006)

CONDITION: The opposing forces (OPFOR) element has assigned snipers (regular or irregular elements) in the enemy's rear area along the main supply route (MSR) and near support sites.

STANDARD: The OPFOR element kills or wounds targets. 1. Sets up a well-concealed location. 2. Engages vehicle drivers or personnel on foot with short bursts of semiautomatic fire. 3. Kills or wounds selected targets. 4. Prevents the position from being discovered by enemy forces. 5. Evacuates the area without being spotted. 6. Reports all specified priority intelligence requirements (PIR) and other intelligence requirements to the OPFOR headquarters (HQ).

TASK: Conduct an Aerial Reconnaissance (5-OPFOR-0010)

CONDITION: The opposing forces (OPFOR) headquarters (HQ) element requires intelligence on the locations and identification of enemy elements. An aircraft is dispatched to take photographs and make a visual inspection of the enemy rear area.

STANDARD: The OPFOR element gathers photograph intelligence of the enemy. 1. Photographs the assigned sectors. 2. Makes quick visual checks where the ceiling is low. 3. Locates enemy positions in the area, particularly support and storage bases, and command and control (C2) facilities. 4. Sustains no loss of aircraft. 5. Reports priority intelligence requirements (PIR) and other information requirements to the OPFOR HQ.

TASK: Gather Intelligence (5-OPFOR-0011)

CONDITION: The opposing forces (OPFOR) small element, operating in the rear area, is planning attacks on enemy bases. Information is needed to complete the plans.

STANDARD: The OPFOR element infiltrates, gathers intelligence information, and submits its findings to the command. 1. Identifies all priority intelligence requirements (PIR) and other intelligence requirements. 2. Passes through any outpost, defensive wire, or warning devices undetected. 3. Moves to an observation point that offers cover and concealment and is clear enough to gather PIR and other intelligence requirements. 4. Gathers all PIR and other intelligence requirements. 5. Withdraws from the area undetected. 6. Reports all information to the OPFOR headquarters (HQ).

TASK: Disrupt a Net Control Station (NCS) (5-OPFOR-0019)

CONDITION: The enemy has established a NCS. The opposing forces (OPFOR) element has radio and jamming equipment.

STANDARD: The OPFOR element attempts to disrupt an NCS. 1. Attempts to locate the radio frequency that the unit is operating on. 2. Attempts to enter the radio net. 3. Attempts to issue "bogus" orders to a unit on the net. 4. Jams the radio frequency and forces the unit to go to an alternate frequency.

TASK: Maintain Contact (5-OPFOR-0003)

CONDITION: The opposing forces (OPFOR) element is engaged with enemy base defense forces. The enemy forces are withdrawing under pressure.

STANDARD: The OPFOR element maintains enemy contact while the enemy withdraws. 1. Engages the enemy forces decisively. 2. Advances the OPFOR as the enemy forces withdraw. 3. Inflicts heavy casualties. 4. Captures the members of the enemy force. 5. Captures documents and equipment. 6. Safeguards captured documents, equipment, and personnel.

TASK: Disrupt a Route Reconnaissance (5-OPFOR-0021)

CONDITION: The enemy is conducting a route reconnaissance. The opposing forces (OPFOR) element is positioned along the enemy's route.

STANDARD: The OPFOR element attempts to disrupt a squad/section conducting a route reconnaissance. 1. Prevents the unit from meeting its specified time schedule. 2. Forces the unit to deviate from its specified route. 3. Prevents the unit from reaching its assigned destination. 4. Surprises the squad/section. 5. Inflicts casualties on the unit.

TASK: Conduct an Attack (5-OPFOR-0008)

CONDITION: The enemy is conducting tactical operations. The opposing forces (OPFOR) element receives orders to attack the enemy, the area of occupation, or the main supply route (MSR) with smoke.

STANDARD: The OPFOR element disrupts the enemy's movement and smoke operations. 1. Determines the delivery method of the smoke attack. 2. Locates the target. 3. Delivers the smoke attack downwind. 4. Attacks the enemy with smoke, and surge attacks when the enemy responds to the smoke.

TASK: Disrupt Construction of Vehicle Fighting Positions (5-OPFOR-0020)

CONDITION: The opposing forces (OPFOR) element has located the enemy. The priority intelligence requirements (PIR) and other intelligence obtained by OPFOR patrols indicate the enemy is constructing vehicle fighting positions within its defensive area. The OPFOR element has automatic and antiarmor weapons and light mortars.

STANDARD: The OPFOR element attempts to disrupt the enemy's efforts to establish vehicle fighting positions. 1. Locates the defensive area. 2. Surprises the main body. 3. Penetrates the defensive area with squad-size probes. 4. Inflicts casualties on the unit. 5. Destroys vehicles. 6. Disrupts the unit's preparations (prevents or delays beyond the unit's allotted time).

TASK: Defeat Obstacles (5-OPFOR-0009)

CONDITION: The opposing forces (OPFOR) element encounters an obstacle that blocks the avenue of approach as it advances upon the enemy forces.

STANDARD: The OPFOR element bypasses or breaches the enemy obstacle. 1. Detects the obstacle before halting its main body. 2. Defeats the obstacle. a. Bypasses the obstacle without entering the engagement areas. b. Breaches the obstacle within 45 minutes and passes its entire force through the obstacle. 3. Does not incur degradation to the point that the mission must be discontinued.

TASK: Disrupt an Engineer Reconnaissance (5-OPFOR-0022)

CONDITION: The enemy is conducting an engineer reconnaissance. The opposing forces (OPFOR) element is positioned along the enemy's route.

STANDARD: The OPFOR element disrupts an engineer reconnaissance. 1. Prevents the unit from meeting its specified time schedule. 2. Forces the unit to deviate from its specified route. 3. Prevents the unit from accomplishing its assigned engineer reconnaissance. 4. Surprises the unit conducting the reconnaissance.

TASK: Conduct an Ambush (5-OPFOR-0007)

CONDITION: The enemy is moving in a convoy. The opposing forces (OPFOR) element is positioned along the enemy's route.

STANDARD: The OPFOR element inflicts casualties on the enemy and causes vehicle and equipment damage. 1. Prepares an ambush site before the element arrives. 2. Surprises march element forces. 3. Inflicts heavy casualties within the designated kill zone. 4. Inflicts heavy damage to vehicles and equipment within the designated kill zone. 5. Delays the march element from reaching a specified destination for a specified period of time. 6. Withdraws on order. 7. Sustains no casualties. 8. Reports actions to superiors.

TASK: Defend a Minefield (5-OPFOR-0023)

CONDITION: The enemy is conducting a minefield sweeping operation. The opposing forces (OPFOR) element has a minefield placed in the enemy's path. The minefield is under constant observation and fire.

STANDARD: The OPFOR element defends a minefield against an enemy element conducting a minefield sweeping operation. 1. Prevents the unit from detecting the obstacle. 2. Disrupts the minefield sweeping operation. 3. Prevents the unit from conducting the minefield sweeping operation, prevents the unit from moving all personnel through the breach or delays the completion of the minefield sweeping operation for more than 45 minutes.

TASK: Disrupt Defensive Preparations (5-OPFOR-0018)

CONDITION: The opposing forces (OPFOR) element has located the enemy. Priority intelligence requirements (PIR) and other intelligence requirements obtained by OPFOR patrols indicate that the enemy elements are establishing defensive positions. The OPFOR element has automatic and antiarmor weapons and light mortars.

STANDARD: The OPFOR element disrupts and delays the enemy's defensive preparations. 1. Locates and penetrates the enemy's security system. 2. Forces the enemy to delay defensive preparations. 3. Disrupts the enemy's obstacle preparations.

TASK: Disrupt Quartering Party Operations (5-OPFOR-0017)

CONDITION: The enemy is conducting quartering party operations. It has established an assembly area (AA) but has not moved in the main body.

STANDARD: The opposing forces (OPFOR) element attempts to disrupt quartering party operations and infiltrate the enemy's AA. 1. Locates the quartering party and the AA. 2. Surprises the main body. 3. Penetrates the AA with squad-size probes. 4. Inflicts personnel casualties and vehicle damage. 5. Disrupts the unit's preparations (prevents or delays beyond the unit's allotted time).

TASK: Disrupt Enemy Movement and Operations Using Tactical Nuclear Weapons (5-OPFOR-0016)

CONDITION: The opposing forces (OPFOR) element has located the enemy. Priority intelligence requirements (PIR) and other intelligence requirements have been obtained by OPFOR patrols. Tactical nuclear weapons are employed against key locations in the rear area.

STANDARD: The OPFOR element disrupts enemy movement and operations. 1. Disrupts or delays the movement of the enemy's equipment and supplies to the forward areas. 2. Destroys enemy equipment and supplies. 3. Inflicts a high rate of nuclear casualties among the enemy forces. 4. Denies the enemy the use of specified areas. 5. Contaminates the enemy's equipment and supplies.

TASK: Disrupt Enemy Movement and Operations Using Persistent and Nonpersistent Chemical Weapons (5-OPFOR-0015)

CONDITION: The opposing forces (OPFOR) element has located the enemy. Priority intelligence requirements (PIR) and other intelligence requirements have been obtained by OPFOR patrols. The OPFOR units deliver chemical agents, by means of conventional artillery weapons or aircraft, along selected supply routes and key bases in the rear area.

STANDARD: The OPFOR element disrupts enemy movement and operations using persistent and nonpersistent chemical weapons. 1. Delivers chemical agents in low and densely wooded areas. 2. Delays the movement of enemy supplies and equipment to the forward areas. 3. Restricts the movement of the enemy units in the rear area. 4. Channels the movement of enemy units into predesignated ambush areas. 5. Contaminates enemy supplies and equipment. 6. Inflicts a high rate of casualties on enemy forces.

TASK: Counter Passage of Lines (5-OPFOR-0012)

CONDITION: Enemy forces are in defensive positions, but they are expected to attempt passage-of-lines operations. The opposing forces (OPFOR) received orders to disrupt enemy passage-of-lines operations.

STANDARD: The OPFOR element delays or prevents enemy passage of lines. 1. Delays the passage. 2. Prevents the company from moving all personnel through the stationary unit. 3. Engages the main body of either the moving or the stationary unit.

TASK: Disrupt Movement (5-OPFOR-0014)

CONDITION: The enemy is expected to move through the opposing forces (OPFOR) element's area of operations. The OPFOR element has received an operation order (OPORD) or fragmentary order (FRAGO) to disrupt enemy movement. The enemy has the capability to defend with direct fire and antiarmor weapons.

STANDARD: The OPFOR element delays enemy movement. 1. Delays the element. 2. Forces the element to deviate from its route. 3. Prevents the element from reaching its destination. 4. Surprises the element's main body.

TASK: Disrupt Assembly Area (AA) Activities (5-OPFOR-0013)

CONDITION: Intelligence reports indicate that platoon- and company-size enemy units are operating in the opposing forces (OPFOR) area of operations. Enemy units can defend from AAs with direct fire, antiarmor weapons, and indirect fire. The enemy has close air support (CAS) and nuclear, biological, and chemical (NBC) capabilities.

STANDARD: The OPFOR element locates and disrupts the enemy's AA activities. 1. Locates the element's AA. 2. Probes the AA with squad- or team-size elements. 3. Inflicts more than 5 percent casualties on the element. 4. Disrupts the element's preparations (prevents or delays beyond the element's allotted time).

TASK: Attack (5-OPFOR-0001)

CONDITION: The opposing forces (OPFOR) element has located the enemy. The priority intelligence requirements (PIR) and other intelligence requirements have been obtained by OPFOR patrols. The OPFOR element has automatic and antiarmor weapons and light mortars.

STANDARD: The OPFOR element attempts to seize the terrain, vehicles, or equipment. 1. Develops an attack plan. 2. Surprises the enemy unit's main body. 3. Initiates the attack using a scheme of maneuver that exploits the enemy's flanks, gaps, and weaknesses. 4. Uses covered and concealed routes to approach the enemy forces' flanks, gaps, or weakly held areas. 5. Employs indirect fire to support the attack. 6. Penetrates enemy defenses. 7. Destroys equipment and supplies. 8. Inflicts heavy casualties. 9. Isolates the combat service support (CSS) base by blocking reinforcements. 10. Forces enemy units to displace. 11. Avoids being fixed in one position. 12. Withdraws before the CSS base is reinforced with tactical combat forces.

ELEMENTS: Company Headquarters
 Two Float Bridge Platoon Headquarters
 Four Bridge Sections
 Two Bridge Support Sections
 Support Platoon Headquarters
 Maintenance and Equipment Section
 Two Site Support Sections
 Augment

TASK: Conduct Resupply Operations (05-3-1021)
 (FM 63-1) (FM 63-2)

ITERATION: 1 2 3 4 5 M (Circle)
COMMANDER/LEADER ASSESSMENT: T P U (Circle)

CONDITIONS: The engineer element is given a mission to support a maneuver element in daylight and darkness. The element has all of its table(s) of organization and equipment (TOE) and basic load. Any resupply to the TOE and basic load is by ground or air. Digital units have performed functionality checks, and systems are operational. Some iterations of this task should be performed in MOPP4.

TASK STANDARDS: The element receives required resupply by ground or air to sustain operations to accomplish the mission. The element's mission is not hindered by any lack of supplies or ammunition. Digital units make requests through the Army Battle Command System (ABCS) and the Combat Service Support Control System (CSSCS) according to the unit's tactical standing operating procedure (TACSOP). The time required to perform this task is increased when conducting it in mission-oriented protection posture (MOPP) 4.

TASK STEPS AND PERFORMANCE MEASURES	GO	NO-GO
<ul style="list-style-type: none"> * 1. The platoon leader anticipates resupply needs and ensures that requests are submitted early so that resupply and maintenance do not affect the mission. The platoon-- <ul style="list-style-type: none"> a. Reported the equipment status according to the unit's standing operating procedure (SOP). b. Reported the supply status according to the unit's SOP. c. Submitted reports following major changes in status that impaired resupply accomplishment according to the unit's SOP. * 2. The platoon sergeant ensures that the required basic load, supplies, and platoon operational equipment are on hand. <ul style="list-style-type: none"> a. Submitted ammunition and resupply requests early. b. Supervised ammunition stockage, when used. c. Coordinated and supervised resupply and maintenance support. d. Requested fortification materials. * 3. The leaders submit support requests. <ul style="list-style-type: none"> a. Based requests on actual losses and expenditures, and forecasted requirements. b. Ensured that the platoon requested enough replacement personnel, water, rations, lubricants, ammunition, and repair parts to meet expected needs until the next resupply. c. Submitted requests soon enough to ensure that current or future operations were not impaired. d. Made requests through the company executive officer (XO) or the first sergeant. 		

TASK STEPS AND PERFORMANCE MEASURES	GO	NO-GO
<p>4. The platoon conducts resupply.</p> <ul style="list-style-type: none"> a. Performed resupply as quickly as possible in covered and concealed positions. b. Distributed supplies throughout the unit, based on current and anticipated operations and needs. c. Ensured that the supplies stocked at the firing positions were used first. d. Ensured that resupply was conducted in a consolidated position instead of a dispersed position, when possible. e. Resupplied the unit without restricting its security, communication, movement, or delivery of direct fire. <p>5. The platoon is resupplied by ground transportation.</p> <ul style="list-style-type: none"> a. Selected a covered and concealed unloading site with suitable routes leading into and out of the site. b. Divided supplies and moved them to the distribution point. <p>6. The platoon is resupplied by air.</p> <ul style="list-style-type: none"> a. The element leader conducted a reconnaissance of the selected landing zone (LZ) or drop zone (DZ) to confirm that it met mission, enemy, terrain, troops, time available, and civilian considerations (METT-TC) factors. <ul style="list-style-type: none"> (1) Marked the LZ and the DZ so that they were easily identifiable by the pilot. (2) Secured the LZ or the DZ from enemy direct fire. (3) Secured the LZ or the DZ (done by a platoon-size element). (4) Positioned the LZ or the DZ near the unit's location, objective, or route. (5) Ensured that the surface was firm enough to support the weight of the resupply helicopter. (6) Ensured that the area was free of tree stumps or other objects that could puncture the bottom of the aircraft or damage sling-loaded cargo. Obstacles that could not be eliminated were clearly marked to avoid damage to helicopters. The company used red panels or other easily seen objects over the obstruction during daylight and red lights at night. (7) Ensured that the area was free of loose debris that could damage helicopter engines. (8) Ensured that the ground slope was less than 8 degrees. (9) Ensured that the approach and departure ends of the LZ were free of tall trees, telephone lines, power lines, or similar obstacles that could interfere with aircraft landings or liftoffs. Used 10:1 ratio in determining approach/departure zones. (10) Ensured that the area was large enough for landing each utility-type helicopter (area needs to be roughly 35 meters in diameter in daylight and 50 meters in diameter at night). b. The element leader organized the platoon to receive aerial resupply. <ul style="list-style-type: none"> (1) Designated a security element. (2) Designated a recovery and distribution element. c. The security element secured the landing zone. <ul style="list-style-type: none"> (1) Searched the area to ensure that it was free of the enemy. (2) Established mutually-supporting positions that provided observation, cover, concealment, and fields of fire, and covered the most likely mounted and dismounted avenues of approach to the LZ or the DZ. (3) Ensured that the positions were far enough out to provide early warning of enemy actions, considering terrain and small arms rifle range. 		

TASK STEPS AND PERFORMANCE MEASURES	GO	NO-GO
<p>(4) Employed hasty obstacles, as required (for example, mines and roadblocks).</p> <p>d. The element leader searched the area to ensure that it was free of the enemy.</p> <p>(1) Established mutually-supporting positions that provided observation, cover, concealment, and fields of fire, and covered the most likely mounted and dismounted avenues of approach to the LZ or the DZ.</p> <p>(2) Ensured that the positions were far enough out to provide early warning of enemy actions, considering terrain and small-arms rifle range.</p> <p>(3) Employed hasty obstacles, as required (for example, mines and roadblocks). The platoon leader--</p> <p>(a) Identified the operational area to the squad leader in charge of the recovery and distribution element.</p> <p>(b) Identified the load impact or aircraft landing point.</p> <p>(c) Established a distribution point for supplies.</p> <p>e. Secured the LZ or the DZ; the recovery and distribution element prepares the LZ or the DZ. (This was done by the security element.)</p> <p>(1) Removed obstacles, if possible, and marked the obstacles that could not be remove.</p> <p>(2) Removed debris that would interfere with resupply aircraft.</p> <p>(3) Marked the load impact or aircraft landing point in a manner identified by the platoon leader (for example, smoke, lights, VS-17 panels, or field-expedient markers).</p> <p>f. The recovery and distribution squad moves quickly to the aircraft or airdropped load.</p> <p>(1) Divided the airdropped load, if required, and moved it to the distribution point.</p> <p>(2) Unloaded the aircraft, divided the load, if required, and moved it to the distribution point.</p> <p>(3) Concealed the LZ or the DZ by removing any indication of its use, such as aircraft tracks, and recovered markers, equipment, and any other items that would identify its use for resupply.</p> <p>* 7. The platoon sergeant at the distribution point controls the break down of supplies according to the allocation plan.</p> <p>a. Distributed supplies tactically to individuals (did not group together).</p> <p>b. Maintained security throughout the operation.</p> <p>c. Continued the mission with the platoon.</p> <p>* 8. The platoon leader reports the completion of the resupply operation and any discrepancies to higher headquarters (HQ).</p>		

TASK PERFORMANCE / EVALUATION SUMMARY BLOCK							
ITERATION	1	2	3	4	5	M	TOTAL
TOTAL TASK STEPS EVALUATED							
TOTAL TASK STEPS "GO"							
TRAINING STATUS "GO"/"NO-GO"							

"*" indicates a leader task step.

SUPPORTING INDIVIDUAL TASKS: NONE

SUPPORTING COLLECTIVE TASKS

Task Number	Task Title
05-2-0051	Coordinate for Food Service Support
05-2-1068	Coordinate the Location of Class IV and Class V Supply Points
05-2-1126	Coordinate for Organizational Maintenance Support
05-2-1131	Establish Unit Maintenance Operations
05-2-1218	Conduct Report Procedures
05-3-1600	Receive a Logistics Package (LOGPAC)

OPFOR TASKS AND STANDARDS

TASK: Defend a Minefield (5-OPFOR-0023)

CONDITION: The enemy is conducting a minefield sweeping operation. The opposing forces (OPFOR) element has a minefield placed in the enemy's path. The minefield is under constant observation and fire.

STANDARD: The OPFOR element defends a minefield against an enemy element conducting a minefield sweeping operation. 1. Prevents the unit from detecting the obstacle. 2. Disrupts the minefield sweeping operation. 3. Prevents the unit from conducting the minefield sweeping operation, prevents the unit from moving all personnel through the breach or delays the completion of the minefield sweeping operation for more than 45 minutes.

TASK: Conduct an Ambush (5-OPFOR-0007)

CONDITION: The enemy is moving in a convoy. The opposing forces (OPFOR) element is positioned along the enemy's route.

STANDARD: The OPFOR element inflicts casualties on the enemy and causes vehicle and equipment damage. 1. Prepares an ambush site before the element arrives. 2. Surprises march element forces. 3. Inflicts heavy casualties within the designated kill zone. 4. Inflicts heavy damage to vehicles and equipment within the designated kill zone. 5. Delays the march element from reaching a specified destination for a specified period of time. 6. Withdraws on order. 7. Sustains no casualties. 8. Reports actions to superiors.

TASK: Maintain Contact (5-OPFOR-0003)

CONDITION: The opposing forces (OPFOR) element is engaged with enemy base defense forces. The enemy forces are withdrawing under pressure.

STANDARD: The OPFOR element maintains enemy contact while the enemy withdraws. 1. Engages the enemy forces decisively. 2. Advances the OPFOR as the enemy forces withdraw. 3. Inflicts heavy casualties. 4. Captures the members of the enemy force. 5. Captures documents and equipment. 6. Safeguards captured documents, equipment, and personnel.

TASK: Conduct a Raid (5-OPFOR-0004)

CONDITION: The opposing forces (OPFOR) element has occupied an objective rally point and has orders to conduct a raid on a combat service support (CSS) base.

STANDARD: The OPFOR element infiltrates the enemy's base and destroys all of the targets. 1. Surprises the enemy forces. 2. Assaults the support base and accomplishes the assigned tasks. 3. Destroys the specified equipment and supplies. 4. Avoids being decisively engaged. 5. Withdraws all personnel from the objective areas within the time prescribed. 6. Obtains all priority intelligence requirements (PIR) from the raid site. 7. Sustains only light casualties from enemy fire.

TASK: Conduct an Attack (5-OPFOR-0008)

CONDITION: The enemy is conducting tactical operations. The opposing forces (OPFOR) element receives orders to attack the enemy, the area of occupation, or the main supply route (MSR) with smoke.

STANDARD: The OPFOR element disrupts the enemy's movement and smoke operations. 1. Determines the delivery method of the smoke attack. 2. Locates the target. 3. Delivers the smoke attack downwind. 4. Attacks the enemy with smoke, and surge attacks when the enemy responds to the smoke.

TASK: Disrupt a Net Control Station (NCS) (5-OPFOR-0019)

CONDITION: The enemy has established a NCS. The opposing forces (OPFOR) element has radio and jamming equipment.

STANDARD: The OPFOR element attempts to disrupt an NCS. 1. Attempts to locate the radio frequency that the unit is operating on. 2. Attempts to enter the radio net. 3. Attempts to issue "bogus" orders to a unit on the net. 4. Jams the radio frequency and forces the unit to go to an alternate frequency.

TASK: Disrupt Construction of Vehicle Fighting Positions (5-OPFOR-0020)

CONDITION: The opposing forces (OPFOR) element has located the enemy. The priority intelligence requirements (PIR) and other intelligence obtained by OPFOR patrols indicate the enemy is constructing vehicle fighting positions within its defensive area. The OPFOR element has automatic and antiarmor weapons and light mortars.

STANDARD: The OPFOR element attempts to disrupt the enemy's efforts to establish vehicle fighting positions. 1. Locates the defensive area. 2. Surprises the main body. 3. Penetrates the defensive area with squad-size probes. 4. Inflicts casualties on the unit. 5. Destroys vehicles. 6. Disrupts the unit's preparations (prevents or delays beyond the unit's allotted time).

TASK: Defeat Obstacles (5-OPFOR-0009)

CONDITION: The opposing forces (OPFOR) element encounters an obstacle that blocks the avenue of approach as it advances upon the enemy forces.

STANDARD: The OPFOR element bypasses or breaches the enemy obstacle. 1. Detects the obstacle before halting its main body. 2. Defeats the obstacle. a. Bypasses the obstacle without entering the engagement areas. b. Breaches the obstacle within 45 minutes and passes its entire force through the obstacle. 3. Does not incur degradation to the point that the mission must be discontinued.

TASK: Disrupt an Engineer Reconnaissance (5-OPFOR-0022)

CONDITION: The enemy is conducting an engineer reconnaissance. The opposing forces (OPFOR) element is positioned along the enemy's route.

STANDARD: The OPFOR element disrupts an engineer reconnaissance. 1. Prevents the unit from meeting its specified time schedule. 2. Forces the unit to deviate from its specified route. 3. Prevents the unit from accomplishing its assigned engineer reconnaissance. 4. Surprises the unit conducting the reconnaissance.

TASK: Conduct an Aerial Reconnaissance (5-OPFOR-0010)

CONDITION: The opposing forces (OPFOR) headquarters (HQ) element requires intelligence on the locations and identification of enemy elements. An aircraft is dispatched to take photographs and make a visual inspection of the enemy rear area.

STANDARD: The OPFOR element gathers photograph intelligence of the enemy. 1. Photographs the assigned sectors. 2. Makes quick visual checks where the ceiling is low. 3. Locates enemy positions in the area, particularly support and storage bases, and command and control (C2) facilities. 4. Sustains no loss of aircraft. 5. Reports priority intelligence requirements (PIR) and other information requirements to the OPFOR HQ.

TASK: Conduct Terrorist and Saboteur Attacks (5-OPFOR-0005)

CONDITION: The opposing forces (OPFOR) element dispatches small teams into the enemy's rear area to disrupt combat service support (CSS) operations.

STANDARD: The enemy sustains disrupted command and control (C2), destroyed equipment and supplies, and light casualties. 1. Locates rear support bases and C2 facilities. 2. Delays and disrupts CSS operations through probes. 3. Infiltrates CSS bases to conduct sabotage and terrorist activities. 4. Inflicts light casualties. 5. Destroys supplies and equipment.

TASK: Disrupt a Route Reconnaissance (5-OPFOR-0021)

CONDITION: The enemy is conducting a route reconnaissance. The opposing forces (OPFOR) element is positioned along the enemy's route.

STANDARD: The OPFOR element attempts to disrupt a squad/section conducting a route reconnaissance. 1. Prevents the unit from meeting its specified time schedule. 2. Forces the unit to deviate from its specified route. 3. Prevents the unit from reaching its assigned destination. 4. Surprises the squad/section. 5. Inflicts casualties on the unit.

TASK: Disrupt Defensive Preparations (5-OPFOR-0018)

CONDITION: The opposing forces (OPFOR) element has located the enemy. Priority intelligence requirements (PIR) and other intelligence requirements obtained by OPFOR patrols indicate that the enemy elements are establishing defensive positions. The OPFOR element has automatic and antiarmor weapons and light mortars.

STANDARD: The OPFOR element disrupts and delays the enemy's defensive preparations. 1. Locates and penetrates the enemy's security system. 2. Forces the enemy to delay defensive preparations. 3. Disrupts the enemy's obstacle preparations.

TASK: Disrupt Quartering Party Operations (5-OPFOR-0017)

CONDITION: The enemy is conducting quartering party operations. It has established an assembly area (AA) but has not moved in the main body.

STANDARD: The opposing forces (OPFOR) element attempts to disrupt quartering party operations and infiltrate the enemy's AA. 1. Locates the quartering party and the AA. 2. Surprises the main body. 3. Penetrates the AA with squad-size probes. 4. Inflicts personnel casualties and vehicle damage. 5. Disrupts the unit's preparations (prevents or delays beyond the unit's allotted time).

TASK: Disrupt Enemy Movement and Operations Using Tactical Nuclear Weapons (5-OPFOR-0016)

CONDITION: The opposing forces (OPFOR) element has located the enemy. Priority intelligence requirements (PIR) and other intelligence requirements have been obtained by OPFOR patrols. Tactical nuclear weapons are employed against key locations in the rear area.

STANDARD: The OPFOR element disrupts enemy movement and operations. 1. Disrupts or delays the movement of the enemy's equipment and supplies to the forward areas. 2. Destroys enemy equipment and supplies. 3. Inflicts a high rate of nuclear casualties among the enemy forces. 4. Denies the enemy the use of specified areas. 5. Contaminates the enemy's equipment and supplies.

TASK: Disrupt Enemy Movement and Operations Using Persistent and Nonpersistent Chemical Weapons (5-OPFOR-0015)

CONDITION: The opposing forces (OPFOR) element has located the enemy. Priority intelligence requirements (PIR) and other intelligence requirements have been obtained by OPFOR patrols. The OPFOR units deliver chemical agents, by means of conventional artillery weapons or aircraft, along selected supply routes and key bases in the rear area.

STANDARD: The OPFOR element disrupts enemy movement and operations using persistent and nonpersistent chemical weapons. 1. Delivers chemical agents in low and densely wooded areas. 2. Delays the movement of enemy supplies and equipment to the forward areas. 3. Restricts the movement of the enemy units in the rear area. 4. Channels the movement of enemy units into predesignated ambush areas. 5. Contaminates enemy supplies and equipment. 6. Inflicts a high rate of casualties on enemy forces.

TASK: Counter Passage of Lines (5-OPFOR-0012)

CONDITION: Enemy forces are in defensive positions, but they are expected to attempt passage-of-lines operations. The opposing forces (OPFOR) received orders to disrupt enemy passage-of-lines operations.

STANDARD: The OPFOR element delays or prevents enemy passage of lines. 1. Delays the passage. 2. Prevents the company from moving all personnel through the stationary unit. 3. Engages the main body of either the moving or the stationary unit.

TASK: Disrupt Movement (5-OPFOR-0014)

CONDITION: The enemy is expected to move through the opposing forces (OPFOR) element's area of operations. The OPFOR element has received an operation order (OPORD) or fragmentary order (FRAGO) to disrupt enemy movement. The enemy has the capability to defend with direct fire and antiarmor weapons.

STANDARD: The OPFOR element delays enemy movement. 1. Delays the element. 2. Forces the element to deviate from its route. 3. Prevents the element from reaching its destination. 4. Surprises the element's main body.

TASK: Disrupt Assembly Area (AA) Activities (5-OPFOR-0013)

CONDITION: Intelligence reports indicate that platoon- and company-size enemy units are operating in the opposing forces (OPFOR) area of operations. Enemy units can defend from AAs with direct fire, antiarmor weapons, and indirect fire. The enemy has close air support (CAS) and nuclear, biological, and chemical (NBC) capabilities.

STANDARD: The OPFOR element locates and disrupts the enemy's AA activities. 1. Locates the element's AA. 2. Probes the AA with squad- or team-size elements. 3. Inflicts more than 5 percent casualties on the element. 4. Disrupts the element's preparations (prevents or delays beyond the element's allotted time).

TASK: Conduct Sniper Operations (5-OPFOR-0006)

CONDITION: The opposing forces (OPFOR) element has assigned snipers (regular or irregular elements) in the enemy's rear area along the main supply route (MSR) and near support sites.

STANDARD: The OPFOR element kills or wounds targets. 1. Sets up a well-concealed location. 2. Engages vehicle drivers or personnel on foot with short bursts of semiautomatic fire. 3. Kills or wounds selected targets. 4. Prevents the position from being discovered by enemy forces. 5. Evacuates the area without being spotted. 6. Reports all specified priority intelligence requirements (PIR) and other intelligence requirements to the OPFOR headquarters (HQ).

TASK: Conduct Air Attacks (5-OPFOR-0002)

CONDITION: The opposing forces (OPFOR) element in the rear area has forwarded the positions of the enemy support sites or the locations of moving elements. The OPFOR aircraft have been dispatched to attack enemy installations or convoys.

STANDARD: The OPFOR element attempts to delay, disrupt, or damage the enemy targets by air. 1. Locates the target (support sites or convoys). 2. Makes attack runs on the designated targets. 3. Inflicts heavy damage to the selected target. 4. Sustains no loss of aircraft. 5. Delays moving the force for more than one hour.

TASK: Attack (5-OPFOR-0001)

CONDITION: The opposing forces (OPFOR) element has located the enemy. The priority intelligence requirements (PIR) and other intelligence requirements have been obtained by OPFOR patrols. The OPFOR element has automatic and antiarmor weapons and light mortars.

STANDARD: The OPFOR element attempts to seize the terrain, vehicles, or equipment. 1. Develops an attack plan. 2. Surprises the enemy unit's main body. 3. Initiates the attack using a scheme of maneuver that exploits the enemy's flanks, gaps, and weaknesses. 4. Uses covered and concealed routes to approach the enemy forces' flanks, gaps, or weakly held areas. 5. Employs indirect fire to support the attack. 6. Penetrates enemy defenses. 7. Destroys equipment and supplies. 8. Inflicts heavy casualties. 9. Isolates the combat service support (CSS) base by blocking reinforcements. 10. Forces enemy units to displace. 11. Avoids being fixed in one position. 12. Withdraws before the CSS base is reinforced with tactical combat forces.

TASK: Surrender to the Capturing Unit on the Battlefield (5-OPFOR-0024)

CONDITION: The enemy has captured the opposing forces (OPFOR) element's soldiers, documents, and equipment sensitive to the OPFOR tactical operations.

STANDARD: The OPFOR soldiers retain or destroy documents and equipment. The OPFOR element surrenders documents and equipment of no tactical use to the enemy and attempts to conceal or destroy items of tactical value. The OPFOR element attempts escape and evasion. 1. Prevents the successful capture of documents and equipment. 2. Destroys documents and equipment. 3. Removes identifying markings from equipment. 4. Removes unit-identifying insignia. 5. Provides misleading information. 6. Plans an escape. 7. Delays movement to the nearest collection point. 8. Prevents safeguarding of enemy prisoners of war (EPWs) in order to cause embarrassment to the United States (US).

ELEMENTS: Company Headquarters
 Two Float Bridge Platoon Headquarters
 Four Bridge Sections
 Two Bridge Support Sections
 Support Platoon Headquarters
 Maintenance and Equipment Section
 Two Site Support Sections
 Augment

TASK: Perform Preventive-Maintenance Checks and Services (PMCS) (05-4-1005)
 (DA PAM 738-750) (FM 4-30.3)

ITERATION: 1 2 3 4 5 M (Circle)

COMMANDER/LEADER ASSESSMENT: T P U (Circle)

CONDITIONS: The unit is tactically deployed, and a position has been established. PMCS is required before vehicle and equipment operation. Some iterations of this task should be performed in MOPP4.

TASK STANDARDS: PMCS is conducted according to the related operator's manual. The time required to perform this task is increased when conducting it in mission-oriented protection posture (MOPP) 4.

TASK STEPS AND PERFORMANCE MEASURES	GO	NO-GO
* 1. Squad leaders supervise PMCS. <ul style="list-style-type: none"> a. Ensured that applicable references were available and being used. b. Ensured that the necessary tools, lubricants, and equipment were available and being used properly. c. Ensured that maintenance personnel were available for assistance. d. Provided assistance/instruction to operators and crews performing PMCS. 2. The squad performs PMCS. <ul style="list-style-type: none"> a. Selected the appropriate reference. b. Inspected equipment according to the operator's manual. c. Corrected all operator/crew-level deficiencies. d. Recorded all noncorrectable faults on Department of the Army (DA) Form 2404. e. Submitted the DA Form 2404 requesting organizational maintenance to the supervisor. 		

TASK PERFORMANCE / EVALUATION SUMMARY BLOCK							
ITERATION	1	2	3	4	5	M	TOTAL
TOTAL TASK STEPS EVALUATED							
TOTAL TASK STEPS "GO"							
TRAINING STATUS "GO"/"NO-GO"							

"*" indicates a leader task step.

SUPPORTING INDIVIDUAL TASKS: NONE

SUPPORTING COLLECTIVE TASKS

Task Number	Task Title
05-2-1126	Coordinate for Organizational Maintenance Support

OPFOR TASKS AND STANDARDS

TASK: Conduct a Raid (5-OPFOR-0004)

CONDITION: The opposing forces (OPFOR) element has occupied an objective rally point and has orders to conduct a raid on a combat service support (CSS) base.

STANDARD: The OPFOR element infiltrates the enemy's base and destroys all of the targets. 1. Surprises the enemy forces. 2. Assaults the support base and accomplishes the assigned tasks. 3. Destroys the specified equipment and supplies. 4. Avoids being decisively engaged. 5. Withdraws all personnel from the objective areas within the time prescribed. 6. Obtains all priority intelligence requirements (PIR) from the raid site. 7. Sustains only light casualties from enemy fire.

TASK: Conduct an Aerial Reconnaissance (5-OPFOR-0010)

CONDITION: The opposing forces (OPFOR) headquarters (HQ) element requires intelligence on the locations and identification of enemy elements. An aircraft is dispatched to take photographs and make a visual inspection of the enemy rear area.

STANDARD: The OPFOR element gathers photograph intelligence of the enemy. 1. Photographs the assigned sectors. 2. Makes quick visual checks where the ceiling is low. 3. Locates enemy positions in the area, particularly support and storage bases, and command and control (C2) facilities. 4. Sustains no loss of aircraft. 5. Reports priority intelligence requirements (PIR) and other information requirements to the OPFOR HQ.

TASK: Defeat Obstacles (5-OPFOR-0009)

CONDITION: The opposing forces (OPFOR) element encounters an obstacle that blocks the avenue of approach as it advances upon the enemy forces.

STANDARD: The OPFOR element bypasses or breaches the enemy obstacle. 1. Detects the obstacle before halting its main body. 2. Defeats the obstacle. a. Bypasses the obstacle without entering the engagement areas. b. Breaches the obstacle within 45 minutes and passes its entire force through the obstacle. 3. Does not incur degradation to the point that the mission must be discontinued.

TASK: Conduct an Attack (5-OPFOR-0008)

CONDITION: The enemy is conducting tactical operations. The opposing forces (OPFOR) element receives orders to attack the enemy, the area of occupation, or the main supply route (MSR) with smoke.

STANDARD: The OPFOR element disrupts the enemy's movement and smoke operations. 1. Determines the delivery method of the smoke attack. 2. Locates the target. 3. Delivers the smoke attack downwind. 4. Attacks the enemy with smoke, and surge attacks when the enemy responds to the smoke.

TASK: Disrupt Construction of Vehicle Fighting Positions (5-OPFOR-0020)

CONDITION: The opposing forces (OPFOR) element has located the enemy. The priority intelligence requirements (PIR) and other intelligence obtained by OPFOR patrols indicate the enemy is constructing vehicle fighting positions within its defensive area. The OPFOR element has automatic and antiarmor weapons and light mortars.

STANDARD: The OPFOR element attempts to disrupt the enemy's efforts to establish vehicle fighting positions. 1. Locates the defensive area. 2. Surprises the main body. 3. Penetrates the defensive area with squad-size probes. 4. Inflicts casualties on the unit. 5. Destroys vehicles. 6. Disrupts the unit's preparations (prevents or delays beyond the unit's allotted time).

TASK: Disrupt an Engineer Reconnaissance (5-OPFOR-0022)

CONDITION: The enemy is conducting an engineer reconnaissance. The opposing forces (OPFOR) element is positioned along the enemy's route.

STANDARD: The OPFOR element disrupts an engineer reconnaissance. 1. Prevents the unit from meeting its specified time schedule. 2. Forces the unit to deviate from its specified route. 3. Prevents the unit from accomplishing its assigned engineer reconnaissance. 4. Surprises the unit conducting the reconnaissance.

TASK: Conduct Terrorist and Saboteur Attacks (5-OPFOR-0005)

CONDITION: The opposing forces (OPFOR) element dispatches small teams into the enemy's rear area to disrupt combat service support (CSS) operations.

STANDARD: The enemy sustains disrupted command and control (C2), destroyed equipment and supplies, and light casualties. 1. Locates rear support bases and C2 facilities. 2. Delays and disrupts CSS operations through probes. 3. Infiltrates CSS bases to conduct sabotage and terrorist activities. 4. Inflicts light casualties. 5. Destroys supplies and equipment.

TASK: Maintain Contact (5-OPFOR-0003)

CONDITION: The opposing forces (OPFOR) element is engaged with enemy base defense forces. The enemy forces are withdrawing under pressure.

STANDARD: The OPFOR element maintains enemy contact while the enemy withdraws. 1. Engages the enemy forces decisively. 2. Advances the OPFOR as the enemy forces withdraw. 3. Inflicts heavy casualties. 4. Captures the members of the enemy force. 5. Captures documents and equipment. 6. Safeguards captured documents, equipment, and personnel.

TASK: Conduct an Ambush (5-OPFOR-0007)

CONDITION: The enemy is moving in a convoy. The opposing forces (OPFOR) element is positioned along the enemy's route.

STANDARD: The OPFOR element inflicts casualties on the enemy and causes vehicle and equipment damage. 1. Prepares an ambush site before the element arrives. 2. Surprises march element forces. 3. Inflicts heavy casualties within the designated kill zone. 4. Inflicts heavy damage to vehicles and equipment within the designated kill zone. 5. Delays the march element from reaching a specified destination for a specified period of time. 6. Withdraws on order. 7. Sustains no casualties. 8. Reports actions to superiors.

TASK: Disrupt a Route Reconnaissance (5-OPFOR-0021)

CONDITION: The enemy is conducting a route reconnaissance. The opposing forces (OPFOR) element is positioned along the enemy's route.

STANDARD: The OPFOR element attempts to disrupt a squad/section conducting a route reconnaissance. 1. Prevents the unit from meeting its specified time schedule. 2. Forces the unit to deviate from its specified route. 3. Prevents the unit from reaching its assigned destination. 4. Surprises the squad/section. 5. Inflicts casualties on the unit.

TASK: Disrupt a Net Control Station (NCS) (5-OPFOR-0019)

CONDITION: The enemy has established a NCS. The opposing forces (OPFOR) element has radio and jamming equipment.

STANDARD: The OPFOR element attempts to disrupt an NCS. 1. Attempts to locate the radio frequency that the unit is operating on. 2. Attempts to enter the radio net. 3. Attempts to issue "bogus" orders to a unit on the net. 4. Jams the radio frequency and forces the unit to go to an alternate frequency.

TASK: Disrupt Defensive Preparations (5-OPFOR-0018)

CONDITION: The opposing forces (OPFOR) element has located the enemy. Priority intelligence requirements (PIR) and other intelligence requirements obtained by OPFOR patrols indicate that the enemy elements are establishing defensive positions. The OPFOR element has automatic and antiarmor weapons and light mortars.

STANDARD: The OPFOR element disrupts and delays the enemy's defensive preparations. 1. Locates and penetrates the enemy's security system. 2. Forces the enemy to delay defensive preparations. 3. Disrupts the enemy's obstacle preparations.

TASK: Disrupt Quartering Party Operations (5-OPFOR-0017)

CONDITION: The enemy is conducting quartering party operations. It has established an assembly area (AA) but has not moved in the main body.

STANDARD: The opposing forces (OPFOR) element attempts to disrupt quartering party operations and infiltrate the enemy's AA. 1. Locates the quartering party and the AA. 2. Surprises the main body. 3. Penetrates the AA with squad-size probes. 4. Inflicts personnel casualties and vehicle damage. 5. Disrupts the unit's preparations (prevents or delays beyond the unit's allotted time).

TASK: Disrupt Enemy Movement and Operations Using Tactical Nuclear Weapons (5-OPFOR-0016)

CONDITION: The opposing forces (OPFOR) element has located the enemy. Priority intelligence requirements (PIR) and other intelligence requirements have been obtained by OPFOR patrols. Tactical nuclear weapons are employed against key locations in the rear area.

STANDARD: The OPFOR element disrupts enemy movement and operations. 1. Disrupts or delays the movement of the enemy's equipment and supplies to the forward areas. 2. Destroys enemy equipment and supplies. 3. Inflicts a high rate of nuclear casualties among the enemy forces. 4. Denies the enemy the use of specified areas. 5. Contaminates the enemy's equipment and supplies.

TASK: Disrupt Enemy Movement and Operations Using Persistent and Nonpersistent Chemical Weapons (5-OPFOR-0015)

CONDITION: The opposing forces (OPFOR) element has located the enemy. Priority intelligence requirements (PIR) and other intelligence requirements have been obtained by OPFOR patrols. The OPFOR units deliver chemical agents, by means of conventional artillery weapons or aircraft, along selected supply routes and key bases in the rear area.

STANDARD: The OPFOR element disrupts enemy movement and operations using persistent and nonpersistent chemical weapons. 1. Delivers chemical agents in low and densely wooded areas. 2. Delays the movement of enemy supplies and equipment to the forward areas. 3. Restricts the movement of the enemy units in the rear area. 4. Channels the movement of enemy units into predesignated ambush areas. 5. Contaminates enemy supplies and equipment. 6. Inflicts a high rate of casualties on enemy forces.

TASK: Disrupt Movement (5-OPFOR-0014)

CONDITION: The enemy is expected to move through the opposing forces (OPFOR) element's area of operations. The OPFOR element has received an operation order (OPORD) or fragmentary order (FRAGO) to disrupt enemy movement. The enemy has the capability to defend with direct fire and antiarmor weapons.

STANDARD: The OPFOR element delays enemy movement. 1. Delays the element. 2. Forces the element to deviate from its route. 3. Prevents the element from reaching its destination. 4. Surprises the element's main body.

TASK: Counter Passage of Lines (5-OPFOR-0012)

CONDITION: Enemy forces are in defensive positions, but they are expected to attempt passage-of-lines operations. The opposing forces (OPFOR) received orders to disrupt enemy passage-of-lines operations.

STANDARD: The OPFOR element delays or prevents enemy passage of lines. 1. Delays the passage. 2. Prevents the company from moving all personnel through the stationary unit. 3. Engages the main body of either the moving or the stationary unit.

TASK: Disrupt Assembly Area (AA) Activities (5-OPFOR-0013)

CONDITION: Intelligence reports indicate that platoon- and company-size enemy units are operating in the opposing forces (OPFOR) area of operations. Enemy units can defend from AAs with direct fire, antiarmor weapons, and indirect fire. The enemy has close air support (CAS) and nuclear, biological, and chemical (NBC) capabilities.

STANDARD: The OPFOR element locates and disrupts the enemy's AA activities. 1. Locates the element's AA. 2. Probes the AA with squad- or team-size elements. 3. Inflicts more than 5 percent casualties on the element. 4. Disrupts the element's preparations (prevents or delays beyond the element's allotted time).

TASK: Attack (5-OPFOR-0001)

CONDITION: The opposing forces (OPFOR) element has located the enemy. The priority intelligence requirements (PIR) and other intelligence requirements have been obtained by OPFOR patrols. The OPFOR element has automatic and antiarmor weapons and light mortars.

STANDARD: The OPFOR element attempts to seize the terrain, vehicles, or equipment. 1. Develops an attack plan. 2. Surprises the enemy unit's main body. 3. Initiates the attack using a scheme of maneuver that exploits the enemy's flanks, gaps, and weaknesses. 4. Uses covered and concealed routes to approach the enemy forces' flanks, gaps, or weakly held areas. 5. Employs indirect fire to support the attack. 6. Penetrates enemy defenses. 7. Destroys equipment and supplies. 8. Inflicts heavy casualties. 9. Isolates the combat service support (CSS) base by blocking reinforcements. 10. Forces enemy units to displace. 11. Avoids being fixed in one position. 12. Withdraws before the CSS base is reinforced with tactical combat forces.

TASK: Surrender to the Capturing Unit on the Battlefield (5-OPFOR-0024)

CONDITION: The enemy has captured the opposing forces (OPFOR) element's soldiers, documents, and equipment sensitive to the OPFOR tactical operations.

STANDARD: The OPFOR soldiers retain or destroy documents and equipment. The OPFOR element surrenders documents and equipment of no tactical use to the enemy and attempts to conceal or destroy items of tactical value. The OPFOR element attempts escape and evasion. 1. Prevents the successful capture of documents and equipment. 2. Destroys documents and equipment. 3. Removes identifying markings from equipment. 4. Removes unit-identifying insignia. 5. Provides misleading information. 6. Plans an escape. 7. Delays movement to the nearest collection point. 8. Prevents safeguarding of enemy prisoners of war (EPWs) in order to cause embarrassment to the United States (US).

TASK: Conduct Air Attacks (5-OPFOR-0002)

CONDITION: The opposing forces (OPFOR) element in the rear area has forwarded the positions of the enemy support sites or the locations of moving elements. The OPFOR aircraft have been dispatched to attack enemy installations or convoys.

STANDARD: The OPFOR element attempts to delay, disrupt, or damage the enemy targets by air. 1. Locates the target (support sites or convoys). 2. Makes attack runs on the designated targets. 3. Inflicts heavy damage to the selected target. 4. Sustains no loss of aircraft. 5. Delays moving the force for more than one hour.

TASK: Conduct Sniper Operations (5-OPFOR-0006)

CONDITION: The opposing forces (OPFOR) element has assigned snipers (regular or irregular elements) in the enemy's rear area along the main supply route (MSR) and near support sites.

STANDARD: The OPFOR element kills or wounds targets. 1. Sets up a well-concealed location. 2. Engages vehicle drivers or personnel on foot with short bursts of semiautomatic fire. 3. Kills or wounds selected targets. 4. Prevents the position from being discovered by enemy forces. 5. Evacuates the area without being spotted. 6. Reports all specified priority intelligence requirements (PIR) and other intelligence requirements to the OPFOR headquarters (HQ).

TASK: Defend a Minefield (5-OPFOR-0023)

CONDITION: The enemy is conducting a minefield sweeping operation. The opposing forces (OPFOR) element has a minefield placed in the enemy's path. The minefield is under constant observation and fire.

STANDARD: The OPFOR element defends a minefield against an enemy element conducting a minefield sweeping operation. 1. Prevents the unit from detecting the obstacle. 2. Disrupts the minefield sweeping operation. 3. Prevents the unit from conducting the minefield sweeping operation, prevents the unit from moving all personnel through the breach or delays the completion of the minefield sweeping operation for more than 45 minutes.

ELEMENTS: Company Headquarters
 Two Float Bridge Platoon Headquarters
 Two Bridge Support Sections
 Support Platoon Headquarters
 Maintenance and Equipment Section
 Two Site Support Sections
 Augment

TASK: Treat Unit Casualties (for Units with Medical Treatment Personnel) (08-2-0314.05-T01A)
 (FM 8-10-6) (FM 21-11) (FM 8-230)
 (FM 8-285)

ITERATION: 1 2 3 4 5 M (Circle)

COMMANDER/LEADER ASSESSMENT: T P U (Circle)

CONDITIONS: The unit has sustained casualties. Threat force contact has been broken. Soldiers have been wounded and may have chemical contamination or nonbattle injuries. Unit medical personnel are treating the wounded. This task is performed simultaneously with other reorganization tasks. The unit and higher headquarters (HQ) tactical standing operating procedures (TACSOPs) and operation orders (OPORDs) are available. Simplified collective-protection equipment (SCPE) is on hand or field-expedient and natural shelters are available.

NOTE: This task should not be performed in MOPP4, except when treating NBC casualties. Some iterations of this task should be performed in MOPP4.

TASK STANDARDS: Unit medical personnel provide treatment for casualties according to Field Manual (FM) 8-285, FM 21-11, and the TACSOP. The time required to perform this task is increased when conducting it in mission-oriented protection posture (MOPP) 4.

TASK STEPS AND PERFORMANCE MEASURES	GO	NO-GO
<p>* 1. The commander and leaders supervise treatment and evacuation of casualties.</p> <ul style="list-style-type: none"> a. Developed a treatment plan. b. Monitored treatment for compliance with FM 8-230 and to ensure that all casualties were treated. c. Directed the employment of unit medical personnel to treat casualties. d. Monitored battlefield stress reduction and stress prevention procedures. e. Reported casualties, as required. f. Coordinated replenishment of Class VIII supplies with the higher HQ logistics element according to the TACSOP. g. Directed distribution of Class VIII supplies and equipment according to the TACSOP. h. Enforced quality-check procedures for Class VIII items issued to unit elements. i. Coordinated for evacuation support with the higher HQ operations element. <p>2. Unit medical personnel survey casualties.</p> <ul style="list-style-type: none"> a. Checked for responsiveness. b. Checked for breathing. c. Checked for bleeding. d. Checked for head injury. e. Checked for shock. f. Checked for fractures, to include cervical spine and back fractures. g. Checked for burns. 		

TASK STEPS AND PERFORMANCE MEASURES	GO	NO-GO
<p>3. Unit medical personnel administer lifesaving treatment.</p> <ol style="list-style-type: none"> Wore protective devices (such as surgical mask and gloves). Cleared all objects from the throat of the casualty. Used the jaw thrust method to open the airway if a cervical spine injury was suspected. Performed cardiovascular pulmonary resuscitation (CPR), 1- or 2-rescuer method, according to FM 8-230. <p>4. Unit medical personnel control hemorrhage.</p> <ol style="list-style-type: none"> Applied manual direct pressure to wound. Elevated extremities. Applied pressure dressing to the wound. Applied digital pressure to pressure points. Applied a tourniquet as a last resort. Initiated intravenous (IV) therapy when indicated. <p>NOTE: Cannot be done in MOPP4.</p> <p>5. Unit medical personnel dress wounds.</p> <ol style="list-style-type: none"> Applied occlusive dressings to open chest wounds, if possible. Applied dressings to open abdominal wounds. Applied dressings to open head wounds. Applied dressings to extremity wounds. <p>6. Unit medical personnel splint suspected fractures.</p> <ol style="list-style-type: none"> Used available materials to splint injuries. Splinted fractures in their position found. Restricted the movement of extremities. Checked the circulation for impairment. <p>7. Unit medical personnel stabilize suspected neck and back fractures.</p> <p>NOTE: When a cervical collar or spine board is not available, use field-expedient materials.</p> <ol style="list-style-type: none"> Applied a cervical collar. Applied a short spine board for suspected neck fractures. Applied a long spine board for suspected back and neck fractures. <p>8. Unit medical personnel treat casualties with burns.</p> <ol style="list-style-type: none"> Extinguished thermal burn agents. Removed chemical burn agents. Eliminated electrical burn sources. Uncovered the burn unless it was stuck to the clothing or a chemical substance existed. Applied a field dressing. Initiated fluid replacement, as required. Initiated IV therapy, if indicated. <p>NOTE: Cannot be done in MOPP4.</p> <p>9. Unit medical personnel treat environmental injuries.</p> <ol style="list-style-type: none"> Provided medical treatment for heat injuries. Provided medical treatment for cold weather injuries. <p>10. Unit medical personnel treat chemical casualties.</p> <ol style="list-style-type: none"> Took immediate protective steps according to FM 8-285 to protect self and warn others. Protected the casualty from further contamination. Administered the nerve-agent antidote according to FM 8-285. 		

TASK STEPS AND PERFORMANCE MEASURES	GO	NO-GO
d. Decontaminated the casualty according to FM 8-285, if necessary. 11. Unit medical personnel prevent shock. a. Positioned the casualty in the correct antishock position according to FM 8-230. b. Loosened clothing and equipment. c. Prevented the casualty from chilling or overheating. d. Calmed the casualty by reassuring him. 12. Unit medical personnel evacuate casualties to the treatment platoon or the supporting medical treatment facility (MTF). a. Prepared casualties for evacuation. b. Identified litter teams. c. Constructed an improvised litter from available material, as required. d. Secured casualties on litters. e. Used appropriate manual carry methods if a litter is not available. f. Transported casualties without causing further injury according to FM 8-10-6.		

TASK PERFORMANCE / EVALUATION SUMMARY BLOCK							
ITERATION	1	2	3	4	5	M	TOTAL
TOTAL TASK STEPS EVALUATED							
TOTAL TASK STEPS "GO"							
TRAINING STATUS "GO"/"NO-GO"							

"*" indicates a leader task step.

SUPPORTING INDIVIDUAL TASKS: NONE

SUPPORTING COLLECTIVE TASKS

Task Number	Task Title
08-2-R303.05-T01A	Conduct Battlefield Stress Reduction and Stress Prevention Procedures

OPFOR TASKS AND STANDARDS

TASK: Disrupt a Route Reconnaissance (5-OPFOR-0021)

CONDITION: The enemy is conducting a route reconnaissance. The opposing forces (OPFOR) element is positioned along the enemy's route.

STANDARD: The OPFOR element attempts to disrupt a squad/section conducting a route reconnaissance. 1. Prevents the unit from meeting its specified time schedule. 2. Forces the unit to deviate from its specified route. 3. Prevents the unit from reaching its assigned destination. 4. Surprises the squad/section. 5. Inflicts casualties on the unit.

TASK: Conduct an Aerial Reconnaissance (5-OPFOR-0010)

CONDITION: The opposing forces (OPFOR) headquarters (HQ) element requires intelligence on the locations and identification of enemy elements. An aircraft is dispatched to take photographs and make a visual inspection of the enemy rear area.

STANDARD: The OPFOR element gathers photograph intelligence of the enemy. 1. Photographs the assigned sectors. 2. Makes quick visual checks where the ceiling is low. 3. Locates enemy positions in the area, particularly support and storage bases, and command and control (C2) facilities. 4. Sustains no loss of aircraft. 5. Reports priority intelligence requirements (PIR) and other information requirements to the OPFOR HQ.

TASK: Conduct a Raid (5-OPFOR-0004)

CONDITION: The opposing forces (OPFOR) element has occupied an objective rally point and has orders to conduct a raid on a combat service support (CSS) base.

STANDARD: The OPFOR element infiltrates the enemy's base and destroys all of the targets. 1. Surprises the enemy forces. 2. Assaults the support base and accomplishes the assigned tasks. 3. Destroys the specified equipment and supplies. 4. Avoids being decisively engaged. 5. Withdraws all personnel from the objective areas within the time prescribed. 6. Obtains all priority intelligence requirements (PIR) from the raid site. 7. Sustains only light casualties from enemy fire.

TASK: Defeat Obstacles (5-OPFOR-0009)

CONDITION: The opposing forces (OPFOR) element encounters an obstacle that blocks the avenue of approach as it advances upon the enemy forces.

STANDARD: The OPFOR element bypasses or breaches the enemy obstacle. 1. Detects the obstacle before halting its main body. 2. Defeats the obstacle. a. Bypasses the obstacle without entering the engagement areas. b. Breaches the obstacle within 45 minutes and passes its entire force through the obstacle. 3. Does not incur degradation to the point that the mission must be discontinued.

TASK: Conduct an Attack (5-OPFOR-0008)

CONDITION: The enemy is conducting tactical operations. The opposing forces (OPFOR) element receives orders to attack the enemy, the area of occupation, or the main supply route (MSR) with smoke.

STANDARD: The OPFOR element disrupts the enemy's movement and smoke operations. 1. Determines the delivery method of the smoke attack. 2. Locates the target. 3. Delivers the smoke attack downwind. 4. Attacks the enemy with smoke, and surge attacks when the enemy responds to the smoke.

TASK: Disrupt Construction of Vehicle Fighting Positions (5-OPFOR-0020)

CONDITION: The opposing forces (OPFOR) element has located the enemy. The priority intelligence requirements (PIR) and other intelligence obtained by OPFOR patrols indicate the enemy is constructing vehicle fighting positions within its defensive area. The OPFOR element has automatic and antiarmor weapons and light mortars.

STANDARD: The OPFOR element attempts to disrupt the enemy's efforts to establish vehicle fighting positions. 1. Locates the defensive area. 2. Surprises the main body. 3. Penetrates the defensive area with squad-size probes. 4. Inflicts casualties on the unit. 5. Destroys vehicles. 6. Disrupts the unit's preparations (prevents or delays beyond the unit's allotted time).

TASK: Disrupt an Engineer Reconnaissance (5-OPFOR-0022)

CONDITION: The enemy is conducting an engineer reconnaissance. The opposing forces (OPFOR) element is positioned along the enemy's route.

STANDARD: The OPFOR element disrupts an engineer reconnaissance. 1. Prevents the unit from meeting its specified time schedule. 2. Forces the unit to deviate from its specified route. 3. Prevents the unit from accomplishing its assigned engineer reconnaissance. 4. Surprises the unit conducting the reconnaissance.

TASK: Conduct Terrorist and Saboteur Attacks (5-OPFOR-0005)

CONDITION: The opposing forces (OPFOR) element dispatches small teams into the enemy's rear area to disrupt combat service support (CSS) operations.

STANDARD: The enemy sustains disrupted command and control (C2), destroyed equipment and supplies, and light casualties. 1. Locates rear support bases and C2 facilities. 2. Delays and disrupts CSS operations through probes. 3. Infiltrates CSS bases to conduct sabotage and terrorist activities. 4. Inflicts light casualties. 5. Destroys supplies and equipment.

TASK: Defend a Minefield (5-OPFOR-0023)

CONDITION: The enemy is conducting a minefield sweeping operation. The opposing forces (OPFOR) element has a minefield placed in the enemy's path. The minefield is under constant observation and fire.

STANDARD: The OPFOR element defends a minefield against an enemy element conducting a minefield sweeping operation. 1. Prevents the unit from detecting the obstacle. 2. Disrupts the minefield sweeping operation. 3. Prevents the unit from conducting the minefield sweeping operation, prevents the unit from moving all personnel through the breach or delays the completion of the minefield sweeping operation for more than 45 minutes.

TASK: Maintain Contact (5-OPFOR-0003)

CONDITION: The opposing forces (OPFOR) element is engaged with enemy base defense forces. The enemy forces are withdrawing under pressure.

STANDARD: The OPFOR element maintains enemy contact while the enemy withdraws. 1. Engages the enemy forces decisively. 2. Advances the OPFOR as the enemy forces withdraw. 3. Inflicts heavy casualties. 4. Captures the members of the enemy force. 5. Captures documents and equipment. 6. Safeguards captured documents, equipment, and personnel.

TASK: Conduct an Ambush (5-OPFOR-0007)

CONDITION: The enemy is moving in a convoy. The opposing forces (OPFOR) element is positioned along the enemy's route.

STANDARD: The OPFOR element inflicts casualties on the enemy and causes vehicle and equipment damage. 1. Prepares an ambush site before the element arrives. 2. Surprises march element forces. 3. Inflicts heavy casualties within the designated kill zone. 4. Inflicts heavy damage to vehicles and equipment within the designated kill zone. 5. Delays the march element from reaching a specified destination for a specified period of time. 6. Withdraws on order. 7. Sustains no casualties. 8. Reports actions to superiors.

TASK: Surrender to the Capturing Unit on the Battlefield (5-OPFOR-0024)

CONDITION: The enemy has captured the opposing forces (OPFOR) element's soldiers, documents, and equipment sensitive to the OPFOR tactical operations.

STANDARD: The OPFOR soldiers retain or destroy documents and equipment. The OPFOR element surrenders documents and equipment of no tactical use to the enemy and attempts to conceal or destroy items of tactical value. The OPFOR element attempts escape and evasion. 1. Prevents the successful capture of documents and equipment. 2. Destroys documents and equipment. 3. Removes identifying markings from equipment. 4. Removes unit-identifying insignia. 5. Provides misleading information. 6. Plans an escape. 7. Delays movement to the nearest collection point. 8. Prevents safeguarding of enemy prisoners of war (EPWs) in order to cause embarrassment to the United States (US).

TASK: Disrupt a Net Control Station (NCS) (5-OPFOR-0019)

CONDITION: The enemy has established a NCS. The opposing forces (OPFOR) element has radio and jamming equipment.

STANDARD: The OPFOR element attempts to disrupt an NCS. 1. Attempts to locate the radio frequency that the unit is operating on. 2. Attempts to enter the radio net. 3. Attempts to issue "bogus" orders to a unit on the net. 4. Jams the radio frequency and forces the unit to go to an alternate frequency.

TASK: Disrupt Defensive Preparations (5-OPFOR-0018)

CONDITION: The opposing forces (OPFOR) element has located the enemy. Priority intelligence requirements (PIR) and other intelligence requirements obtained by OPFOR patrols indicate that the enemy elements are establishing defensive positions. The OPFOR element has automatic and antiarmor weapons and light mortars.

STANDARD: The OPFOR element disrupts and delays the enemy's defensive preparations. 1. Locates and penetrates the enemy's security system. 2. Forces the enemy to delay defensive preparations. 3. Disrupts the enemy's obstacle preparations.

TASK: Disrupt Enemy Movement and Operations Using Tactical Nuclear Weapons (5-OPFOR-0016)

CONDITION: The opposing forces (OPFOR) element has located the enemy. Priority intelligence requirements (PIR) and other intelligence requirements have been obtained by OPFOR patrols. Tactical nuclear weapons are employed against key locations in the rear area.

STANDARD: The OPFOR element disrupts enemy movement and operations. 1. Disrupts or delays the movement of the enemy's equipment and supplies to the forward areas. 2. Destroys enemy equipment and supplies. 3. Inflicts a high rate of nuclear casualties among the enemy forces. 4. Denies the enemy the use of specified areas. 5. Contaminates the enemy's equipment and supplies.

TASK: Disrupt Quartering Party Operations (5-OPFOR-0017)

CONDITION: The enemy is conducting quartering party operations. It has established an assembly area (AA) but has not moved in the main body.

STANDARD: The opposing forces (OPFOR) element attempts to disrupt quartering party operations and infiltrate the enemy's AA. 1. Locates the quartering party and the AA. 2. Surprises the main body. 3. Penetrates the AA with squad-size probes. 4. Inflicts personnel casualties and vehicle damage. 5. Disrupts the unit's preparations (prevents or delays beyond the unit's allotted time).

TASK: Disrupt Enemy Movement and Operations Using Persistent and Nonpersistent Chemical Weapons (5-OPFOR-0015)

CONDITION: The opposing forces (OPFOR) element has located the enemy. Priority intelligence requirements (PIR) and other intelligence requirements have been obtained by OPFOR patrols. The OPFOR units deliver chemical agents, by means of conventional artillery weapons or aircraft, along selected supply routes and key bases in the rear area.

STANDARD: The OPFOR element disrupts enemy movement and operations using persistent and nonpersistent chemical weapons. 1. Delivers chemical agents in low and densely wooded areas. 2. Delays the movement of enemy supplies and equipment to the forward areas. 3. Restricts the movement of the enemy units in the rear area. 4. Channels the movement of enemy units into predesignated ambush areas. 5. Contaminates enemy supplies and equipment. 6. Inflicts a high rate of casualties on enemy forces.

TASK: Disrupt Movement (5-OPFOR-0014)

CONDITION: The enemy is expected to move through the opposing forces (OPFOR) element's area of operations. The OPFOR element has received an operation order (OPORD) or fragmentary order (FRAGO) to disrupt enemy movement. The enemy has the capability to defend with direct fire and antiarmor weapons.

STANDARD: The OPFOR element delays enemy movement. 1. Delays the element. 2. Forces the element to deviate from its route. 3. Prevents the element from reaching its destination. 4. Surprises the element's main body.

TASK: Counter Passage of Lines (5-OPFOR-0012)

CONDITION: Enemy forces are in defensive positions, but they are expected to attempt passage-of-lines operations. The opposing forces (OPFOR) received orders to disrupt enemy passage-of-lines operations.

STANDARD: The OPFOR element delays or prevents enemy passage of lines. 1. Delays the passage. 2. Prevents the company from moving all personnel through the stationary unit. 3. Engages the main body of either the moving or the stationary unit.

TASK: Disrupt Assembly Area (AA) Activities (5-OPFOR-0013)

CONDITION: Intelligence reports indicate that platoon- and company-size enemy units are operating in the opposing forces (OPFOR) area of operations. Enemy units can defend from AAs with direct fire, antiarmor weapons, and indirect fire. The enemy has close air support (CAS) and nuclear, biological, and chemical (NBC) capabilities.

STANDARD: The OPFOR element locates and disrupts the enemy's AA activities. 1. Locates the element's AA. 2. Probes the AA with squad- or team-size elements. 3. Inflicts more than 5 percent casualties on the element. 4. Disrupts the element's preparations (prevents or delays beyond the element's allotted time).

TASK: Attack (5-OPFOR-0001)

CONDITION: The opposing forces (OPFOR) element has located the enemy. The priority intelligence requirements (PIR) and other intelligence requirements have been obtained by OPFOR patrols. The OPFOR element has automatic and antiarmor weapons and light mortars.

STANDARD: The OPFOR element attempts to seize the terrain, vehicles, or equipment. 1. Develops an attack plan. 2. Surprises the enemy unit's main body. 3. Initiates the attack using a scheme of maneuver that exploits the enemy's flanks, gaps, and weaknesses. 4. Uses covered and concealed routes to approach the enemy forces' flanks, gaps, or weakly held areas. 5. Employs indirect fire to support the attack. 6. Penetrates enemy defenses. 7. Destroys equipment and supplies. 8. Inflicts heavy casualties. 9. Isolates the combat service support (CSS) base by blocking reinforcements. 10. Forces enemy units to displace. 11. Avoids being fixed in one position. 12. Withdraws before the CSS base is reinforced with tactical combat forces.

TASK: Conduct Air Attacks (5-OPFOR-0002)

CONDITION: The opposing forces (OPFOR) element in the rear area has forwarded the positions of the enemy support sites or the locations of moving elements. The OPFOR aircraft have been dispatched to attack enemy installations or convoys.

STANDARD: The OPFOR element attempts to delay, disrupt, or damage the enemy targets by air. 1. Locates the target (support sites or convoys). 2. Makes attack runs on the designated targets. 3. Inflicts heavy damage to the selected target. 4. Sustains no loss of aircraft. 5. Delays moving the force for more than one hour.

TASK: Conduct Sniper Operations (5-OPFOR-0006)

CONDITION: The opposing forces (OPFOR) element has assigned snipers (regular or irregular elements) in the enemy's rear area along the main supply route (MSR) and near support sites.

STANDARD: The OPFOR element kills or wounds targets. 1. Sets up a well-concealed location. 2. Engages vehicle drivers or personnel on foot with short bursts of semiautomatic fire. 3. Kills or wounds selected targets. 4. Prevents the position from being discovered by enemy forces. 5. Evacuates the area without being spotted. 6. Reports all specified priority intelligence requirements (PIR) and other intelligence requirements to the OPFOR headquarters (HQ).

- ELEMENTS:** Company Headquarters
 Two Float Bridge Platoon Headquarters
 Four Bridge Sections
 Two Bridge Support Sections
 Support Platoon Headquarters
 Maintenance and Equipment Section
 Two Site Support Sections
 Augment

TASK: Transport Casualties (for Units Without Medical Treatment Personnel) (08-2-C316.05-T01A)
 (FM 8-10-6) (AR 200-1) (AR 385-10)
 (FM 12-6) (FM 57-38)

ITERATION: 1 2 3 4 5 M (Circle)

COMMANDER/LEADER ASSESSMENT: T P U (Circle)

CONDITIONS: Unit personnel are wounded and some may be chemically contaminated. The unit has no organic medical treatment personnel. Threat force contact has been broken. Unit defenses have been reorganized. Casualties are transported from defensive positions to designated casualty collection points. All methods of transport are employed. Some wounded enemy prisoner of war (EPW) casualties may require transport. This task is performed simultaneously with other reorganization tasks. The tactical standing operating procedure (TACSOP) and the higher headquarters (HQ) operation order (OPORD) are available. Simplified collective-protection equipment (SCPE) is on hand and/or field-expedient and natural shelters are available. Some iterations of this task should be performed in MOPP4.

TASK STANDARDS: Casualties are transported as soon as the tactical situation permits according to the TACSOP, the OPORD, provisions of the Geneva Convention, and Field Manual (FM) 8-10-6. At mission-oriented protection posture (MOPP) 4, performance degradation factors increase the time required to transport casualties.

TASK STEPS AND PERFORMANCE MEASURES	GO	NO-GO
<p>* 1. The commander and leaders supervise the transport of casualties.</p> <ul style="list-style-type: none"> a. Monitored casualty transport operations for compliance with FM 8-10-6 and the TACSOP. b. Identified casualty collection points. c. Identified transport requirements. d. Supervised the preparation of casualties for transport. e. Coordinated the transport of casualties from the unit's area with the higher HQ personnel element according to FM 8-10-6 and the TACSOP. f. Coordinated security requirements for the pick-up site with subelements and the higher HQ operations element. g. Disseminated transport information to unit personnel. h. Forwarded the casualty feeder report and witness statements to the higher HQ personnel element according to FM 12-6 and the TACSOP. <p>2. Element personnel prepare casualties for transport.</p> <ul style="list-style-type: none"> a. Provided first aid treatment to casualties. <p>NOTE: See Task 08-2-0003.05-T01A for detailed treatment procedures.</p> <ul style="list-style-type: none"> b. Reported casualties, as required. c. Collected classified documents such as the signal operation instructions (SOI) and standing signal instructions (SSI), maps, overlays, and key lists. d. Secured the custody of organizational equipment according to the TACSOP. 		

TASK STEPS AND PERFORMANCE MEASURES	GO	NO-GO
<p>e. Forwarded casualty feeder reports to unit HQ according to the TACSOP.</p> <p>3. Element personnel transport casualties to casualty collection points using manual carries.</p> <ol style="list-style-type: none"> Selected the type of manual carry appropriate to the situation and the injury. Transported the casualty without causing further injury according to FM 8-10-6. <p>4. Unit personnel transport casualties to casualty collection points using litter carries.</p> <ol style="list-style-type: none"> Identified litter teams. Constructed an improvised litter from available material, as required. Secured the casualty on the litter. Transported the casualty without causing further injury according to FM 8-10-6. <p>5. Element personnel transport casualties to a medical treatment facility (MTF) using available vehicles.</p> <ol style="list-style-type: none"> Loaded the maximum number of casualties according to FM 8-10-6. Secured casualties in the vehicle. Transported casualties without causing further injury according to FM 8-10-6. <p>* 6. The commander and leaders request aeromedical evacuation.</p> <ol style="list-style-type: none"> Transmitted the request according to FM 8-10-6, the OPORD, and the TACSOP. Selected the landing site (which provides sufficient space for helicopter hover, landing, and take-off) according to FMs 8-10-6 and 57-38. Supervised the removal of all dangerous objects likely to be blown about before aircraft arrival. Supervised the security of the landing site according to the TACSOP. Ensured that the landing zone (LZ) was appropriately marked (light sets, smoke, and so forth) according to the TACSOP, if required. <p>7. Element personnel assist in loading the ambulance.</p> <ol style="list-style-type: none"> Employed the proper carrying and loading techniques according to FM 8-10-6. Loaded casualties in the sequence directed by the crew. Loaded casualties without causing unnecessary discomfort. Employed safety procedures according to Army Regulation (AR) 385-10, FM 8-10-6, and the TACSOP. Employed environmental-protection procedures according to AR 200-1 and the TACSOP. <p>8. Element personnel transport chemically contaminated casualties.</p> <ol style="list-style-type: none"> Assumed MOPP 4. Marked contaminated casualties according to the TACSOP. Notified the supporting MTF that contaminated casualties were en route to their location. Transported casualties directly to a designated decontamination and treatment station. Protected casualties from further contamination during transport. <p>9. Unit personnel transport EPW casualties.</p> <ol style="list-style-type: none"> Maintained security of EPW casualties according to the TACSOP. 		

TASK STEPS AND PERFORMANCE MEASURES	GO	NO-GO
b. Searched EPW casualties for weapons and ordnance before transport. c. Transported EPW casualties according to the provisions of the Geneva Convention and the TACSOP.		

TASK PERFORMANCE / EVALUATION SUMMARY BLOCK							
ITERATION	1	2	3	4	5	M	TOTAL
TOTAL TASK STEPS EVALUATED							
TOTAL TASK STEPS "GO"							
TRAINING STATUS "GO"/"NO-GO"							

"*" indicates a leader task step.

SUPPORTING INDIVIDUAL TASKS: NONE

SUPPORTING COLLECTIVE TASKS: NONE

OPFOR TASKS AND STANDARDS

TASK: Disrupt a Route Reconnaissance (5-OPFOR-0021)

CONDITION: The enemy is conducting a route reconnaissance. The opposing forces (OPFOR) element is positioned along the enemy's route.

STANDARD: The OPFOR element attempts to disrupt a squad/section conducting a route reconnaissance. 1. Prevents the unit from meeting its specified time schedule. 2. Forces the unit to deviate from its specified route. 3. Prevents the unit from reaching its assigned destination. 4. Surprises the squad/section. 5. Inflicts casualties on the unit.

TASK: Conduct an Aerial Reconnaissance (5-OPFOR-0010)

CONDITION: The opposing forces (OPFOR) headquarters (HQ) element requires intelligence on the locations and identification of enemy elements. An aircraft is dispatched to take photographs and make a visual inspection of the enemy rear area.

STANDARD: The OPFOR element gathers photograph intelligence of the enemy. 1. Photographs the assigned sectors. 2. Makes quick visual checks where the ceiling is low. 3. Locates enemy positions in the area, particularly support and storage bases, and command and control (C2) facilities. 4. Sustains no loss of aircraft. 5. Reports priority intelligence requirements (PIR) and other information requirements to the OPFOR HQ.

TASK: Conduct a Raid (5-OPFOR-0004)

CONDITION: The opposing forces (OPFOR) element has occupied an objective rally point and has orders to conduct a raid on a combat service support (CSS) base.

STANDARD: The OPFOR element infiltrates the enemy's base and destroys all of the targets. 1. Surprises the enemy forces. 2. Assaults the support base and accomplishes the assigned tasks. 3. Destroys the specified equipment and supplies. 4. Avoids being decisively engaged. 5. Withdraws all personnel from the objective areas within the time prescribed. 6. Obtains all priority intelligence requirements (PIR) from the raid site. 7. Sustains only light casualties from enemy fire.

TASK: Defeat Obstacles (5-OPFOR-0009)

CONDITION: The opposing forces (OPFOR) element encounters an obstacle that blocks the avenue of approach as it advances upon the enemy forces.

STANDARD: The OPFOR element bypasses or breaches the enemy obstacle. 1. Detects the obstacle before halting its main body. 2. Defeats the obstacle. a. Bypasses the obstacle without entering the engagement areas. b. Breaches the obstacle within 45 minutes and passes its entire force through the obstacle. 3. Does not incur degradation to the point that the mission must be discontinued.

TASK: Conduct an Attack (5-OPFOR-0008)

CONDITION: The enemy is conducting tactical operations. The opposing forces (OPFOR) element receives orders to attack the enemy, the area of occupation, or the main supply route (MSR) with smoke.

STANDARD: The OPFOR element disrupts the enemy's movement and smoke operations. 1. Determines the delivery method of the smoke attack. 2. Locates the target. 3. Delivers the smoke attack downwind. 4. Attacks the enemy with smoke, and surge attacks when the enemy responds to the smoke.

TASK: Disrupt Construction of Vehicle Fighting Positions (5-OPFOR-0020)

CONDITION: The opposing forces (OPFOR) element has located the enemy. The priority intelligence requirements (PIR) and other intelligence obtained by OPFOR patrols indicate the enemy is constructing vehicle fighting positions within its defensive area. The OPFOR element has automatic and antiarmor weapons and light mortars.

STANDARD: The OPFOR element attempts to disrupt the enemy's efforts to establish vehicle fighting positions. 1. Locates the defensive area. 2. Surprises the main body. 3. Penetrates the defensive area with squad-size probes. 4. Inflicts casualties on the unit. 5. Destroys vehicles. 6. Disrupts the unit's preparations (prevents or delays beyond the unit's allotted time).

TASK: Disrupt an Engineer Reconnaissance (5-OPFOR-0022)

CONDITION: The enemy is conducting an engineer reconnaissance. The opposing forces (OPFOR) element is positioned along the enemy's route.

STANDARD: The OPFOR element disrupts an engineer reconnaissance. 1. Prevents the unit from meeting its specified time schedule. 2. Forces the unit to deviate from its specified route. 3. Prevents the unit from accomplishing its assigned engineer reconnaissance. 4. Surprises the unit conducting the reconnaissance.

TASK: Conduct Terrorist and Saboteur Attacks (5-OPFOR-0005)

CONDITION: The opposing forces (OPFOR) element dispatches small teams into the enemy's rear area to disrupt combat service support (CSS) operations.

STANDARD: The enemy sustains disrupted command and control (C2), destroyed equipment and supplies, and light casualties. 1. Locates rear support bases and C2 facilities. 2. Delays and disrupts CSS operations through probes. 3. Infiltrates CSS bases to conduct sabotage and terrorist activities. 4. Inflicts light casualties. 5. Destroys supplies and equipment.

TASK: Defend a Minefield (5-OPFOR-0023)

CONDITION: The enemy is conducting a minefield sweeping operation. The opposing forces (OPFOR) element has a minefield placed in the enemy's path. The minefield is under constant observation and fire.

STANDARD: The OPFOR element defends a minefield against an enemy element conducting a minefield sweeping operation. 1. Prevents the unit from detecting the obstacle. 2. Disrupts the minefield sweeping operation. 3. Prevents the unit from conducting the minefield sweeping operation, prevents the unit from moving all personnel through the breach or delays the completion of the minefield sweeping operation for more than 45 minutes.

TASK: Conduct an Ambush (5-OPFOR-0007)

CONDITION: The enemy is moving in a convoy. The opposing forces (OPFOR) element is positioned along the enemy's route.

STANDARD: The OPFOR element inflicts casualties on the enemy and causes vehicle and equipment damage. 1. Prepares an ambush site before the element arrives. 2. Surprises march element forces. 3. Inflicts heavy casualties within the designated kill zone. 4. Inflicts heavy damage to vehicles and equipment within the designated kill zone. 5. Delays the march element from reaching a specified destination for a specified period of time. 6. Withdraws on order. 7. Sustains no casualties. 8. Reports actions to superiors.

TASK: Maintain Contact (5-OPFOR-0003)

CONDITION: The opposing forces (OPFOR) element is engaged with enemy base defense forces. The enemy forces are withdrawing under pressure.

STANDARD: The OPFOR element maintains enemy contact while the enemy withdraws. 1. Engages the enemy forces decisively. 2. Advances the OPFOR as the enemy forces withdraw. 3. Inflicts heavy casualties. 4. Captures the members of the enemy force. 5. Captures documents and equipment. 6. Safeguards captured documents, equipment, and personnel.

TASK: Surrender to the Capturing Unit on the Battlefield (5-OPFOR-0024)

CONDITION: The enemy has captured the opposing forces (OPFOR) element's soldiers, documents, and equipment sensitive to the OPFOR tactical operations.

STANDARD: The OPFOR soldiers retain or destroy documents and equipment. The OPFOR element surrenders documents and equipment of no tactical use to the enemy and attempts to conceal or destroy items of tactical value. The OPFOR element attempts escape and evasion. 1. Prevents the successful capture of documents and equipment. 2. Destroys documents and equipment. 3. Removes identifying markings from equipment. 4. Removes unit-identifying insignia. 5. Provides misleading information. 6. Plans an escape. 7. Delays movement to the nearest collection point. 8. Prevents safeguarding of enemy prisoners of war (EPWs) in order to cause embarrassment to the United States (US).

TASK: Disrupt a Net Control Station (NCS) (5-OPFOR-0019)

CONDITION: The enemy has established a NCS. The opposing forces (OPFOR) element has radio and jamming equipment.

STANDARD: The OPFOR element attempts to disrupt an NCS. 1. Attempts to locate the radio frequency that the unit is operating on. 2. Attempts to enter the radio net. 3. Attempts to issue "bogus" orders to a unit on the net. 4. Jams the radio frequency and forces the unit to go to an alternate frequency.

TASK: Disrupt Defensive Preparations (5-OPFOR-0018)

CONDITION: The opposing forces (OPFOR) element has located the enemy. Priority intelligence requirements (PIR) and other intelligence requirements obtained by OPFOR patrols indicate that the enemy elements are establishing defensive positions. The OPFOR element has automatic and antiarmor weapons and light mortars.

STANDARD: The OPFOR element disrupts and delays the enemy's defensive preparations. 1. Locates and penetrates the enemy's security system. 2. Forces the enemy to delay defensive preparations. 3. Disrupts the enemy's obstacle preparations.

TASK: Disrupt Enemy Movement and Operations Using Tactical Nuclear Weapons (5-OPFOR-0016)

CONDITION: The opposing forces (OPFOR) element has located the enemy. Priority intelligence requirements (PIR) and other intelligence requirements have been obtained by OPFOR patrols. Tactical nuclear weapons are employed against key locations in the rear area.

STANDARD: The OPFOR element disrupts enemy movement and operations. 1. Disrupts or delays the movement of the enemy's equipment and supplies to the forward areas. 2. Destroys enemy equipment and supplies. 3. Inflicts a high rate of nuclear casualties among the enemy forces. 4. Denies the enemy the use of specified areas. 5. Contaminates the enemy's equipment and supplies.

TASK: Disrupt Quartering Party Operations (5-OPFOR-0017)

CONDITION: The enemy is conducting quartering party operations. It has established an assembly area (AA) but has not moved in the main body.

STANDARD: The opposing forces (OPFOR) element attempts to disrupt quartering party operations and infiltrate the enemy's AA. 1. Locates the quartering party and the AA. 2. Surprises the main body. 3. Penetrates the AA with squad-size probes. 4. Inflicts personnel casualties and vehicle damage. 5. Disrupts the unit's preparations (prevents or delays beyond the unit's allotted time).

TASK: Disrupt Enemy Movement and Operations Using Persistent and Nonpersistent Chemical Weapons (5-OPFOR-0015)

CONDITION: The opposing forces (OPFOR) element has located the enemy. Priority intelligence requirements (PIR) and other intelligence requirements have been obtained by OPFOR patrols. The OPFOR units deliver chemical agents, by means of conventional artillery weapons or aircraft, along selected supply routes and key bases in the rear area.

STANDARD: The OPFOR element disrupts enemy movement and operations using persistent and nonpersistent chemical weapons. 1. Delivers chemical agents in low and densely wooded areas. 2. Delays the movement of enemy supplies and equipment to the forward areas. 3. Restricts the movement of the enemy units in the rear area. 4. Channels the movement of enemy units into predesignated ambush areas. 5. Contaminates enemy supplies and equipment. 6. Inflicts a high rate of casualties on enemy forces.

TASK: Disrupt Movement (5-OPFOR-0014)

CONDITION: The enemy is expected to move through the opposing forces (OPFOR) element's area of operations. The OPFOR element has received an operation order (OPORD) or fragmentary order (FRAGO) to disrupt enemy movement. The enemy has the capability to defend with direct fire and antiarmor weapons.

STANDARD: The OPFOR element delays enemy movement. 1. Delays the element. 2. Forces the element to deviate from its route. 3. Prevents the element from reaching its destination. 4. Surprises the element's main body.

TASK: Counter Passage of Lines (5-OPFOR-0012)

CONDITION: Enemy forces are in defensive positions, but they are expected to attempt passage-of-lines operations. The opposing forces (OPFOR) received orders to disrupt enemy passage-of-lines operations.

STANDARD: The OPFOR element delays or prevents enemy passage of lines. 1. Delays the passage. 2. Prevents the company from moving all personnel through the stationary unit. 3. Engages the main body of either the moving or the stationary unit.

TASK: Disrupt Assembly Area (AA) Activities (5-OPFOR-0013)

CONDITION: Intelligence reports indicate that platoon- and company-size enemy units are operating in the opposing forces (OPFOR) area of operations. Enemy units can defend from AAs with direct fire, antiarmor weapons, and indirect fire. The enemy has close air support (CAS) and nuclear, biological, and chemical (NBC) capabilities.

STANDARD: The OPFOR element locates and disrupts the enemy's AA activities. 1. Locates the element's AA. 2. Probes the AA with squad- or team-size elements. 3. Inflicts more than 5 percent casualties on the element. 4. Disrupts the element's preparations (prevents or delays beyond the element's allotted time).

TASK: Attack (5-OPFOR-0001)

CONDITION: The opposing forces (OPFOR) element has located the enemy. The priority intelligence requirements (PIR) and other intelligence requirements have been obtained by OPFOR patrols. The OPFOR element has automatic and antiarmor weapons and light mortars.

STANDARD: The OPFOR element attempts to seize the terrain, vehicles, or equipment. 1. Develops an attack plan. 2. Surprises the enemy unit's main body. 3. Initiates the attack using a scheme of maneuver that exploits the enemy's flanks, gaps, and weaknesses. 4. Uses covered and concealed routes to approach the enemy forces' flanks, gaps, or weakly held areas. 5. Employs indirect fire to support the attack. 6. Penetrates enemy defenses. 7. Destroys equipment and supplies. 8. Inflicts heavy casualties. 9. Isolates the combat service support (CSS) base by blocking reinforcements. 10. Forces enemy units to displace. 11. Avoids being fixed in one position. 12. Withdraws before the CSS base is reinforced with tactical combat forces.

TASK: Conduct Air Attacks (5-OPFOR-0002)

CONDITION: The opposing forces (OPFOR) element in the rear area has forwarded the positions of the enemy support sites or the locations of moving elements. The OPFOR aircraft have been dispatched to attack enemy installations or convoys.

STANDARD: The OPFOR element attempts to delay, disrupt, or damage the enemy targets by air. 1. Locates the target (support sites or convoys). 2. Makes attack runs on the designated targets. 3. Inflicts heavy damage to the selected target. 4. Sustains no loss of aircraft. 5. Delays moving the force for more than one hour.

TASK: Conduct Sniper Operations (5-OPFOR-0006)

CONDITION: The opposing forces (OPFOR) element has assigned snipers (regular or irregular elements) in the enemy's rear area along the main supply route (MSR) and near support sites.

STANDARD: The OPFOR element kills or wounds targets. 1. Sets up a well-concealed location. 2. Engages vehicle drivers or personnel on foot with short bursts of semiautomatic fire. 3. Kills or wounds selected targets. 4. Prevents the position from being discovered by enemy forces. 5. Evacuates the area without being spotted. 6. Reports all specified priority intelligence requirements (PIR) and other intelligence requirements to the OPFOR headquarters (HQ).

- ELEMENTS:** Company Headquarters
 Two Float Bridge Platoon Headquarters
 Four Bridge Sections
 Two Bridge Support Sections
 Support Platoon Headquarters
 Maintenance and Equipment Section
 Two Site Support Sections
 Augment

TASK: Conduct Battlefield Stress Reduction and Stress Prevention Procedures (08-2-R303.05-T01A)
 (FM 8-51) (FM 22-51)

ITERATION: 1 2 3 4 5 M (Circle)
COMMANDER/LEADER ASSESSMENT: T P U (Circle)

CONDITIONS: Combat health support (CHS) operations have commenced. Element personnel are deployed in support of higher headquarters (HQ) operations. The unit's sleep plan and the tactical standing operating procedure (TACSOP) to manage battle fatigue (BF) soldiers have been developed. Personnel have been cross-trained on critical tasks. Operations are continuous over a prolonged period, causing stressful situations for personnel. The commander has directed that procedures for managing battlefield stress be implemented. Simplified collective-protection equipment (SCPE) is on hand or field-expedient and natural shelters are available.

NOTE: Due to the technical knowledge and skills required to perform some military occupational specialty (MOS) specific tasks, caution must be exercised when cross-training personnel. For instance, nonmedical personnel cannot be cross-trained to perform MOS specific medical tasks. Some iterations of this task should be performed in MOPP4.

TASK STANDARDS: The element applies techniques that counter battlefield stress. At mission-oriented protection posture (MOPP) 4, performance degradation factors increase the need for stress prevention implementation. The time required to perform this task is increased when conducting it in MOPP 4.

TASK STEPS AND PERFORMANCE MEASURES	GO	NO-GO
<ul style="list-style-type: none"> * 1. The commander and leaders perform stress prevention leader actions. <ul style="list-style-type: none"> a. Issued warning orders, operation orders (OPORDs), and fragmentary orders (FRAGOs) to the lowest possible level. b. Provided soldiers with an accurate assessment of the friendly and enemy situation. c. Briefed the leaders' intention to all unit personnel. d. Spoke positively concerning the unit's missions, purpose, and abilities. e. Encouraged a positive attitude throughout the unit. f. Instituted an information dissemination plan designed to quell and prevent rumors. g. Informed personnel of the availability of religious support. * 2. The commander and leaders implement the sleep plan. <ul style="list-style-type: none"> a. Provided a safe and secure area away from vehicles and other high-noise activities. b. Adjusted the sleep plan as dictated by the tactical situation. c. Enforced the sleep plan according to the TACSOP. * 3. Leaders implement task rotation or restructuring procedures. <ul style="list-style-type: none"> a. Alternated cross-trained unit personnel on critical tasks, as required. b. Rotated unit personnel between demanding and nondemanding tasks. 		

TASK STEPS AND PERFORMANCE MEASURES	GO	NO-GO
<p>c. Assigned two soldiers to function independently on tasks requiring a high degree of accuracy.</p> <p>d. Adjusted task rotation policies and procedures to the tactical situation.</p> <p>* 4. Leaders implement stress coping and management techniques.</p> <p>a. Integrated new unit members into the unit immediately.</p> <p>b. Assisted soldiers in resolving home front problems.</p> <p>c. Implemented a buddy system to observe signs of stress or battle fatigue (BF) among soldiers and leaders.</p> <p>d. Provided instruction on relaxation techniques to all personnel before deployment.</p> <p>e. Conducted after-action debriefings.</p> <p>f. Scheduled a critical-event debriefing after any especially traumatic event according to Field Manual (FM) 22-51.</p> <p>g. Conducted unit award, decoration, recognition, and memorial ceremonies.</p> <p>* 5. The commander and leaders implement stress control techniques.</p> <p>a. Implemented a plan to deal with mild, seriously stressed, or BF cases.</p> <p>b. Assigned soldiers showing signs of severe stress or BF to simple tasks.</p> <p>c. Directed personnel to be supportive of stressed or BF soldiers.</p> <p>d. Referred soldiers showing signs of serious stress or BF to the supporting medical treatment facility (MTF) for evaluation.</p> <p>e. Reintegrated return-to-duty (RTD) soldiers into their specific element.</p> <p>6. Element personnel employ stress prevention measures.</p> <p>a. Maintained a positive attitude concerning the unit's mission, purpose, and abilities.</p> <p>b. Complied with the commander's sleep plan.</p> <p>c. Identified other soldiers with signs of stress or BF.</p> <p>d. Provided immediate buddy aid support.</p> <p>e. Reported signs of stress or BF in other soldiers to their immediate supervisor.</p> <p>f. Accepted new unit members immediately.</p> <p>g. Practiced relaxation techniques at appropriate times and places.</p> <p>h. Participated in buddy systems and after-action debriefings.</p>		

TASK PERFORMANCE / EVALUATION SUMMARY BLOCK							
ITERATION	1	2	3	4	5	M	TOTAL
TOTAL TASK STEPS EVALUATED							
TOTAL TASK STEPS "GO"							
TRAINING STATUS "GO"/"NO-GO"							

"*" indicates a leader task step.

SUPPORTING INDIVIDUAL TASKS: NONE

SUPPORTING COLLECTIVE TASKS

Task Number	Task Title
05-2-7008	Prepare an Operation Order (OPORD) (Company/Platoon)

OPFOR TASKS AND STANDARDS

TASK: Disrupt a Route Reconnaissance (5-OPFOR-0021)

CONDITION: The enemy is conducting a route reconnaissance. The opposing forces (OPFOR) element is positioned along the enemy's route.

STANDARD: The OPFOR element attempts to disrupt a squad/section conducting a route reconnaissance. 1. Prevents the unit from meeting its specified time schedule. 2. Forces the unit to deviate from its specified route. 3. Prevents the unit from reaching its assigned destination. 4. Surprises the squad/section. 5. Inflicts casualties on the unit.

TASK: Conduct an Aerial Reconnaissance (5-OPFOR-0010)

CONDITION: The opposing forces (OPFOR) headquarters (HQ) element requires intelligence on the locations and identification of enemy elements. An aircraft is dispatched to take photographs and make a visual inspection of the enemy rear area.

STANDARD: The OPFOR element gathers photograph intelligence of the enemy. 1. Photographs the assigned sectors. 2. Makes quick visual checks where the ceiling is low. 3. Locates enemy positions in the area, particularly support and storage bases, and command and control (C2) facilities. 4. Sustains no loss of aircraft. 5. Reports priority intelligence requirements (PIR) and other information requirements to the OPFOR HQ.

TASK: Conduct a Raid (5-OPFOR-0004)

CONDITION: The opposing forces (OPFOR) element has occupied an objective rally point and has orders to conduct a raid on a combat service support (CSS) base.

STANDARD: The OPFOR element infiltrates the enemy's base and destroys all of the targets. 1. Surprises the enemy forces. 2. Assaults the support base and accomplishes the assigned tasks. 3. Destroys the specified equipment and supplies. 4. Avoids being decisively engaged. 5. Withdraws all personnel from the objective areas within the time prescribed. 6. Obtains all priority intelligence requirements (PIR) from the raid site. 7. Sustains only light casualties from enemy fire.

TASK: Defeat Obstacles (5-OPFOR-0009)

CONDITION: The opposing forces (OPFOR) element encounters an obstacle that blocks the avenue of approach as it advances upon the enemy forces.

STANDARD: The OPFOR element bypasses or breaches the enemy obstacle. 1. Detects the obstacle before halting its main body. 2. Defeats the obstacle. a. Bypasses the obstacle without entering the engagement areas. b. Breaches the obstacle within 45 minutes and passes its entire force through the obstacle. 3. Does not incur degradation to the point that the mission must be discontinued.

TASK: Conduct an Attack (5-OPFOR-0008)

CONDITION: The enemy is conducting tactical operations. The opposing forces (OPFOR) element receives orders to attack the enemy, the area of occupation, or the main supply route (MSR) with smoke.

STANDARD: The OPFOR element disrupts the enemy's movement and smoke operations. 1. Determines the delivery method of the smoke attack. 2. Locates the target. 3. Delivers the smoke attack downwind. 4. Attacks the enemy with smoke, and surge attacks when the enemy responds to the smoke.

TASK: Disrupt Construction of Vehicle Fighting Positions (5-OPFOR-0020)

CONDITION: The opposing forces (OPFOR) element has located the enemy. The priority intelligence requirements (PIR) and other intelligence obtained by OPFOR patrols indicate the enemy is constructing vehicle fighting positions within its defensive area. The OPFOR element has automatic and antiarmor weapons and light mortars.

STANDARD: The OPFOR element attempts to disrupt the enemy's efforts to establish vehicle fighting positions. 1. Locates the defensive area. 2. Surprises the main body. 3. Penetrates the defensive area with squad-size probes. 4. Inflicts casualties on the unit. 5. Destroys vehicles. 6. Disrupts the unit's preparations (prevents or delays beyond the unit's allotted time).

TASK: Disrupt an Engineer Reconnaissance (5-OPFOR-0022)

CONDITION: The enemy is conducting an engineer reconnaissance. The opposing forces (OPFOR) element is positioned along the enemy's route.

STANDARD: The OPFOR element disrupts an engineer reconnaissance. 1. Prevents the unit from meeting its specified time schedule. 2. Forces the unit to deviate from its specified route. 3. Prevents the unit from accomplishing its assigned engineer reconnaissance. 4. Surprises the unit conducting the reconnaissance.

TASK: Conduct Terrorist and Saboteur Attacks (5-OPFOR-0005)

CONDITION: The opposing forces (OPFOR) element dispatches small teams into the enemy's rear area to disrupt combat service support (CSS) operations.

STANDARD: The enemy sustains disrupted command and control (C2), destroyed equipment and supplies, and light casualties. 1. Locates rear support bases and C2 facilities. 2. Delays and disrupts CSS operations through probes. 3. Infiltrates CSS bases to conduct sabotage and terrorist activities. 4. Inflicts light casualties. 5. Destroys supplies and equipment.

TASK: Defend a Minefield (5-OPFOR-0023)

CONDITION: The enemy is conducting a minefield sweeping operation. The opposing forces (OPFOR) element has a minefield placed in the enemy's path. The minefield is under constant observation and fire.

STANDARD: The OPFOR element defends a minefield against an enemy element conducting a minefield sweeping operation. 1. Prevents the unit from detecting the obstacle. 2. Disrupts the minefield sweeping operation. 3. Prevents the unit from conducting the minefield sweeping operation, prevents the unit from moving all personnel through the breach or delays the completion of the minefield sweeping operation for more than 45 minutes.

TASK: Conduct an Ambush (5-OPFOR-0007)

CONDITION: The enemy is moving in a convoy. The opposing forces (OPFOR) element is positioned along the enemy's route.

STANDARD: The OPFOR element inflicts casualties on the enemy and causes vehicle and equipment damage. 1. Prepares an ambush site before the element arrives. 2. Surprises march element forces. 3. Inflicts heavy casualties within the designated kill zone. 4. Inflicts heavy damage to vehicles and equipment within the designated kill zone. 5. Delays the march element from reaching a specified destination for a specified period of time. 6. Withdraws on order. 7. Sustains no casualties. 8. Reports actions to superiors.

TASK: Maintain Contact (5-OPFOR-0003)

CONDITION: The opposing forces (OPFOR) element is engaged with enemy base defense forces. The enemy forces are withdrawing under pressure.

STANDARD: The OPFOR element maintains enemy contact while the enemy withdraws. 1. Engages the enemy forces decisively. 2. Advances the OPFOR as the enemy forces withdraw. 3. Inflicts heavy casualties. 4. Captures the members of the enemy force. 5. Captures documents and equipment. 6. Safeguards captured documents, equipment, and personnel.

TASK: Disrupt a Net Control Station (NCS) (5-OPFOR-0019)

CONDITION: The enemy has established a NCS. The opposing forces (OPFOR) element has radio and jamming equipment.

STANDARD: The OPFOR element attempts to disrupt an NCS. 1. Attempts to locate the radio frequency that the unit is operating on. 2. Attempts to enter the radio net. 3. Attempts to issue "bogus" orders to a unit on the net. 4. Jams the radio frequency and forces the unit to go to an alternate frequency.

TASK: Disrupt Defensive Preparations (5-OPFOR-0018)

CONDITION: The opposing forces (OPFOR) element has located the enemy. Priority intelligence requirements (PIR) and other intelligence requirements obtained by OPFOR patrols indicate that the enemy elements are establishing defensive positions. The OPFOR element has automatic and antiarmor weapons and light mortars.

STANDARD: The OPFOR element disrupts and delays the enemy's defensive preparations. 1. Locates and penetrates the enemy's security system. 2. Forces the enemy to delay defensive preparations. 3. Disrupts the enemy's obstacle preparations.

TASK: Disrupt Enemy Movement and Operations Using Tactical Nuclear Weapons (5-OPFOR-0016)

CONDITION: The opposing forces (OPFOR) element has located the enemy. Priority intelligence requirements (PIR) and other intelligence requirements have been obtained by OPFOR patrols. Tactical nuclear weapons are employed against key locations in the rear area.

STANDARD: The OPFOR element disrupts enemy movement and operations. 1. Disrupts or delays the movement of the enemy's equipment and supplies to the forward areas. 2. Destroys enemy equipment and supplies. 3. Inflicts a high rate of nuclear casualties among the enemy forces. 4. Denies the enemy the use of specified areas. 5. Contaminates the enemy's equipment and supplies.

TASK: Disrupt Quartering Party Operations (5-OPFOR-0017)

CONDITION: The enemy is conducting quartering party operations. It has established an assembly area (AA) but has not moved in the main body.

STANDARD: The opposing forces (OPFOR) element attempts to disrupt quartering party operations and infiltrate the enemy's AA. 1. Locates the quartering party and the AA. 2. Surprises the main body. 3. Penetrates the AA with squad-size probes. 4. Inflicts personnel casualties and vehicle damage. 5. Disrupts the unit's preparations (prevents or delays beyond the unit's allotted time).

TASK: Disrupt Enemy Movement and Operations Using Persistent and Nonpersistent Chemical Weapons (5-OPFOR-0015)

CONDITION: The opposing forces (OPFOR) element has located the enemy. Priority intelligence requirements (PIR) and other intelligence requirements have been obtained by OPFOR patrols. The OPFOR units deliver chemical agents, by means of conventional artillery weapons or aircraft, along selected supply routes and key bases in the rear area.

STANDARD: The OPFOR element disrupts enemy movement and operations using persistent and nonpersistent chemical weapons. 1. Delivers chemical agents in low and densely wooded areas. 2. Delays the movement of enemy supplies and equipment to the forward areas. 3. Restricts the movement of the enemy units in the rear area. 4. Channels the movement of enemy units into predesignated ambush areas. 5. Contaminates enemy supplies and equipment. 6. Inflicts a high rate of casualties on enemy forces.

TASK: Disrupt Movement (5-OPFOR-0014)

CONDITION: The enemy is expected to move through the opposing forces (OPFOR) element's area of operations. The OPFOR element has received an operation order (OPORD) or fragmentary order (FRAGO) to disrupt enemy movement. The enemy has the capability to defend with direct fire and antiarmor weapons.

STANDARD: The OPFOR element delays enemy movement. 1. Delays the element. 2. Forces the element to deviate from its route. 3. Prevents the element from reaching its destination. 4. Surprises the element's main body.

TASK: Counter Passage of Lines (5-OPFOR-0012)

CONDITION: Enemy forces are in defensive positions, but they are expected to attempt passage-of-lines operations. The opposing forces (OPFOR) received orders to disrupt enemy passage-of-lines operations.

STANDARD: The OPFOR element delays or prevents enemy passage of lines. 1. Delays the passage. 2. Prevents the company from moving all personnel through the stationary unit. 3. Engages the main body of either the moving or the stationary unit.

TASK: Disrupt Assembly Area (AA) Activities (5-OPFOR-0013)

CONDITION: Intelligence reports indicate that platoon- and company-size enemy units are operating in the opposing forces (OPFOR) area of operations. Enemy units can defend from AAs with direct fire, antiarmor weapons, and indirect fire. The enemy has close air support (CAS) and nuclear, biological, and chemical (NBC) capabilities.

STANDARD: The OPFOR element locates and disrupts the enemy's AA activities. 1. Locates the element's AA. 2. Probes the AA with squad- or team-size elements. 3. Inflicts more than 5 percent casualties on the element. 4. Disrupts the element's preparations (prevents or delays beyond the element's allotted time).

TASK: Attack (5-OPFOR-0001)

CONDITION: The opposing forces (OPFOR) element has located the enemy. The priority intelligence requirements (PIR) and other intelligence requirements have been obtained by OPFOR patrols. The OPFOR element has automatic and antiarmor weapons and light mortars.

STANDARD: The OPFOR element attempts to seize the terrain, vehicles, or equipment. 1. Develops an attack plan. 2. Surprises the enemy unit's main body. 3. Initiates the attack using a scheme of maneuver that exploits the enemy's flanks, gaps, and weaknesses. 4. Uses covered and concealed routes to approach the enemy forces' flanks, gaps, or weakly held areas. 5. Employs indirect fire to support the attack. 6. Penetrates enemy defenses. 7. Destroys equipment and supplies. 8. Inflicts heavy casualties. 9. Isolates the combat service support (CSS) base by blocking reinforcements. 10. Forces enemy units to displace. 11. Avoids being fixed in one position. 12. Withdraws before the CSS base is reinforced with tactical combat forces.

TASK: Surrender to the Capturing Unit on the Battlefield (5-OPFOR-0024)

CONDITION: The enemy has captured the opposing forces (OPFOR) element's soldiers, documents, and equipment sensitive to the OPFOR tactical operations.

STANDARD: The OPFOR soldiers retain or destroy documents and equipment. The OPFOR element surrenders documents and equipment of no tactical use to the enemy and attempts to conceal or destroy items of tactical value. The OPFOR element attempts escape and evasion. 1. Prevents the successful capture of documents and equipment. 2. Destroys documents and equipment. 3. Removes identifying markings from equipment. 4. Removes unit-identifying insignia. 5. Provides misleading information. 6. Plans an escape. 7. Delays movement to the nearest collection point. 8. Prevents safeguarding of enemy prisoners of war (EPWs) in order to cause embarrassment to the United States (US).

TASK: Conduct Air Attacks (5-OPFOR-0002)

CONDITION: The opposing forces (OPFOR) element in the rear area has forwarded the positions of the enemy support sites or the locations of moving elements. The OPFOR aircraft have been dispatched to attack enemy installations or convoys.

STANDARD: The OPFOR element attempts to delay, disrupt, or damage the enemy targets by air. 1. Locates the target (support sites or convoys). 2. Makes attack runs on the designated targets. 3. Inflicts heavy damage to the selected target. 4. Sustains no loss of aircraft. 5. Delays moving the force for more than one hour.

TASK: Conduct Sniper Operations (5-OPFOR-0006)

CONDITION: The opposing forces (OPFOR) element has assigned snipers (regular or irregular elements) in the enemy's rear area along the main supply route (MSR) and near support sites.

STANDARD: The OPFOR element kills or wounds targets. 1. Sets up a well-concealed location. 2. Engages vehicle drivers or personnel on foot with short bursts of semiautomatic fire. 3. Kills or wounds selected targets. 4. Prevents the position from being discovered by enemy forces. 5. Evacuates the area without being spotted. 6. Reports all specified priority intelligence requirements (PIR) and other intelligence requirements to the OPFOR headquarters (HQ).

- ELEMENTS:** Company Headquarters
 Two Float Bridge Platoon Headquarters
 Four Bridge Sections
 Two Bridge Support Sections
 Support Platoon Headquarters
 Maintenance and Equipment Section
 Two Site Support Sections
 Augment

TASK: Perform Field Sanitation Functions (08-2-R315.05-T01A)
 (FM 21-10) (AR 200-1) (AR 385-10)
 (AR 40-5) (FM 4-25.12)

ITERATION: 1 2 3 4 5 M (Circle)

COMMANDER/LEADER ASSESSMENT: T P U (Circle)

CONDITIONS: Health hazards exist that require field sanitation measures. The element is in the field without permanent sanitation or water facilities. The commander has selected and trained the unit's field sanitation team (FST). The combat health support (CHS) plan, the tactical standing operating procedure (TACSOP), and higher headquarters (HQ) operation order (OPORD) are available. All required sanitation equipment is available. Field sanitation measures are continuous and are performed simultaneously with other operational tasks. Simplified collective-protection equipment (SCPE) is on hand and field-expedient and natural shelters are available. Some iterations of this task should be performed in MOPP4.

TASK STANDARDS: The FST performs field sanitation measures according to the TACSOP, Field Manuals (FMs) 21-10 and 21-10-1, and the commander's guidance. At mission-oriented protection posture (MOPP) 4, only minimum-essential field sanitation activities are performed. The time required to perform this task is increased when conducting it in MOPP 4.

TASK STEPS AND PERFORMANCE MEASURES	GO	NO-GO
<p>* 1. The commander directs field sanitation measures.</p> <ul style="list-style-type: none"> a. Directed field sanitation activities to counter a medical threat. b. Monitored field sanitation activities for compliance with FMs 21-10 and 21-10-1 and the TACSOP. c. Enforced individual field sanitation measures. d. Requested assistance from the supporting preventive medicine (PVNTMED) element for sanitation problems that were beyond the expertise of the unit's FST according to the TACSOP and the OPORD. e. Corrected field sanitation deficiencies. f. Reported field sanitation deficiencies that could not be corrected by unit personnel to the FST. g. Enforced safety procedures according to Army Regulation (AR) 385-10 and the TACSOP. h. Enforced environmental-protection procedures according to AR 200-1 and the TACSOP. <p>2. The FST supervises the unit's field sanitation measures.</p> <ul style="list-style-type: none"> a. Maintained the field sanitation basic load according to AR 40-5 and FM 21-10-1. b. Supervised the distribution of field sanitation basic load items according to AR 40-5 and FM 21-10-1. c. Tested the unit's water supply for the required chlorine residual level according to FM 21-10-1 and the TACSOP. 		

TASK STEPS AND PERFORMANCE MEASURES	GO	NO-GO
<ul style="list-style-type: none"> d. Inspected water containers and trailers according to FM 21-10-1 and the TACSOP. e. Monitored personnel to ensure that they used personal protective measures (skin, clothing, and bed net repellent) against arthropods and rodents according to applicable directives and the commander's guidance. f. Conducted rodent surveys, as required. g. Monitored personnel for the employment of correct hygiene measures. h. Monitored waste facilities and procedures for compliance with AR 40-5, FM 21-10-1, and the TACSOP, as required. i. Inspected latrines and urinals according to FM 21-10-1 and the TACSOP. j. Inspected liquid and solid waste-disposal facilities to ensure their compliance with AR 40-5, FM 21-10-1, and the TACSOP. k. Inspected hand-washing devices according to FM 21-10-1 and the TACSOP. l. Inspected the transport, storage, preparation, and service of food for compliance with FM 21-10-1 and the TACSOP. m. Provided advice, recommendations, and training requirements to the commander. n. Enforced safety procedures according to AR 385-10 and the TACSOP. o. Enforced environmental-protection procedures according to AR 200-1 and the TACSOP. <p>3. Unit personnel employ field sanitation measures.</p> <ul style="list-style-type: none"> a. Maintained the prescribed load of water purification materials according to AR 40-5, FM 21-10, and the TACSOP. b. Prepared nonpotable water for personal use according to FM 21-10 and the TACSOP. c. Consumed only water designated as potable. d. Maintained latrines and hand-washing facilities according to FM 21-10 and the TACSOP. e. Employed preventive measures against cold and heat injuries. f. Employed personal-hygiene measures. g. Employed preventive measures against arthropod and rodent infestation, to include using skin, clothing, and bed net repellent. h. Reported field sanitation deficiencies to the FST. i. Employed safety procedures according to AR 385-10 and the TACSOP. j. Employed environmental-protection procedures according to AR 200-1 and the TACSOP. 		

TASK PERFORMANCE / EVALUATION SUMMARY BLOCK							
ITERATION	1	2	3	4	5	M	TOTAL
TOTAL TASK STEPS EVALUATED							
TOTAL TASK STEPS "GO"							
TRAINING STATUS "GO"/"NO-GO"							

"*" indicates a leader task step.

SUPPORTING INDIVIDUAL TASKS: NONE

SUPPORTING COLLECTIVE TASKS: NONE**OPFOR TASKS AND STANDARDS**

TASK: Surrender to the Capturing Unit on the Battlefield (5-OPFOR-0024)

CONDITION: The enemy has captured the opposing forces (OPFOR) element's soldiers, documents, and equipment sensitive to the OPFOR tactical operations.

STANDARD: The OPFOR soldiers retain or destroy documents and equipment. The OPFOR element surrenders documents and equipment of no tactical use to the enemy and attempts to conceal or destroy items of tactical value. The OPFOR element attempts escape and evasion. 1. Prevents the successful capture of documents and equipment. 2. Destroys documents and equipment. 3. Removes identifying markings from equipment. 4. Removes unit-identifying insignia. 5. Provides misleading information. 6. Plans an escape. 7. Delays movement to the nearest collection point. 8. Prevents safeguarding of enemy prisoners of war (EPWs) in order to cause embarrassment to the United States (US).

TASK: Disrupt a Route Reconnaissance (5-OPFOR-0021)

CONDITION: The enemy is conducting a route reconnaissance. The opposing forces (OPFOR) element is positioned along the enemy's route.

STANDARD: The OPFOR element attempts to disrupt a squad/section conducting a route reconnaissance. 1. Prevents the unit from meeting its specified time schedule. 2. Forces the unit to deviate from its specified route. 3. Prevents the unit from reaching its assigned destination. 4. Surprises the squad/section. 5. Inflicts casualties on the unit.

TASK: Conduct an Aerial Reconnaissance (5-OPFOR-0010)

CONDITION: The opposing forces (OPFOR) headquarters (HQ) element requires intelligence on the locations and identification of enemy elements. An aircraft is dispatched to take photographs and make a visual inspection of the enemy rear area.

STANDARD: The OPFOR element gathers photograph intelligence of the enemy. 1. Photographs the assigned sectors. 2. Makes quick visual checks where the ceiling is low. 3. Locates enemy positions in the area, particularly support and storage bases, and command and control (C2) facilities. 4. Sustains no loss of aircraft. 5. Reports priority intelligence requirements (PIR) and other information requirements to the OPFOR HQ.

TASK: Conduct a Raid (5-OPFOR-0004)

CONDITION: The opposing forces (OPFOR) element has occupied an objective rally point and has orders to conduct a raid on a combat service support (CSS) base.

STANDARD: The OPFOR element infiltrates the enemy's base and destroys all of the targets. 1. Surprises the enemy forces. 2. Assaults the support base and accomplishes the assigned tasks. 3. Destroys the specified equipment and supplies. 4. Avoids being decisively engaged. 5. Withdraws all personnel from the objective areas within the time prescribed. 6. Obtains all priority intelligence requirements (PIR) from the raid site. 7. Sustains only light casualties from enemy fire.

TASK: Defeat Obstacles (5-OPFOR-0009)

CONDITION: The opposing forces (OPFOR) element encounters an obstacle that blocks the avenue of approach as it advances upon the enemy forces.

STANDARD: The OPFOR element bypasses or breaches the enemy obstacle. 1. Detects the obstacle before halting its main body. 2. Defeats the obstacle. a. Bypasses the obstacle without entering the engagement areas. b. Breaches the obstacle within 45 minutes and passes its entire force through the obstacle. 3. Does not incur degradation to the point that the mission must be discontinued.

TASK: Conduct an Attack (5-OPFOR-0008)

CONDITION: The enemy is conducting tactical operations. The opposing forces (OPFOR) element receives orders to attack the enemy, the area of occupation, or the main supply route (MSR) with smoke.

STANDARD: The OPFOR element disrupts the enemy's movement and smoke operations. 1. Determines the delivery method of the smoke attack. 2. Locates the target. 3. Delivers the smoke attack downwind. 4. Attacks the enemy with smoke, and surge attacks when the enemy responds to the smoke.

TASK: Disrupt Construction of Vehicle Fighting Positions (5-OPFOR-0020)

CONDITION: The opposing forces (OPFOR) element has located the enemy. The priority intelligence requirements (PIR) and other intelligence obtained by OPFOR patrols indicate the enemy is constructing vehicle fighting positions within its defensive area. The OPFOR element has automatic and antiarmor weapons and light mortars.

STANDARD: The OPFOR element attempts to disrupt the enemy's efforts to establish vehicle fighting positions. 1. Locates the defensive area. 2. Surprises the main body. 3. Penetrates the defensive area with squad-size probes. 4. Inflicts casualties on the unit. 5. Destroys vehicles. 6. Disrupts the unit's preparations (prevents or delays beyond the unit's allotted time).

TASK: Disrupt an Engineer Reconnaissance (5-OPFOR-0022)

CONDITION: The enemy is conducting an engineer reconnaissance. The opposing forces (OPFOR) element is positioned along the enemy's route.

STANDARD: The OPFOR element disrupts an engineer reconnaissance. 1. Prevents the unit from meeting its specified time schedule. 2. Forces the unit to deviate from its specified route. 3. Prevents the unit from accomplishing its assigned engineer reconnaissance. 4. Surprises the unit conducting the reconnaissance.

TASK: Conduct Terrorist and Saboteur Attacks (5-OPFOR-0005)

CONDITION: The opposing forces (OPFOR) element dispatches small teams into the enemy's rear area to disrupt combat service support (CSS) operations.

STANDARD: The enemy sustains disrupted command and control (C2), destroyed equipment and supplies, and light casualties. 1. Locates rear support bases and C2 facilities. 2. Delays and disrupts CSS operations through probes. 3. Infiltrates CSS bases to conduct sabotage and terrorist activities. 4. Inflicts light casualties. 5. Destroys supplies and equipment.

TASK: Defend a Minefield (5-OPFOR-0023)

CONDITION: The enemy is conducting a minefield sweeping operation. The opposing forces (OPFOR) element has a minefield placed in the enemy's path. The minefield is under constant observation and fire.

STANDARD: The OPFOR element defends a minefield against an enemy element conducting a minefield sweeping operation. 1. Prevents the unit from detecting the obstacle. 2. Disrupts the minefield sweeping operation. 3. Prevents the unit from conducting the minefield sweeping operation, prevents the unit from moving all personnel through the breach or delays the completion of the minefield sweeping operation for more than 45 minutes.

TASK: Conduct an Ambush (5-OPFOR-0007)

CONDITION: The enemy is moving in a convoy. The opposing forces (OPFOR) element is positioned along the enemy's route.

STANDARD: The OPFOR element inflicts casualties on the enemy and causes vehicle and equipment damage. 1. Prepares an ambush site before the element arrives. 2. Surprises march element forces. 3. Inflicts heavy casualties within the designated kill zone. 4. Inflicts heavy damage to vehicles and equipment within the designated kill zone. 5. Delays the march element from reaching a specified destination for a specified period of time. 6. Withdraws on order. 7. Sustains no casualties. 8. Reports actions to superiors.

TASK: Maintain Contact (5-OPFOR-0003)

CONDITION: The opposing forces (OPFOR) element is engaged with enemy base defense forces. The enemy forces are withdrawing under pressure.

STANDARD: The OPFOR element maintains enemy contact while the enemy withdraws. 1. Engages the enemy forces decisively. 2. Advances the OPFOR as the enemy forces withdraw. 3. Inflicts heavy casualties. 4. Captures the members of the enemy force. 5. Captures documents and equipment. 6. Safeguards captured documents, equipment, and personnel.

TASK: Disrupt a Net Control Station (NCS) (5-OPFOR-0019)

CONDITION: The enemy has established a NCS. The opposing forces (OPFOR) element has radio and jamming equipment.

STANDARD: The OPFOR element attempts to disrupt an NCS. 1. Attempts to locate the radio frequency that the unit is operating on. 2. Attempts to enter the radio net. 3. Attempts to issue "bogus" orders to a unit on the net. 4. Jams the radio frequency and forces the unit to go to an alternate frequency.

TASK: Disrupt Defensive Preparations (5-OPFOR-0018)

CONDITION: The opposing forces (OPFOR) element has located the enemy. Priority intelligence requirements (PIR) and other intelligence requirements obtained by OPFOR patrols indicate that the enemy elements are establishing defensive positions. The OPFOR element has automatic and antiarmor weapons and light mortars.

STANDARD: The OPFOR element disrupts and delays the enemy's defensive preparations. 1. Locates and penetrates the enemy's security system. 2. Forces the enemy to delay defensive preparations. 3. Disrupts the enemy's obstacle preparations.

TASK: Disrupt Enemy Movement and Operations Using Tactical Nuclear Weapons (5-OPFOR-0016)

CONDITION: The opposing forces (OPFOR) element has located the enemy. Priority intelligence requirements (PIR) and other intelligence requirements have been obtained by OPFOR patrols. Tactical nuclear weapons are employed against key locations in the rear area.

STANDARD: The OPFOR element disrupts enemy movement and operations. 1. Disrupts or delays the movement of the enemy's equipment and supplies to the forward areas. 2. Destroys enemy equipment and supplies. 3. Inflicts a high rate of nuclear casualties among the enemy forces. 4. Denies the enemy the use of specified areas. 5. Contaminates the enemy's equipment and supplies.

TASK: Disrupt Quartering Party Operations (5-OPFOR-0017)

CONDITION: The enemy is conducting quartering party operations. It has established an assembly area (AA) but has not moved in the main body.

STANDARD: The opposing forces (OPFOR) element attempts to disrupt quartering party operations and infiltrate the enemy's AA. 1. Locates the quartering party and the AA. 2. Surprises the main body. 3. Penetrates the AA with squad-size probes. 4. Inflicts personnel casualties and vehicle damage. 5. Disrupts the unit's preparations (prevents or delays beyond the unit's allotted time).

TASK: Disrupt Enemy Movement and Operations Using Persistent and Nonpersistent Chemical Weapons (5-OPFOR-0015)

CONDITION: The opposing forces (OPFOR) element has located the enemy. Priority intelligence requirements (PIR) and other intelligence requirements have been obtained by OPFOR patrols. The OPFOR units deliver chemical agents, by means of conventional artillery weapons or aircraft, along selected supply routes and key bases in the rear area.

STANDARD: The OPFOR element disrupts enemy movement and operations using persistent and nonpersistent chemical weapons. 1. Delivers chemical agents in low and densely wooded areas. 2. Delays the movement of enemy supplies and equipment to the forward areas. 3. Restricts the movement of the enemy units in the rear area. 4. Channels the movement of enemy units into predesignated ambush areas. 5. Contaminates enemy supplies and equipment. 6. Inflicts a high rate of casualties on enemy forces.

TASK: Disrupt Movement (5-OPFOR-0014)

CONDITION: The enemy is expected to move through the opposing forces (OPFOR) element's area of operations. The OPFOR element has received an operation order (OPORD) or fragmentary order (FRAGO) to disrupt enemy movement. The enemy has the capability to defend with direct fire and antiarmor weapons.

STANDARD: The OPFOR element delays enemy movement. 1. Delays the element. 2. Forces the element to deviate from its route. 3. Prevents the element from reaching its destination. 4. Surprises the element's main body.

TASK: Counter Passage of Lines (5-OPFOR-0012)

CONDITION: Enemy forces are in defensive positions, but they are expected to attempt passage-of-lines operations. The opposing forces (OPFOR) received orders to disrupt enemy passage-of-lines operations.

STANDARD: The OPFOR element delays or prevents enemy passage of lines. 1. Delays the passage. 2. Prevents the company from moving all personnel through the stationary unit. 3. Engages the main body of either the moving or the stationary unit.

TASK: Disrupt Assembly Area (AA) Activities (5-OPFOR-0013)

CONDITION: Intelligence reports indicate that platoon- and company-size enemy units are operating in the opposing forces (OPFOR) area of operations. Enemy units can defend from AAs with direct fire, antiarmor weapons, and indirect fire. The enemy has close air support (CAS) and nuclear, biological, and chemical (NBC) capabilities.

STANDARD: The OPFOR element locates and disrupts the enemy's AA activities. 1. Locates the element's AA. 2. Probes the AA with squad- or team-size elements. 3. Inflicts more than 5 percent casualties on the element. 4. Disrupts the element's preparations (prevents or delays beyond the element's allotted time).

TASK: Attack (5-OPFOR-0001)

CONDITION: The opposing forces (OPFOR) element has located the enemy. The priority intelligence requirements (PIR) and other intelligence requirements have been obtained by OPFOR patrols. The OPFOR element has automatic and antiarmor weapons and light mortars.

STANDARD: The OPFOR element attempts to seize the terrain, vehicles, or equipment. 1. Develops an attack plan. 2. Surprises the enemy unit's main body. 3. Initiates the attack using a scheme of maneuver that exploits the enemy's flanks, gaps, and weaknesses. 4. Uses covered and concealed routes to approach the enemy forces' flanks, gaps, or weakly held areas. 5. Employs indirect fire to support the attack. 6. Penetrates enemy defenses. 7. Destroys equipment and supplies. 8. Inflicts heavy casualties. 9. Isolates the combat service support (CSS) base by blocking reinforcements. 10. Forces enemy units to displace. 11. Avoids being fixed in one position. 12. Withdraws before the CSS base is reinforced with tactical combat forces.

TASK: Conduct Air Attacks (5-OPFOR-0002)

CONDITION: The opposing forces (OPFOR) element in the rear area has forwarded the positions of the enemy support sites or the locations of moving elements. The OPFOR aircraft have been dispatched to attack enemy installations or convoys.

STANDARD: The OPFOR element attempts to delay, disrupt, or damage the enemy targets by air. 1. Locates the target (support sites or convoys). 2. Makes attack runs on the designated targets. 3. Inflicts heavy damage to the selected target. 4. Sustains no loss of aircraft. 5. Delays moving the force for more than one hour.

TASK: Conduct Sniper Operations (5-OPFOR-0006)

CONDITION: The opposing forces (OPFOR) element has assigned snipers (regular or irregular elements) in the enemy's rear area along the main supply route (MSR) and near support sites.

STANDARD: The OPFOR element kills or wounds targets. 1. Sets up a well-concealed location. 2. Engages vehicle drivers or personnel on foot with short bursts of semiautomatic fire. 3. Kills or wounds selected targets. 4. Prevents the position from being discovered by enemy forces. 5. Evacuates the area without being spotted. 6. Reports all specified priority intelligence requirements (PIR) and other intelligence requirements to the OPFOR headquarters (HQ).

- ELEMENTS:** Company Headquarters
 Two Float Bridge Platoon Headquarters
 Four Bridge Sections
 Support Platoon Headquarters
 Maintenance and Equipment Section
 Two Site Support Sections
 Augment

TASK: Provide Food Service Support (10-2-0317.05-T01A)
 (FM 10-23) (FM 10-23-1) (FM 4-25.12)

ITERATION: 1 2 3 4 5 (Circle)

COMMANDER/LEADER ASSESSMENT: T P U (Circle)

CONDITIONS: The elements are requesting field feeding. The field kitchen area is set up, and rations and water are picked up. Additional rations are requested. Unit strength reports are available. Digital units have performed functionality checks, and systems are operational. Food and water may be transported to satellite areas. Disposal facilities have been prepared. Nuclear, biological, and chemical (NBC) attacks and intrusions by threat forces can occur during field kitchen operations. This task should not be trained in MOPP4.

TASK STANDARDS: Digital units send and receive reports using frequency-modulated (FM) or digital means. Provide food service support according to the commander's guidance.

TASK STEPS AND PERFORMANCE MEASURES	GO	NO-GO
<ul style="list-style-type: none"> * 1. The food service sergeant plans food service support. <ul style="list-style-type: none"> a. Verified the strengths of all supported units. b. Requested the required amount of subsistence. c. Prepared personnel work schedules. d. Assigned duties to all food service personnel. e. Prepared the production schedule, as required. f. Coordinated with the supported units on the distribution of food to remote areas. g. Developed the NBC decontamination procedures for equipment, supplies, and personnel. h. Coordinated food service personnel's defensive duties with the company's command post (CP). i. Requested kitchen mess attendant support from the supported units. * 2. The food service sergeant supervises field kitchen operations. <ul style="list-style-type: none"> a. Established operational hours as prescribed by the field-feeding plan and the commander's guidance or both. b. Assigned work schedules consistent with personnel availability and meal schedules. c. Monitored equipment operations, maintenance, and safety for compliance with the appropriate technical manuals (TMs) and the tactical standing operating procedure (TACSOP). d. Coordinated additional supply requests with the company's supply facility. e. Forwarded food service personnel and equipment status reports to the company's CP. f. Performed periodic inspections of personnel for personal hygiene and equipment for proper operation. 		

TASK STEPS AND PERFORMANCE MEASURES	GO	NO-GO
<p>g. Monitored the employment of preventive-medicine measures for compliance with field sanitation policies and procedures in the TACSOP.</p> <p>h. Supervised the decontamination of contaminated equipment, supplies, and personnel.</p> <p>i. Checked operations to ensure that safety measures were employed.</p> <p>3. Food service personnel pick up and store subsistence items.</p> <p>a. Inspected vehicles for cleanliness and proper dunnage.</p> <p>b. Inspected subsistence items for condition and quantity.</p> <p>c. Prepared shortages, overages, and unsatisfactory subsistence listings.</p> <p>d. Signed the required documentation.</p> <p>e. Transported subsistence items from the Class I point to the unit's field location.</p> <p>f. Stored subsistence items according to security measures and appropriate directives.</p> <p>g. Washed, packaged, or canned foods after an NBC attack.</p> <p>4. Food service personnel prepare meals.</p> <p>a. Inspected the field kitchen equipment using the appropriate equipment manuals for proper operation.</p> <p>b. Employed personal-hygiene measures.</p> <p>c. Performed preliminary food preparation procedures.</p> <p>d. Prepared menu items according to the production schedule, when applicable.</p> <p>e. Employed preventive-medicine measures.</p> <p>f. Prepared food for transport.</p> <p>g. Employed safety measures.</p> <p>h. Checked insulated food containers and beverage dispensers to ensure that they were preheated or prechilled.</p> <p>i. Checked insulated food containers and beverage dispensers to ensure that the food was properly packed for remote feeding.</p> <p>j. Ensured that all items to support remote feeding were assembled and packed.</p> <p>5. Food service personnel issue Class I supplies to the company representative (first sergeant [1SG] or supply sergeant) in maneuver battalions.</p> <p>a. Verified the head count with the 1SG or the supply sergeant.</p> <p>b. Issued the prepared food in insulated food containers.</p> <p>c. Issued beverages in beverage dispensers.</p> <p>d. Issued sanitized serving utensils, plates, cups, flatware, and condiments to support the meal.</p> <p>6. Food service personnel or unit personnel (depending on the method of feeding) serve the meals.</p> <p>a. Employed personal-hygiene measures.</p> <p>b. Set up the serving line as dictated by the tactical situation.</p> <p>c. Inspected the mess kits, if used, to ensure that they were sanitized prior to serving.</p> <p>d. Employed portion control.</p> <p>e. Maintained food at the proper temperatures.</p> <p>f. Replenished food items.</p> <p>g. Opened no more T-ration pans than required during the serving.</p> <p>h. Destroyed the opened food after an NBC attack.</p> <p>i. Employed safety measures.</p> <p>7. Food service personnel maintain the equipment.</p>		

TASK STEPS AND PERFORMANCE MEASURES	GO	NO-GO
a. Performed before-, during-, and after-operation preventive-maintenance checks and services (PMCS) on the assigned equipment. b. Maintained temperatures of the wash and rinse water on the wash line. c. Cleaned the cooking equipment. d. Sanitized the cooking equipment. e. Stored the clean equipment to allow for air-drying. 8. Food service personnel perform waste disposal. a. Initiated effective trash management procedures. b. Performed liquid-waste disposal. c. Performed solid-waste disposal. d. Cleaned vehicles thoroughly with the prescribed cleaning agents. e. Sanitized vehicles thoroughly with the prescribed cleaning agents. f. Employed preventive-medicine measures.		

TASK PERFORMANCE / EVALUATION SUMMARY BLOCK							
ITERATION	1	2	3	4	5		TOTAL
TOTAL TASK STEPS EVALUATED							
TOTAL TASK STEPS "GO"							
TRAINING STATUS "GO"/"NO-GO"							

"*" indicates a leader task step.

SUPPORTING INDIVIDUAL TASKS: NONE

SUPPORTING COLLECTIVE TASKS: NONE

OPFOR TASKS AND STANDARDS

TASK: Conduct Air Attacks (5-OPFOR-0002)

CONDITION: The opposing forces (OPFOR) element in the rear area has forwarded the positions of the enemy support sites or the locations of moving elements. The OPFOR aircraft have been dispatched to attack enemy installations or convoys.

STANDARD: The OPFOR element attempts to delay, disrupt, or damage the enemy targets by air. 1. Locates the target (support sites or convoys). 2. Makes attack runs on the designated targets. 3. Inflicts heavy damage to the selected target. 4. Sustains no loss of aircraft. 5. Delays moving the force for more than one hour.

TASK: Conduct Terrorist and Saboteur Attacks (5-OPFOR-0005)

CONDITION: The opposing forces (OPFOR) element dispatches small teams into the enemy's rear area to disrupt combat service support (CSS) operations.

STANDARD: The enemy sustains disrupted command and control (C2), destroyed equipment and supplies, and light casualties. 1. Locates rear support bases and C2 facilities. 2. Delays and disrupts CSS operations through probes. 3. Infiltrates CSS bases to conduct sabotage and terrorist activities. 4. Inflicts light casualties. 5. Destroys supplies and equipment.

TASK: Conduct Sniper Operations (5-OPFOR-0006)

CONDITION: The opposing forces (OPFOR) element has assigned snipers (regular or irregular elements) in the enemy's rear area along the main supply route (MSR) and near support sites.

STANDARD: The OPFOR element kills or wounds targets. 1. Sets up a well-concealed location. 2. Engages vehicle drivers or personnel on foot with short bursts of semiautomatic fire. 3. Kills or wounds selected targets. 4. Prevents the position from being discovered by enemy forces. 5. Evacuates the area without being spotted. 6. Reports all specified priority intelligence requirements (PIR) and other intelligence requirements to the OPFOR headquarters (HQ).

TASK: Conduct an Aerial Reconnaissance (5-OPFOR-0010)

CONDITION: The opposing forces (OPFOR) headquarters (HQ) element requires intelligence on the locations and identification of enemy elements. An aircraft is dispatched to take photographs and make a visual inspection of the enemy rear area.

STANDARD: The OPFOR element gathers photograph intelligence of the enemy. 1. Photographs the assigned sectors. 2. Makes quick visual checks where the ceiling is low. 3. Locates enemy positions in the area, particularly support and storage bases, and command and control (C2) facilities. 4. Sustains no loss of aircraft. 5. Reports priority intelligence requirements (PIR) and other information requirements to the OPFOR HQ.

TASK: Gather Intelligence (5-OPFOR-0011)

CONDITION: The opposing forces (OPFOR) small element, operating in the rear area, is planning attacks on enemy bases. Information is needed to complete the plans.

STANDARD: The OPFOR element infiltrates, gathers intelligence information, and submits its findings to the command. 1. Identifies all priority intelligence requirements (PIR) and other intelligence requirements. 2. Passes through any outpost, defensive wire, or warning devices undetected. 3. Moves to an observation point that offers cover and concealment and is clear enough to gather PIR and other intelligence requirements. 4. Gathers all PIR and other intelligence requirements. 5. Withdraws from the area undetected. 6. Reports all information to the OPFOR headquarters (HQ).

TASK: Disrupt a Route Reconnaissance (5-OPFOR-0021)

CONDITION: The enemy is conducting a route reconnaissance. The opposing forces (OPFOR) element is positioned along the enemy's route.

STANDARD: The OPFOR element attempts to disrupt a squad/section conducting a route reconnaissance. 1. Prevents the unit from meeting its specified time schedule. 2. Forces the unit to deviate from its specified route. 3. Prevents the unit from reaching its assigned destination. 4. Surprises the squad/section. 5. Inflicts casualties on the unit.

TASK: Conduct a Raid (5-OPFOR-0004)

CONDITION: The opposing forces (OPFOR) element has occupied an objective rally point and has orders to conduct a raid on a combat service support (CSS) base.

STANDARD: The OPFOR element infiltrates the enemy's base and destroys all of the targets. 1. Surprises the enemy forces. 2. Assaults the support base and accomplishes the assigned tasks. 3. Destroys the specified equipment and supplies. 4. Avoids being decisively engaged. 5. Withdraws all personnel from the objective areas within the time prescribed. 6. Obtains all priority intelligence requirements (PIR) from the raid site. 7. Sustains only light casualties from enemy fire.

TASK: Defeat Obstacles (5-OPFOR-0009)

CONDITION: The opposing forces (OPFOR) element encounters an obstacle that blocks the avenue of approach as it advances upon the enemy forces.

STANDARD: The OPFOR element bypasses or breaches the enemy obstacle. 1. Detects the obstacle before halting its main body. 2. Defeats the obstacle. a. Bypasses the obstacle without entering the engagement areas. b. Breaches the obstacle within 45 minutes and passes its entire force through the obstacle. 3. Does not incur degradation to the point that the mission must be discontinued.

TASK: Conduct an Attack (5-OPFOR-0008)

CONDITION: The enemy is conducting tactical operations. The opposing forces (OPFOR) element receives orders to attack the enemy, the area of occupation, or the main supply route (MSR) with smoke.

STANDARD: The OPFOR element disrupts the enemy's movement and smoke operations. 1. Determines the delivery method of the smoke attack. 2. Locates the target. 3. Delivers the smoke attack downwind. 4. Attacks the enemy with smoke, and surge attacks when the enemy responds to the smoke.

TASK: Disrupt Construction of Vehicle Fighting Positions (5-OPFOR-0020)

CONDITION: The opposing forces (OPFOR) element has located the enemy. The priority intelligence requirements (PIR) and other intelligence obtained by OPFOR patrols indicate the enemy is constructing vehicle fighting positions within its defensive area. The OPFOR element has automatic and antiarmor weapons and light mortars.

STANDARD: The OPFOR element attempts to disrupt the enemy's efforts to establish vehicle fighting positions. 1. Locates the defensive area. 2. Surprises the main body. 3. Penetrates the defensive area with squad-size probes. 4. Inflicts casualties on the unit. 5. Destroys vehicles. 6. Disrupts the unit's preparations (prevents or delays beyond the unit's allotted time).

TASK: Disrupt an Engineer Reconnaissance (5-OPFOR-0022)

CONDITION: The enemy is conducting an engineer reconnaissance. The opposing forces (OPFOR) element is positioned along the enemy's route.

STANDARD: The OPFOR element disrupts an engineer reconnaissance. 1. Prevents the unit from meeting its specified time schedule. 2. Forces the unit to deviate from its specified route. 3. Prevents the unit from accomplishing its assigned engineer reconnaissance. 4. Surprises the unit conducting the reconnaissance.

TASK: Defend a Minefield (5-OPFOR-0023)

CONDITION: The enemy is conducting a minefield sweeping operation. The opposing forces (OPFOR) element has a minefield placed in the enemy's path. The minefield is under constant observation and fire.

STANDARD: The OPFOR element defends a minefield against an enemy element conducting a minefield sweeping operation. 1. Prevents the unit from detecting the obstacle. 2. Disrupts the minefield sweeping operation. 3. Prevents the unit from conducting the minefield sweeping operation, prevents the unit from moving all personnel through the breach or delays the completion of the minefield sweeping operation for more than 45 minutes.

TASK: Conduct an Ambush (5-OPFOR-0007)

CONDITION: The enemy is moving in a convoy. The opposing forces (OPFOR) element is positioned along the enemy's route.

STANDARD: The OPFOR element inflicts casualties on the enemy and causes vehicle and equipment damage. 1. Prepares an ambush site before the element arrives. 2. Surprises march element forces. 3. Inflicts heavy casualties within the designated kill zone. 4. Inflicts heavy damage to vehicles and equipment within the designated kill zone. 5. Delays the march element from reaching a specified destination for a specified period of time. 6. Withdraws on order. 7. Sustains no casualties. 8. Reports actions to superiors.

TASK: Maintain Contact (5-OPFOR-0003)

CONDITION: The opposing forces (OPFOR) element is engaged with enemy base defense forces. The enemy forces are withdrawing under pressure.

STANDARD: The OPFOR element maintains enemy contact while the enemy withdraws. 1. Engages the enemy forces decisively. 2. Advances the OPFOR as the enemy forces withdraw. 3. Inflicts heavy casualties. 4. Captures the members of the enemy force. 5. Captures documents and equipment. 6. Safeguards captured documents, equipment, and personnel.

TASK: Surrender to the Capturing Unit on the Battlefield (5-OPFOR-0024)

CONDITION: The enemy has captured the opposing forces (OPFOR) element's soldiers, documents, and equipment sensitive to the OPFOR tactical operations.

STANDARD: The OPFOR soldiers retain or destroy documents and equipment. The OPFOR element surrenders documents and equipment of no tactical use to the enemy and attempts to conceal or destroy items of tactical value. The OPFOR element attempts escape and evasion. 1. Prevents the successful capture of documents and equipment. 2. Destroys documents and equipment. 3. Removes identifying markings from equipment. 4. Removes unit-identifying insignia. 5. Provides misleading information. 6. Plans an escape. 7. Delays movement to the nearest collection point. 8. Prevents safeguarding of enemy prisoners of war (EPWs) in order to cause embarrassment to the United States (US).

TASK: Disrupt a Net Control Station (NCS) (5-OPFOR-0019)

CONDITION: The enemy has established a NCS. The opposing forces (OPFOR) element has radio and jamming equipment.

STANDARD: The OPFOR element attempts to disrupt an NCS. 1. Attempts to locate the radio frequency that the unit is operating on. 2. Attempts to enter the radio net. 3. Attempts to issue "bogus" orders to a unit on the net. 4. Jams the radio frequency and forces the unit to go to an alternate frequency.

TASK: Disrupt Defensive Preparations (5-OPFOR-0018)

CONDITION: The opposing forces (OPFOR) element has located the enemy. Priority intelligence requirements (PIR) and other intelligence requirements obtained by OPFOR patrols indicate that the enemy elements are establishing defensive positions. The OPFOR element has automatic and antiarmor weapons and light mortars.

STANDARD: The OPFOR element disrupts and delays the enemy's defensive preparations. 1. Locates and penetrates the enemy's security system. 2. Forces the enemy to delay defensive preparations. 3. Disrupts the enemy's obstacle preparations.

TASK: Disrupt Enemy Movement and Operations Using Tactical Nuclear Weapons (5-OPFOR-0016)

CONDITION: The opposing forces (OPFOR) element has located the enemy. Priority intelligence requirements (PIR) and other intelligence requirements have been obtained by OPFOR patrols. Tactical nuclear weapons are employed against key locations in the rear area.

STANDARD: The OPFOR element disrupts enemy movement and operations. 1. Disrupts or delays the movement of the enemy's equipment and supplies to the forward areas. 2. Destroys enemy equipment and supplies. 3. Inflicts a high rate of nuclear casualties among the enemy forces. 4. Denies the enemy the use of specified areas. 5. Contaminates the enemy's equipment and supplies.

TASK: Disrupt Quartering Party Operations (5-OPFOR-0017)

CONDITION: The enemy is conducting quartering party operations. It has established an assembly area (AA) but has not moved in the main body.

STANDARD: The opposing forces (OPFOR) element attempts to disrupt quartering party operations and infiltrate the enemy's AA. 1. Locates the quartering party and the AA. 2. Surprises the main body. 3. Penetrates the AA with squad-size probes. 4. Inflicts personnel casualties and vehicle damage. 5. Disrupts the unit's preparations (prevents or delays beyond the unit's allotted time).

TASK: Disrupt Enemy Movement and Operations Using Persistent and Nonpersistent Chemical Weapons (5-OPFOR-0015)

CONDITION: The opposing forces (OPFOR) element has located the enemy. Priority intelligence requirements (PIR) and other intelligence requirements have been obtained by OPFOR patrols. The OPFOR units deliver chemical agents, by means of conventional artillery weapons or aircraft, along selected supply routes and key bases in the rear area.

STANDARD: The OPFOR element disrupts enemy movement and operations using persistent and nonpersistent chemical weapons. 1. Delivers chemical agents in low and densely wooded areas. 2. Delays the movement of enemy supplies and equipment to the forward areas. 3. Restricts the movement of the enemy units in the rear area. 4. Channels the movement of enemy units into predesignated ambush areas. 5. Contaminates enemy supplies and equipment. 6. Inflicts a high rate of casualties on enemy forces.

TASK: Disrupt Movement (5-OPFOR-0014)

CONDITION: The enemy is expected to move through the opposing forces (OPFOR) element's area of operations. The OPFOR element has received an operation order (OPORD) or fragmentary order (FRAGO) to disrupt enemy movement. The enemy has the capability to defend with direct fire and antiarmor weapons.

STANDARD: The OPFOR element delays enemy movement. 1. Delays the element. 2. Forces the element to deviate from its route. 3. Prevents the element from reaching its destination. 4. Surprises the element's main body.

TASK: Counter Passage of Lines (5-OPFOR-0012)

CONDITION: Enemy forces are in defensive positions, but they are expected to attempt passage-of-lines operations. The opposing forces (OPFOR) received orders to disrupt enemy passage-of-lines operations.

STANDARD: The OPFOR element delays or prevents enemy passage of lines. 1. Delays the passage. 2. Prevents the company from moving all personnel through the stationary unit. 3. Engages the main body of either the moving or the stationary unit.

TASK: Disrupt Assembly Area (AA) Activities (5-OPFOR-0013)

CONDITION: Intelligence reports indicate that platoon- and company-size enemy units are operating in the opposing forces (OPFOR) area of operations. Enemy units can defend from AAs with direct fire, antiarmor weapons, and indirect fire. The enemy has close air support (CAS) and nuclear, biological, and chemical (NBC) capabilities.

STANDARD: The OPFOR element locates and disrupts the enemy's AA activities. 1. Locates the element's AA. 2. Probes the AA with squad- or team-size elements. 3. Inflicts more than 5 percent casualties on the element. 4. Disrupts the element's preparations (prevents or delays beyond the element's allotted time).

TASK: Attack (5-OPFOR-0001)

CONDITION: The opposing forces (OPFOR) element has located the enemy. The priority intelligence requirements (PIR) and other intelligence requirements have been obtained by OPFOR patrols. The OPFOR element has automatic and antiarmor weapons and light mortars.

STANDARD: The OPFOR element attempts to seize the terrain, vehicles, or equipment. 1. Develops an attack plan. 2. Surprises the enemy unit's main body. 3. Initiates the attack using a scheme of maneuver that exploits the enemy's flanks, gaps, and weaknesses. 4. Uses covered and concealed routes to approach the enemy forces' flanks, gaps, or weakly held areas. 5. Employs indirect fire to support the attack. 6. Penetrates enemy defenses. 7. Destroys equipment and supplies. 8. Inflicts heavy casualties. 9. Isolates the combat service support (CSS) base by blocking reinforcements. 10. Forces enemy units to displace. 11. Avoids being fixed in one position. 12. Withdraws before the CSS base is reinforced with tactical combat forces.

- ELEMENTS:** Company Headquarters
 Two Float Bridge Platoon Headquarters
 Four Bridge Sections
 Two Bridge Support Sections
 Support Platoon Headquarters
 Maintenance and Equipment Section
 Two Site Support Sections
 Augment

TASK: Perform Unit Graves Registration (GRREG) Operations (10-2-0318.05-T01A)
 (FM 10-64) (FM 3-4) (FM 3-5)

ITERATION: 1 2 3 4 5 M (Circle)
COMMANDER/LEADER ASSESSMENT: T P U (Circle)

CONDITIONS: The element has sustained fatalities. The tactical situation permits GRREG operations to be performed. Some remains may be contaminated. The tactical standing operating procedure (TACSOP) is available. There are no GRREG personnel available; nonmortuary affairs personnel perform the task. The theater commander has authorized emergency burials.

NOTE: Only those tasks deemed mission-essential by the commander are performed in mission-oriented protection posture (MOPP) 4. Some iterations of this task should be performed in MOPP4.

TASK STANDARDS: The element either recovers the killed in action (KIA) and evacuates them to a designated mortuary-affair collection point or performs an emergency burial. Personal possessions are not lost. Locations of the emergency graves are recorded and reported to higher headquarters (HQ). These activities are curtailed in MOPP 4. The time required to perform this task is increased when conducting it in MOPP 4.

TASK STEPS AND PERFORMANCE MEASURES	GO	NO-GO
<ul style="list-style-type: none"> * 1. The element commander designates a search-and-recovery team. <ul style="list-style-type: none"> a. Selected a team leader. b. Issued guidance. * 2. The search-and-recovery team leader prepares for the search. <ul style="list-style-type: none"> a. Performed a map or aerial reconnaissance of the search area. b. Identified additional support requirements. c. Requested additional support requirements from higher HQ. d. Identified the search pattern to be used. e. Coordinated nuclear, biological, and chemical (NBC) and explosive ordnance disposal (EOD) assistance with higher HQ. f. Coordinated area security with higher HQ. * 3. The search-and-recovery team leader supervises the search-and-recovery and the evacuation operations. <ul style="list-style-type: none"> a. Briefed the search-and-recovery team on the operational procedures. b. Issued personal effects bags, human remains pouches, if available, and NBC agent tags. c. Assigned the search area. d. Monitored the search-and-recovery team operations for compliance with the TACSOP and the commander's guidance. e. Coordinated evacuation operations with higher HQ. f. Forwarded the situation report (SITREP) to higher HQ according to the TACSOP. 		

TASK STEPS AND PERFORMANCE MEASURES	GO	NO-GO
<p>4. The search-and-recovery team conducts the search.</p> <ul style="list-style-type: none"> a. Checked the area immediately for mines or booby traps. b. Searched the assigned areas for remains and personal effects. c. Marked the terrain location of the remains with pegs. d. Collected all disassociated personal effects. e. Recorded the eight-digit grid coordinates of the recovery site. <p>5. The search-and-recovery team recovers remains.</p> <ul style="list-style-type: none"> a. Established tentative identification. b. Attached the NBC tag or a tag marked with a large C to the contaminated and contagious remains. c. Attached personal effects to the remains. d. Shrouded the remains with available materials. e. Prepared a sketch of the recovery site. f. Prepared a map overlay of the recovery site. <p>6. The search-and-recovery team evacuates remains.</p> <ul style="list-style-type: none"> a. Verified that personal effects were attached to the remains. b. Loaded the remains in ground transportation, feet first and in aircraft, headfirst. c. Transported the remains in a covered vehicle or aircraft to a designated mortuary-affair collection point. <p>* 7. The search-and-recovery team leader supervises emergency burials.</p> <ul style="list-style-type: none"> a. Identified the specific burial site. b. Supervised the marking of the grave site. c. Supervised the burying of all recovered remains and their personal effects. <p>8. The search-and-recovery team performs emergency burials.</p> <ul style="list-style-type: none"> a. Prepared the grave site. b. Placed the remains in the grave. c. Marked all grave sites. d. Buried the United States, allied, and enemy forces remains with their personal effects in separate grave sites. 		

TASK PERFORMANCE / EVALUATION SUMMARY BLOCK							
ITERATION	1	2	3	4	5	M	TOTAL
TOTAL TASK STEPS EVALUATED							
TOTAL TASK STEPS "GO"							
TRAINING STATUS "GO"/"NO-GO"							

"*" indicates a leader task step.

SUPPORTING INDIVIDUAL TASKS: NONE

SUPPORTING COLLECTIVE TASKS: NONE

OPFOR TASKS AND STANDARDS

TASK: Surrender to the Capturing Unit on the Battlefield (5-OPFOR-0024)

CONDITION: The enemy has captured the opposing forces (OPFOR) element's soldiers, documents, and equipment sensitive to the OPFOR tactical operations.

STANDARD: The OPFOR soldiers retain or destroy documents and equipment. The OPFOR element surrenders documents and equipment of no tactical use to the enemy and attempts to conceal or destroy items of tactical value. The OPFOR element attempts escape and evasion. 1. Prevents the successful capture of documents and equipment. 2. Destroys documents and equipment. 3. Removes identifying markings from equipment. 4. Removes unit-identifying insignia. 5. Provides misleading information. 6. Plans an escape. 7. Delays movement to the nearest collection point. 8. Prevents safeguarding of enemy prisoners of war (EPWs) in order to cause embarrassment to the United States (US).

TASK: Disrupt a Route Reconnaissance (5-OPFOR-0021)

CONDITION: The enemy is conducting a route reconnaissance. The opposing forces (OPFOR) element is positioned along the enemy's route.

STANDARD: The OPFOR element attempts to disrupt a squad/section conducting a route reconnaissance. 1. Prevents the unit from meeting its specified time schedule. 2. Forces the unit to deviate from its specified route. 3. Prevents the unit from reaching its assigned destination. 4. Surprises the squad/section. 5. Inflicts casualties on the unit.

TASK: Conduct an Aerial Reconnaissance (5-OPFOR-0010)

CONDITION: The opposing forces (OPFOR) headquarters (HQ) element requires intelligence on the locations and identification of enemy elements. An aircraft is dispatched to take photographs and make a visual inspection of the enemy rear area.

STANDARD: The OPFOR element gathers photograph intelligence of the enemy. 1. Photographs the assigned sectors. 2. Makes quick visual checks where the ceiling is low. 3. Locates enemy positions in the area, particularly support and storage bases, and command and control (C2) facilities. 4. Sustains no loss of aircraft. 5. Reports priority intelligence requirements (PIR) and other information requirements to the OPFOR HQ.

TASK: Conduct a Raid (5-OPFOR-0004)

CONDITION: The opposing forces (OPFOR) element has occupied an objective rally point and has orders to conduct a raid on a combat service support (CSS) base.

STANDARD: The OPFOR element infiltrates the enemy's base and destroys all of the targets. 1. Surprises the enemy forces. 2. Assaults the support base and accomplishes the assigned tasks. 3. Destroys the specified equipment and supplies. 4. Avoids being decisively engaged. 5. Withdraws all personnel from the objective areas within the time prescribed. 6. Obtains all priority intelligence requirements (PIR) from the raid site. 7. Sustains only light casualties from enemy fire.

TASK: Defeat Obstacles (5-OPFOR-0009)

CONDITION: The opposing forces (OPFOR) element encounters an obstacle that blocks the avenue of approach as it advances upon the enemy forces.

STANDARD: The OPFOR element bypasses or breaches the enemy obstacle. 1. Detects the obstacle before halting its main body. 2. Defeats the obstacle. a. Bypasses the obstacle without entering the engagement areas. b. Breaches the obstacle within 45 minutes and passes its entire force through the obstacle. 3. Does not incur degradation to the point that the mission must be discontinued.

TASK: Conduct an Attack (5-OPFOR-0008)

CONDITION: The enemy is conducting tactical operations. The opposing forces (OPFOR) element receives orders to attack the enemy, the area of occupation, or the main supply route (MSR) with smoke.

STANDARD: The OPFOR element disrupts the enemy's movement and smoke operations. 1. Determines the delivery method of the smoke attack. 2. Locates the target. 3. Delivers the smoke attack downwind. 4. Attacks the enemy with smoke, and surge attacks when the enemy responds to the smoke.

TASK: Disrupt Construction of Vehicle Fighting Positions (5-OPFOR-0020)

CONDITION: The opposing forces (OPFOR) element has located the enemy. The priority intelligence requirements (PIR) and other intelligence obtained by OPFOR patrols indicate the enemy is constructing vehicle fighting positions within its defensive area. The OPFOR element has automatic and antiarmor weapons and light mortars.

STANDARD: The OPFOR element attempts to disrupt the enemy's efforts to establish vehicle fighting positions. 1. Locates the defensive area. 2. Surprises the main body. 3. Penetrates the defensive area with squad-size probes. 4. Inflicts casualties on the unit. 5. Destroys vehicles. 6. Disrupts the unit's preparations (prevents or delays beyond the unit's allotted time).

TASK: Disrupt an Engineer Reconnaissance (5-OPFOR-0022)

CONDITION: The enemy is conducting an engineer reconnaissance. The opposing forces (OPFOR) element is positioned along the enemy's route.

STANDARD: The OPFOR element disrupts an engineer reconnaissance. 1. Prevents the unit from meeting its specified time schedule. 2. Forces the unit to deviate from its specified route. 3. Prevents the unit from accomplishing its assigned engineer reconnaissance. 4. Surprises the unit conducting the reconnaissance.

TASK: Conduct Terrorist and Saboteur Attacks (5-OPFOR-0005)

CONDITION: The opposing forces (OPFOR) element dispatches small teams into the enemy's rear area to disrupt combat service support (CSS) operations.

STANDARD: The enemy sustains disrupted command and control (C2), destroyed equipment and supplies, and light casualties. 1. Locates rear support bases and C2 facilities. 2. Delays and disrupts CSS operations through probes. 3. Infiltrates CSS bases to conduct sabotage and terrorist activities. 4. Inflicts light casualties. 5. Destroys supplies and equipment.

TASK: Defend a Minefield (5-OPFOR-0023)

CONDITION: The enemy is conducting a minefield sweeping operation. The opposing forces (OPFOR) element has a minefield placed in the enemy's path. The minefield is under constant observation and fire.

STANDARD: The OPFOR element defends a minefield against an enemy element conducting a minefield sweeping operation. 1. Prevents the unit from detecting the obstacle. 2. Disrupts the minefield sweeping operation. 3. Prevents the unit from conducting the minefield sweeping operation, prevents the unit from moving all personnel through the breach or delays the completion of the minefield sweeping operation for more than 45 minutes.

TASK: Conduct an Ambush (5-OPFOR-0007)

CONDITION: The enemy is moving in a convoy. The opposing forces (OPFOR) element is positioned along the enemy's route.

STANDARD: The OPFOR element inflicts casualties on the enemy and causes vehicle and equipment damage. 1. Prepares an ambush site before the element arrives. 2. Surprises march element forces. 3. Inflicts heavy casualties within the designated kill zone. 4. Inflicts heavy damage to vehicles and equipment within the designated kill zone. 5. Delays the march element from reaching a specified destination for a specified period of time. 6. Withdraws on order. 7. Sustains no casualties. 8. Reports actions to superiors.

TASK: Maintain Contact (5-OPFOR-0003)

CONDITION: The opposing forces (OPFOR) element is engaged with enemy base defense forces. The enemy forces are withdrawing under pressure.

STANDARD: The OPFOR element maintains enemy contact while the enemy withdraws. 1. Engages the enemy forces decisively. 2. Advances the OPFOR as the enemy forces withdraw. 3. Inflicts heavy casualties. 4. Captures the members of the enemy force. 5. Captures documents and equipment. 6. Safeguards captured documents, equipment, and personnel.

TASK: Disrupt a Net Control Station (NCS) (5-OPFOR-0019)

CONDITION: The enemy has established a NCS. The opposing forces (OPFOR) element has radio and jamming equipment.

STANDARD: The OPFOR element attempts to disrupt an NCS. 1. Attempts to locate the radio frequency that the unit is operating on. 2. Attempts to enter the radio net. 3. Attempts to issue "bogus" orders to a unit on the net. 4. Jams the radio frequency and forces the unit to go to an alternate frequency.

TASK: Disrupt Defensive Preparations (5-OPFOR-0018)

CONDITION: The opposing forces (OPFOR) element has located the enemy. Priority intelligence requirements (PIR) and other intelligence requirements obtained by OPFOR patrols indicate that the enemy elements are establishing defensive positions. The OPFOR element has automatic and antiarmor weapons and light mortars.

STANDARD: The OPFOR element disrupts and delays the enemy's defensive preparations. 1. Locates and penetrates the enemy's security system. 2. Forces the enemy to delay defensive preparations. 3. Disrupts the enemy's obstacle preparations.

TASK: Disrupt Enemy Movement and Operations Using Tactical Nuclear Weapons (5-OPFOR-0016)

CONDITION: The opposing forces (OPFOR) element has located the enemy. Priority intelligence requirements (PIR) and other intelligence requirements have been obtained by OPFOR patrols. Tactical nuclear weapons are employed against key locations in the rear area.

STANDARD: The OPFOR element disrupts enemy movement and operations. 1. Disrupts or delays the movement of the enemy's equipment and supplies to the forward areas. 2. Destroys enemy equipment and supplies. 3. Inflicts a high rate of nuclear casualties among the enemy forces. 4. Denies the enemy the use of specified areas. 5. Contaminates the enemy's equipment and supplies.

TASK: Disrupt Quartering Party Operations (5-OPFOR-0017)

CONDITION: The enemy is conducting quartering party operations. It has established an assembly area (AA) but has not moved in the main body.

STANDARD: The opposing forces (OPFOR) element attempts to disrupt quartering party operations and infiltrate the enemy's AA. 1. Locates the quartering party and the AA. 2. Surprises the main body. 3. Penetrates the AA with squad-size probes. 4. Inflicts personnel casualties and vehicle damage. 5. Disrupts the unit's preparations (prevents or delays beyond the unit's allotted time).

TASK: Disrupt Enemy Movement and Operations Using Persistent and Nonpersistent Chemical Weapons (5-OPFOR-0015)

CONDITION: The opposing forces (OPFOR) element has located the enemy. Priority intelligence requirements (PIR) and other intelligence requirements have been obtained by OPFOR patrols. The OPFOR units deliver chemical agents, by means of conventional artillery weapons or aircraft, along selected supply routes and key bases in the rear area.

STANDARD: The OPFOR element disrupts enemy movement and operations using persistent and nonpersistent chemical weapons. 1. Delivers chemical agents in low and densely wooded areas. 2. Delays the movement of enemy supplies and equipment to the forward areas. 3. Restricts the movement of the enemy units in the rear area. 4. Channels the movement of enemy units into predesignated ambush areas. 5. Contaminates enemy supplies and equipment. 6. Inflicts a high rate of casualties on enemy forces.

TASK: Disrupt Movement (5-OPFOR-0014)

CONDITION: The enemy is expected to move through the opposing forces (OPFOR) element's area of operations. The OPFOR element has received an operation order (OPORD) or fragmentary order (FRAGO) to disrupt enemy movement. The enemy has the capability to defend with direct fire and antiarmor weapons.

STANDARD: The OPFOR element delays enemy movement. 1. Delays the element. 2. Forces the element to deviate from its route. 3. Prevents the element from reaching its destination. 4. Surprises the element's main body.

TASK: Counter Passage of Lines (5-OPFOR-0012)

CONDITION: Enemy forces are in defensive positions, but they are expected to attempt passage-of-lines operations. The opposing forces (OPFOR) received orders to disrupt enemy passage-of-lines operations.

STANDARD: The OPFOR element delays or prevents enemy passage of lines. 1. Delays the passage. 2. Prevents the company from moving all personnel through the stationary unit. 3. Engages the main body of either the moving or the stationary unit.

TASK: Disrupt Assembly Area (AA) Activities (5-OPFOR-0013)

CONDITION: Intelligence reports indicate that platoon- and company-size enemy units are operating in the opposing forces (OPFOR) area of operations. Enemy units can defend from AAs with direct fire, antiarmor weapons, and indirect fire. The enemy has close air support (CAS) and nuclear, biological, and chemical (NBC) capabilities.

STANDARD: The OPFOR element locates and disrupts the enemy's AA activities. 1. Locates the element's AA. 2. Probes the AA with squad- or team-size elements. 3. Inflicts more than 5 percent casualties on the element. 4. Disrupts the element's preparations (prevents or delays beyond the element's allotted time).

TASK: Attack (5-OPFOR-0001)

CONDITION: The opposing forces (OPFOR) element has located the enemy. The priority intelligence requirements (PIR) and other intelligence requirements have been obtained by OPFOR patrols. The OPFOR element has automatic and antiarmor weapons and light mortars.

STANDARD: The OPFOR element attempts to seize the terrain, vehicles, or equipment. 1. Develops an attack plan. 2. Surprises the enemy unit's main body. 3. Initiates the attack using a scheme of maneuver that exploits the enemy's flanks, gaps, and weaknesses. 4. Uses covered and concealed routes to approach the enemy forces' flanks, gaps, or weakly held areas. 5. Employs indirect fire to support the attack. 6. Penetrates enemy defenses. 7. Destroys equipment and supplies. 8. Inflicts heavy casualties. 9. Isolates the combat service support (CSS) base by blocking reinforcements. 10. Forces enemy units to displace. 11. Avoids being fixed in one position. 12. Withdraws before the CSS base is reinforced with tactical combat forces.

TASK: Conduct Air Attacks (5-OPFOR-0002)

CONDITION: The opposing forces (OPFOR) element in the rear area has forwarded the positions of the enemy support sites or the locations of moving elements. The OPFOR aircraft have been dispatched to attack enemy installations or convoys.

STANDARD: The OPFOR element attempts to delay, disrupt, or damage the enemy targets by air. 1. Locates the target (support sites or convoys). 2. Makes attack runs on the designated targets. 3. Inflicts heavy damage to the selected target. 4. Sustains no loss of aircraft. 5. Delays moving the force for more than one hour.

TASK: Conduct Sniper Operations (5-OPFOR-0006)

CONDITION: The opposing forces (OPFOR) element has assigned snipers (regular or irregular elements) in the enemy's rear area along the main supply route (MSR) and near support sites.

STANDARD: The OPFOR element kills or wounds targets. 1. Sets up a well-concealed location. 2. Engages vehicle drivers or personnel on foot with short bursts of semiautomatic fire. 3. Kills or wounds selected targets. 4. Prevents the position from being discovered by enemy forces. 5. Evacuates the area without being spotted. 6. Reports all specified priority intelligence requirements (PIR) and other intelligence requirements to the OPFOR headquarters (HQ).

- ELEMENTS:** Company Headquarters
 Two Float Bridge Platoon Headquarters
 Four Bridge Sections
 Two Bridge Support Sections
 Support Platoon Headquarters
 Maintenance and Equipment Section
 Two Site Support Sections
 Augment

TASK: Receive Airdrop Resupply (10-2-0319.05-T01A)
 (FM 10-27-1) (FM 10-27-2) (FM 10-500-1)

ITERATION: 1 2 3 4 5 M (Circle)
COMMANDER/LEADER ASSESSMENT: T P U (Circle)

CONDITIONS: Since the normal supply support transportation is unavailable, supplies and equipment are requested by airdrop.

NOTE: An airdrop of supplies and equipment may be preplanned or immediate. Some iterations of this task should be performed in MOPP4.

TASK STANDARDS: Supplies, equipment, and rigging gear are derigged and recovered. The time required to perform this task is increased when conducting it in mission-oriented protection posture (MOPP) 4.

TASK STEPS AND PERFORMANCE MEASURES	GO	NO-GO
<ol style="list-style-type: none"> 1. The company requests supplies and equipment by airdrop. <ol style="list-style-type: none"> a. Identified the required supplies and equipment. b. Identified the drop zone (DZ). c. Determined the date and time of the airdrop request. d. Forwarded the request for a preplanned or immediate airdrop to the Supply Officer (US Army) (S4). * 2. The company commander and the element leaders develop the airdrop supply and equipment receipt plan. <ol style="list-style-type: none"> a. Designated a recovery officer and a safety officer. b. Verified the delivery time and location with the S4. c. Coordinated the survey of the DZ or area of operations (AO) with the pathfinders, the combat-control team (CCT), or the drop-zone support team (DZST), through the Intelligence Officer (US Army) (S2) or the Operations and Training Officer (US Army) (S3). d. Prepared the recovery and alternate plans. e. Identified the number of people, equipment, and vehicles required for the recovery of supplies and equipment. f. Coordinated the transportation and materials-handling-equipment (MHE) support with the S4. g. Briefed personnel on the tactical situation and the recovery and alternative plans. 3. The company receives supplies and equipment. <ol style="list-style-type: none"> a. Secured the DZ or AO. b. Derigged supplies and equipment. c. Recorded shortages. d. Identified the damaged items. 		

TASK STEPS AND PERFORMANCE MEASURES	GO	NO-GO
e. Evacuated supplies and equipment. f. Retrieved the airdrop rigging equipment. g. Buried or destroyed the airdrop rigging equipment that could not be removed. h. Inspected the DZ to make certain that no serviceable airdrop equipment was left behind. i. Forwarded the airdrop equipment to the nearest collection point or other location as directed by the S4. j. Forwarded the situation report (SITREP) to the S2 or S3 and the S4.		

TASK PERFORMANCE / EVALUATION SUMMARY BLOCK							
ITERATION	1	2	3	4	5	M	TOTAL
TOTAL TASK STEPS EVALUATED							
TOTAL TASK STEPS "GO"							
TRAINING STATUS "GO"/"NO-GO"							

"**" indicates a leader task step.

SUPPORTING INDIVIDUAL TASKS: NONE

SUPPORTING COLLECTIVE TASKS: NONE

OPFOR TASKS AND STANDARDS

TASK: Surrender to the Capturing Unit on the Battlefield (5-OPFOR-0024)

CONDITION: The enemy has captured the opposing forces (OPFOR) element's soldiers, documents, and equipment sensitive to the OPFOR tactical operations.

STANDARD: The OPFOR soldiers retain or destroy documents and equipment. The OPFOR element surrenders documents and equipment of no tactical use to the enemy and attempts to conceal or destroy items of tactical value. The OPFOR element attempts escape and evasion. 1. Prevents the successful capture of documents and equipment. 2. Destroys documents and equipment. 3. Removes identifying markings from equipment. 4. Removes unit-identifying insignia. 5. Provides misleading information. 6. Plans an escape. 7. Delays movement to the nearest collection point. 8. Prevents safeguarding of enemy prisoners of war (EPWs) in order to cause embarrassment to the United States (US).

TASK: Disrupt a Route Reconnaissance (5-OPFOR-0021)

CONDITION: The enemy is conducting a route reconnaissance. The opposing forces (OPFOR) element is positioned along the enemy's route.

STANDARD: The OPFOR element attempts to disrupt a squad/section conducting a route reconnaissance. 1. Prevents the unit from meeting its specified time schedule. 2. Forces the unit to deviate from its specified route. 3. Prevents the unit from reaching its assigned destination. 4. Surprises the squad/section. 5. Inflicts casualties on the unit.

TASK: Conduct an Aerial Reconnaissance (5-OPFOR-0010)

CONDITION: The opposing forces (OPFOR) headquarters (HQ) element requires intelligence on the locations and identification of enemy elements. An aircraft is dispatched to take photographs and make a visual inspection of the enemy rear area.

STANDARD: The OPFOR element gathers photograph intelligence of the enemy. 1. Photographs the assigned sectors. 2. Makes quick visual checks where the ceiling is low. 3. Locates enemy positions in the area, particularly support and storage bases, and command and control (C2) facilities. 4. Sustains no loss of aircraft. 5. Reports priority intelligence requirements (PIR) and other information requirements to the OPFOR HQ.

TASK: Conduct a Raid (5-OPFOR-0004)

CONDITION: The opposing forces (OPFOR) element has occupied an objective rally point and has orders to conduct a raid on a combat service support (CSS) base.

STANDARD: The OPFOR element infiltrates the enemy's base and destroys all of the targets. 1. Surprises the enemy forces. 2. Assaults the support base and accomplishes the assigned tasks. 3. Destroys the specified equipment and supplies. 4. Avoids being decisively engaged. 5. Withdraws all personnel from the objective areas within the time prescribed. 6. Obtains all priority intelligence requirements (PIR) from the raid site. 7. Sustains only light casualties from enemy fire.

TASK: Defeat Obstacles (5-OPFOR-0009)

CONDITION: The opposing forces (OPFOR) element encounters an obstacle that blocks the avenue of approach as it advances upon the enemy forces.

STANDARD: The OPFOR element bypasses or breaches the enemy obstacle. 1. Detects the obstacle before halting its main body. 2. Defeats the obstacle. a. Bypasses the obstacle without entering the engagement areas. b. Breaches the obstacle within 45 minutes and passes its entire force through the obstacle. 3. Does not incur degradation to the point that the mission must be discontinued.

TASK: Conduct an Attack (5-OPFOR-0008)

CONDITION: The enemy is conducting tactical operations. The opposing forces (OPFOR) element receives orders to attack the enemy, the area of occupation, or the main supply route (MSR) with smoke.

STANDARD: The OPFOR element disrupts the enemy's movement and smoke operations. 1. Determines the delivery method of the smoke attack. 2. Locates the target. 3. Delivers the smoke attack downwind. 4. Attacks the enemy with smoke, and surge attacks when the enemy responds to the smoke.

TASK: Disrupt Construction of Vehicle Fighting Positions (5-OPFOR-0020)

CONDITION: The opposing forces (OPFOR) element has located the enemy. The priority intelligence requirements (PIR) and other intelligence obtained by OPFOR patrols indicate the enemy is constructing vehicle fighting positions within its defensive area. The OPFOR element has automatic and antiarmor weapons and light mortars.

STANDARD: The OPFOR element attempts to disrupt the enemy's efforts to establish vehicle fighting positions. 1. Locates the defensive area. 2. Surprises the main body. 3. Penetrates the defensive area with squad-size probes. 4. Inflicts casualties on the unit. 5. Destroys vehicles. 6. Disrupts the unit's preparations (prevents or delays beyond the unit's allotted time).

TASK: Disrupt an Engineer Reconnaissance (5-OPFOR-0022)

CONDITION: The enemy is conducting an engineer reconnaissance. The opposing forces (OPFOR) element is positioned along the enemy's route.

STANDARD: The OPFOR element disrupts an engineer reconnaissance. 1. Prevents the unit from meeting its specified time schedule. 2. Forces the unit to deviate from its specified route. 3. Prevents the unit from accomplishing its assigned engineer reconnaissance. 4. Surprises the unit conducting the reconnaissance.

TASK: Conduct Terrorist and Saboteur Attacks (5-OPFOR-0005)

CONDITION: The opposing forces (OPFOR) element dispatches small teams into the enemy's rear area to disrupt combat service support (CSS) operations.

STANDARD: The enemy sustains disrupted command and control (C2), destroyed equipment and supplies, and light casualties. 1. Locates rear support bases and C2 facilities. 2. Delays and disrupts CSS operations through probes. 3. Infiltrates CSS bases to conduct sabotage and terrorist activities. 4. Inflicts light casualties. 5. Destroys supplies and equipment.

TASK: Defend a Minefield (5-OPFOR-0023)

CONDITION: The enemy is conducting a minefield sweeping operation. The opposing forces (OPFOR) element has a minefield placed in the enemy's path. The minefield is under constant observation and fire.

STANDARD: The OPFOR element defends a minefield against an enemy element conducting a minefield sweeping operation. 1. Prevents the unit from detecting the obstacle. 2. Disrupts the minefield sweeping operation. 3. Prevents the unit from conducting the minefield sweeping operation, prevents the unit from moving all personnel through the breach or delays the completion of the minefield sweeping operation for more than 45 minutes.

TASK: Conduct an Ambush (5-OPFOR-0007)

CONDITION: The enemy is moving in a convoy. The opposing forces (OPFOR) element is positioned along the enemy's route.

STANDARD: The OPFOR element inflicts casualties on the enemy and causes vehicle and equipment damage. 1. Prepares an ambush site before the element arrives. 2. Surprises march element forces. 3. Inflicts heavy casualties within the designated kill zone. 4. Inflicts heavy damage to vehicles and equipment within the designated kill zone. 5. Delays the march element from reaching a specified destination for a specified period of time. 6. Withdraws on order. 7. Sustains no casualties. 8. Reports actions to superiors.

TASK: Maintain Contact (5-OPFOR-0003)

CONDITION: The opposing forces (OPFOR) element is engaged with enemy base defense forces. The enemy forces are withdrawing under pressure.

STANDARD: The OPFOR element maintains enemy contact while the enemy withdraws. 1. Engages the enemy forces decisively. 2. Advances the OPFOR as the enemy forces withdraw. 3. Inflicts heavy casualties. 4. Captures the members of the enemy force. 5. Captures documents and equipment. 6. Safeguards captured documents, equipment, and personnel.

TASK: Disrupt a Net Control Station (NCS) (5-OPFOR-0019)

CONDITION: The enemy has established a NCS. The opposing forces (OPFOR) element has radio and jamming equipment.

STANDARD: The OPFOR element attempts to disrupt an NCS. 1. Attempts to locate the radio frequency that the unit is operating on. 2. Attempts to enter the radio net. 3. Attempts to issue "bogus" orders to a unit on the net. 4. Jams the radio frequency and forces the unit to go to an alternate frequency.

TASK: Disrupt Defensive Preparations (5-OPFOR-0018)

CONDITION: The opposing forces (OPFOR) element has located the enemy. Priority intelligence requirements (PIR) and other intelligence requirements obtained by OPFOR patrols indicate that the enemy elements are establishing defensive positions. The OPFOR element has automatic and antiarmor weapons and light mortars.

STANDARD: The OPFOR element disrupts and delays the enemy's defensive preparations. 1. Locates and penetrates the enemy's security system. 2. Forces the enemy to delay defensive preparations. 3. Disrupts the enemy's obstacle preparations.

TASK: Disrupt Enemy Movement and Operations Using Tactical Nuclear Weapons (5-OPFOR-0016)

CONDITION: The opposing forces (OPFOR) element has located the enemy. Priority intelligence requirements (PIR) and other intelligence requirements have been obtained by OPFOR patrols. Tactical nuclear weapons are employed against key locations in the rear area.

STANDARD: The OPFOR element disrupts enemy movement and operations. 1. Disrupts or delays the movement of the enemy's equipment and supplies to the forward areas. 2. Destroys enemy equipment and supplies. 3. Inflicts a high rate of nuclear casualties among the enemy forces. 4. Denies the enemy the use of specified areas. 5. Contaminates the enemy's equipment and supplies.

TASK: Disrupt Quartering Party Operations (5-OPFOR-0017)

CONDITION: The enemy is conducting quartering party operations. It has established an assembly area (AA) but has not moved in the main body.

STANDARD: The opposing forces (OPFOR) element attempts to disrupt quartering party operations and infiltrate the enemy's AA. 1. Locates the quartering party and the AA. 2. Surprises the main body. 3. Penetrates the AA with squad-size probes. 4. Inflicts personnel casualties and vehicle damage. 5. Disrupts the unit's preparations (prevents or delays beyond the unit's allotted time).

TASK: Disrupt Enemy Movement and Operations Using Persistent and Nonpersistent Chemical Weapons (5-OPFOR-0015)

CONDITION: The opposing forces (OPFOR) element has located the enemy. Priority intelligence requirements (PIR) and other intelligence requirements have been obtained by OPFOR patrols. The OPFOR units deliver chemical agents, by means of conventional artillery weapons or aircraft, along selected supply routes and key bases in the rear area.

STANDARD: The OPFOR element disrupts enemy movement and operations using persistent and nonpersistent chemical weapons. 1. Delivers chemical agents in low and densely wooded areas. 2. Delays the movement of enemy supplies and equipment to the forward areas. 3. Restricts the movement of the enemy units in the rear area. 4. Channels the movement of enemy units into predesignated ambush areas. 5. Contaminates enemy supplies and equipment. 6. Inflicts a high rate of casualties on enemy forces.

TASK: Disrupt Movement (5-OPFOR-0014)

CONDITION: The enemy is expected to move through the opposing forces (OPFOR) element's area of operations. The OPFOR element has received an operation order (OPORD) or fragmentary order (FRAGO) to disrupt enemy movement. The enemy has the capability to defend with direct fire and antiarmor weapons.

STANDARD: The OPFOR element delays enemy movement. 1. Delays the element. 2. Forces the element to deviate from its route. 3. Prevents the element from reaching its destination. 4. Surprises the element's main body.

TASK: Counter Passage of Lines (5-OPFOR-0012)

CONDITION: Enemy forces are in defensive positions, but they are expected to attempt passage-of-lines operations. The opposing forces (OPFOR) received orders to disrupt enemy passage-of-lines operations.

STANDARD: The OPFOR element delays or prevents enemy passage of lines. 1. Delays the passage. 2. Prevents the company from moving all personnel through the stationary unit. 3. Engages the main body of either the moving or the stationary unit.

TASK: Disrupt Assembly Area (AA) Activities (5-OPFOR-0013)

CONDITION: Intelligence reports indicate that platoon- and company-size enemy units are operating in the opposing forces (OPFOR) area of operations. Enemy units can defend from AAs with direct fire, antiarmor weapons, and indirect fire. The enemy has close air support (CAS) and nuclear, biological, and chemical (NBC) capabilities.

STANDARD: The OPFOR element locates and disrupts the enemy's AA activities. 1. Locates the element's AA. 2. Probes the AA with squad- or team-size elements. 3. Inflicts more than 5 percent casualties on the element. 4. Disrupts the element's preparations (prevents or delays beyond the element's allotted time).

TASK: Attack (5-OPFOR-0001)

CONDITION: The opposing forces (OPFOR) element has located the enemy. The priority intelligence requirements (PIR) and other intelligence requirements have been obtained by OPFOR patrols. The OPFOR element has automatic and antiarmor weapons and light mortars.

STANDARD: The OPFOR element attempts to seize the terrain, vehicles, or equipment. 1. Develops an attack plan. 2. Surprises the enemy unit's main body. 3. Initiates the attack using a scheme of maneuver that exploits the enemy's flanks, gaps, and weaknesses. 4. Uses covered and concealed routes to approach the enemy forces' flanks, gaps, or weakly held areas. 5. Employs indirect fire to support the attack. 6. Penetrates enemy defenses. 7. Destroys equipment and supplies. 8. Inflicts heavy casualties. 9. Isolates the combat service support (CSS) base by blocking reinforcements. 10. Forces enemy units to displace. 11. Avoids being fixed in one position. 12. Withdraws before the CSS base is reinforced with tactical combat forces.

TASK: Conduct Air Attacks (5-OPFOR-0002)

CONDITION: The opposing forces (OPFOR) element in the rear area has forwarded the positions of the enemy support sites or the locations of moving elements. The OPFOR aircraft have been dispatched to attack enemy installations or convoys.

STANDARD: The OPFOR element attempts to delay, disrupt, or damage the enemy targets by air. 1. Locates the target (support sites or convoys). 2. Makes attack runs on the designated targets. 3. Inflicts heavy damage to the selected target. 4. Sustains no loss of aircraft. 5. Delays moving the force for more than one hour.

TASK: Conduct Sniper Operations (5-OPFOR-0006)

CONDITION: The opposing forces (OPFOR) element has assigned snipers (regular or irregular elements) in the enemy's rear area along the main supply route (MSR) and near support sites.

STANDARD: The OPFOR element kills or wounds targets. 1. Sets up a well-concealed location. 2. Engages vehicle drivers or personnel on foot with short bursts of semiautomatic fire. 3. Kills or wounds selected targets. 4. Prevents the position from being discovered by enemy forces. 5. Evacuates the area without being spotted. 6. Reports all specified priority intelligence requirements (PIR) and other intelligence requirements to the OPFOR headquarters (HQ).

ELEMENTS: Company Headquarters
 Two Float Bridge Platoon Headquarters
 Support Platoon Headquarters
 Two Site Support Sections
 Augment

TASK: Provide Company Supply Support (10-2-0320.05-T01A)
 (DA PAM 710-2-1) (AR 710-2) (FM 3-4)
 (FM 3-5)

ITERATION: 1 2 3 4 5 M (Circle)
COMMANDER/LEADER ASSESSMENT: T P U (Circle)

CONDITIONS: The company headquarters (HQ) is receiving requests for supplies from subordinate elements. The equipment and supplies are arriving through supply channels, but additional supplies may be required. Extra small arms and ammunition are stored in the supply area. The unit tactical standing operating procedure (TACSOP) and the battalion operation order (OPORD) are available. The supply area has been established and supply support is a continuous task that is performed simultaneously with other support and operational tasks. Digital units have performed functionality checks, and systems are operational. Some iterations of this task should be performed in MOPP4.

TASK STANDARDS: The equipment and supplies are distributed without interfering with mission requirements as established by the TACSOP and the OPORD. At mission-oriented protection posture (MOPP) 4, unit supply support is reduced to the minimum-essential actions. Digital units send and receive reports using frequency-modulated (FM) or digital means according to the unit's TACSOP. The time required to perform this task is increased when conducting it in MOPP 4.

TASK STEPS AND PERFORMANCE MEASURES	GO	NO-GO
<ul style="list-style-type: none"> * 1. The company commander directs unit supply operations. <ul style="list-style-type: none"> a. Inspected the supply records and status to ensure compliance with supply regulations, directives, and the TACSOP. b. Directed inventories of the supplies and equipment to calculate assets on hand. c. Inspected the unit's equipment, weapons, and ammunition storage areas for compliance with supply regulations, directives, and the TACSOP. d. Directed the issue of supplies and equipment according to the battalion's guidance and the TACSOP or both sustainment controls. * 2. The supply sergeant supervises unit supply operations. <ul style="list-style-type: none"> a. Inspected the supply status to determine total assets. b. Conducted inventories to calculate assets on hand. c. Developed the supply storage plans. d. Monitored supply transactions to ensure compliance with established supply procedures. e. Supervised the control of weapons and ammunition. f. Prepared input to the material condition status reports (MCSR). 3. Supply personnel request additional supplies. <ul style="list-style-type: none"> a. Coordinated requirements with the elements. b. Calculated resupply requirements. c. Recorded requests on the appropriate document register. d. Forwarded resupply requests to the Supply Officer (US Army) (S4). 4. Supply personnel receive supplies. 		

TASK STEPS AND PERFORMANCE MEASURES	GO	NO-GO
<ul style="list-style-type: none"> a. Inspected incoming supplies for quantity and condition. b. Recorded receipt of supplies on the appropriate document register. c. Stored supplies according to the storage plans. d. Notified the requesting element of the availability of supplies for issue. <p>5. Supply personnel issue supplies.</p> <ul style="list-style-type: none"> a. Processed supply requests according to the appropriate regulations, directives, and the TACSOP. b. Prepared transaction documents according to the appropriate regulations, directives, and the TACSOP. c. Issued supplies as prescribed in the commander's guidance. d. Maintained the prescribed copies of the transactions according to the appropriate regulations and directives. <p>6. Supply personnel maintain small arms and ammunition.</p> <ul style="list-style-type: none"> a. Controlled stored weapons and ammunition according to the appropriate regulations and command policies. b. Requested ammunition resupply from the S4. c. Performed unit-level maintenance on small arms. d. Forwarded weapons beyond organizational-repair capabilities to the support maintenance elements. 		

TASK PERFORMANCE / EVALUATION SUMMARY BLOCK							
ITERATION	1	2	3	4	5	M	TOTAL
TOTAL TASK STEPS EVALUATED							
TOTAL TASK STEPS "GO"							
TRAINING STATUS "GO"/"NO-GO"							

"*" indicates a leader task step.

SUPPORTING INDIVIDUAL TASKS: NONE

SUPPORTING COLLECTIVE TASKS: NONE

OPFOR TASKS AND STANDARDS

TASK: Surrender to the Capturing Unit on the Battlefield (5-OPFOR-0024)

CONDITION: The enemy has captured the opposing forces (OPFOR) element's soldiers, documents, and equipment sensitive to the OPFOR tactical operations.

STANDARD: The OPFOR soldiers retain or destroy documents and equipment. The OPFOR element surrenders documents and equipment of no tactical use to the enemy and attempts to conceal or destroy items of tactical value. The OPFOR element attempts escape and evasion. 1. Prevents the successful capture of documents and equipment. 2. Destroys documents and equipment. 3. Removes identifying markings from equipment. 4. Removes unit-identifying insignia. 5. Provides misleading information. 6. Plans an escape. 7. Delays movement to the nearest collection point. 8. Prevents safeguarding of enemy prisoners of war (EPWs) in order to cause embarrassment to the United States (US).

TASK: Disrupt a Route Reconnaissance (5-OPFOR-0021)

CONDITION: The enemy is conducting a route reconnaissance. The opposing forces (OPFOR) element is positioned along the enemy's route.

STANDARD: The OPFOR element attempts to disrupt a squad/section conducting a route reconnaissance. 1. Prevents the unit from meeting its specified time schedule. 2. Forces the unit to deviate from its specified route. 3. Prevents the unit from reaching its assigned destination. 4. Surprises the squad/section. 5. Inflicts casualties on the unit.

TASK: Conduct an Aerial Reconnaissance (5-OPFOR-0010)

CONDITION: The opposing forces (OPFOR) headquarters (HQ) element requires intelligence on the locations and identification of enemy elements. An aircraft is dispatched to take photographs and make a visual inspection of the enemy rear area.

STANDARD: The OPFOR element gathers photograph intelligence of the enemy. 1. Photographs the assigned sectors. 2. Makes quick visual checks where the ceiling is low. 3. Locates enemy positions in the area, particularly support and storage bases, and command and control (C2) facilities. 4. Sustains no loss of aircraft. 5. Reports priority intelligence requirements (PIR) and other information requirements to the OPFOR HQ.

TASK: Conduct a Raid (5-OPFOR-0004)

CONDITION: The opposing forces (OPFOR) element has occupied an objective rally point and has orders to conduct a raid on a combat service support (CSS) base.

STANDARD: The OPFOR element infiltrates the enemy's base and destroys all of the targets. 1. Surprises the enemy forces. 2. Assaults the support base and accomplishes the assigned tasks. 3. Destroys the specified equipment and supplies. 4. Avoids being decisively engaged. 5. Withdraws all personnel from the objective areas within the time prescribed. 6. Obtains all priority intelligence requirements (PIR) from the raid site. 7. Sustains only light casualties from enemy fire.

TASK: Defeat Obstacles (5-OPFOR-0009)

CONDITION: The opposing forces (OPFOR) element encounters an obstacle that blocks the avenue of approach as it advances upon the enemy forces.

STANDARD: The OPFOR element bypasses or breaches the enemy obstacle. 1. Detects the obstacle before halting its main body. 2. Defeats the obstacle. a. Bypasses the obstacle without entering the engagement areas. b. Breaches the obstacle within 45 minutes and passes its entire force through the obstacle. 3. Does not incur degradation to the point that the mission must be discontinued.

TASK: Conduct an Attack (5-OPFOR-0008)

CONDITION: The enemy is conducting tactical operations. The opposing forces (OPFOR) element receives orders to attack the enemy, the area of occupation, or the main supply route (MSR) with smoke.

STANDARD: The OPFOR element disrupts the enemy's movement and smoke operations. 1. Determines the delivery method of the smoke attack. 2. Locates the target. 3. Delivers the smoke attack downwind. 4. Attacks the enemy with smoke, and surge attacks when the enemy responds to the smoke.

TASK: Disrupt Construction of Vehicle Fighting Positions (5-OPFOR-0020)

CONDITION: The opposing forces (OPFOR) element has located the enemy. The priority intelligence requirements (PIR) and other intelligence obtained by OPFOR patrols indicate the enemy is constructing vehicle fighting positions within its defensive area. The OPFOR element has automatic and antiarmor weapons and light mortars.

STANDARD: The OPFOR element attempts to disrupt the enemy's efforts to establish vehicle fighting positions. 1. Locates the defensive area. 2. Surprises the main body. 3. Penetrates the defensive area with squad-size probes. 4. Inflicts casualties on the unit. 5. Destroys vehicles. 6. Disrupts the unit's preparations (prevents or delays beyond the unit's allotted time).

TASK: Disrupt an Engineer Reconnaissance (5-OPFOR-0022)

CONDITION: The enemy is conducting an engineer reconnaissance. The opposing forces (OPFOR) element is positioned along the enemy's route.

STANDARD: The OPFOR element disrupts an engineer reconnaissance. 1. Prevents the unit from meeting its specified time schedule. 2. Forces the unit to deviate from its specified route. 3. Prevents the unit from accomplishing its assigned engineer reconnaissance. 4. Surprises the unit conducting the reconnaissance.

TASK: Conduct Terrorist and Saboteur Attacks (5-OPFOR-0005)

CONDITION: The opposing forces (OPFOR) element dispatches small teams into the enemy's rear area to disrupt combat service support (CSS) operations.

STANDARD: The enemy sustains disrupted command and control (C2), destroyed equipment and supplies, and light casualties. 1. Locates rear support bases and C2 facilities. 2. Delays and disrupts CSS operations through probes. 3. Infiltrates CSS bases to conduct sabotage and terrorist activities. 4. Inflicts light casualties. 5. Destroys supplies and equipment.

TASK: Defend a Minefield (5-OPFOR-0023)

CONDITION: The enemy is conducting a minefield sweeping operation. The opposing forces (OPFOR) element has a minefield placed in the enemy's path. The minefield is under constant observation and fire.

STANDARD: The OPFOR element defends a minefield against an enemy element conducting a minefield sweeping operation. 1. Prevents the unit from detecting the obstacle. 2. Disrupts the minefield sweeping operation. 3. Prevents the unit from conducting the minefield sweeping operation, prevents the unit from moving all personnel through the breach or delays the completion of the minefield sweeping operation for more than 45 minutes.

TASK: Conduct an Ambush (5-OPFOR-0007)

CONDITION: The enemy is moving in a convoy. The opposing forces (OPFOR) element is positioned along the enemy's route.

STANDARD: The OPFOR element inflicts casualties on the enemy and causes vehicle and equipment damage. 1. Prepares an ambush site before the element arrives. 2. Surprises march element forces. 3. Inflicts heavy casualties within the designated kill zone. 4. Inflicts heavy damage to vehicles and equipment within the designated kill zone. 5. Delays the march element from reaching a specified destination for a specified period of time. 6. Withdraws on order. 7. Sustains no casualties. 8. Reports actions to superiors.

TASK: Maintain Contact (5-OPFOR-0003)

CONDITION: The opposing forces (OPFOR) element is engaged with enemy base defense forces. The enemy forces are withdrawing under pressure.

STANDARD: The OPFOR element maintains enemy contact while the enemy withdraws. 1. Engages the enemy forces decisively. 2. Advances the OPFOR as the enemy forces withdraw. 3. Inflicts heavy casualties. 4. Captures the members of the enemy force. 5. Captures documents and equipment. 6. Safeguards captured documents, equipment, and personnel.

TASK: Disrupt a Net Control Station (NCS) (5-OPFOR-0019)

CONDITION: The enemy has established a NCS. The opposing forces (OPFOR) element has radio and jamming equipment.

STANDARD: The OPFOR element attempts to disrupt an NCS. 1. Attempts to locate the radio frequency that the unit is operating on. 2. Attempts to enter the radio net. 3. Attempts to issue "bogus" orders to a unit on the net. 4. Jams the radio frequency and forces the unit to go to an alternate frequency.

TASK: Disrupt Defensive Preparations (5-OPFOR-0018)

CONDITION: The opposing forces (OPFOR) element has located the enemy. Priority intelligence requirements (PIR) and other intelligence requirements obtained by OPFOR patrols indicate that the enemy elements are establishing defensive positions. The OPFOR element has automatic and antiarmor weapons and light mortars.

STANDARD: The OPFOR element disrupts and delays the enemy's defensive preparations. 1. Locates and penetrates the enemy's security system. 2. Forces the enemy to delay defensive preparations. 3. Disrupts the enemy's obstacle preparations.

TASK: Disrupt Enemy Movement and Operations Using Tactical Nuclear Weapons (5-OPFOR-0016)

CONDITION: The opposing forces (OPFOR) element has located the enemy. Priority intelligence requirements (PIR) and other intelligence requirements have been obtained by OPFOR patrols. Tactical nuclear weapons are employed against key locations in the rear area.

STANDARD: The OPFOR element disrupts enemy movement and operations. 1. Disrupts or delays the movement of the enemy's equipment and supplies to the forward areas. 2. Destroys enemy equipment and supplies. 3. Inflicts a high rate of nuclear casualties among the enemy forces. 4. Denies the enemy the use of specified areas. 5. Contaminates the enemy's equipment and supplies.

TASK: Disrupt Quartering Party Operations (5-OPFOR-0017)

CONDITION: The enemy is conducting quartering party operations. It has established an assembly area (AA) but has not moved in the main body.

STANDARD: The opposing forces (OPFOR) element attempts to disrupt quartering party operations and infiltrate the enemy's AA. 1. Locates the quartering party and the AA. 2. Surprises the main body. 3. Penetrates the AA with squad-size probes. 4. Inflicts personnel casualties and vehicle damage. 5. Disrupts the unit's preparations (prevents or delays beyond the unit's allotted time).

TASK: Disrupt Enemy Movement and Operations Using Persistent and Nonpersistent Chemical Weapons (5-OPFOR-0015)

CONDITION: The opposing forces (OPFOR) element has located the enemy. Priority intelligence requirements (PIR) and other intelligence requirements have been obtained by OPFOR patrols. The OPFOR units deliver chemical agents, by means of conventional artillery weapons or aircraft, along selected supply routes and key bases in the rear area.

STANDARD: The OPFOR element disrupts enemy movement and operations using persistent and nonpersistent chemical weapons. 1. Delivers chemical agents in low and densely wooded areas. 2. Delays the movement of enemy supplies and equipment to the forward areas. 3. Restricts the movement of the enemy units in the rear area. 4. Channels the movement of enemy units into predesignated ambush areas. 5. Contaminates enemy supplies and equipment. 6. Inflicts a high rate of casualties on enemy forces.

TASK: Disrupt Movement (5-OPFOR-0014)

CONDITION: The enemy is expected to move through the opposing forces (OPFOR) element's area of operations. The OPFOR element has received an operation order (OPORD) or fragmentary order (FRAGO) to disrupt enemy movement. The enemy has the capability to defend with direct fire and antiarmor weapons.

STANDARD: The OPFOR element delays enemy movement. 1. Delays the element. 2. Forces the element to deviate from its route. 3. Prevents the element from reaching its destination. 4. Surprises the element's main body.

TASK: Counter Passage of Lines (5-OPFOR-0012)

CONDITION: Enemy forces are in defensive positions, but they are expected to attempt passage-of-lines operations. The opposing forces (OPFOR) received orders to disrupt enemy passage-of-lines operations.

STANDARD: The OPFOR element delays or prevents enemy passage of lines. 1. Delays the passage. 2. Prevents the company from moving all personnel through the stationary unit. 3. Engages the main body of either the moving or the stationary unit.

TASK: Disrupt Assembly Area (AA) Activities (5-OPFOR-0013)

CONDITION: Intelligence reports indicate that platoon- and company-size enemy units are operating in the opposing forces (OPFOR) area of operations. Enemy units can defend from AAs with direct fire, antiarmor weapons, and indirect fire. The enemy has close air support (CAS) and nuclear, biological, and chemical (NBC) capabilities.

STANDARD: The OPFOR element locates and disrupts the enemy's AA activities. 1. Locates the element's AA. 2. Probes the AA with squad- or team-size elements. 3. Inflicts more than 5 percent casualties on the element. 4. Disrupts the element's preparations (prevents or delays beyond the element's allotted time).

TASK: Attack (5-OPFOR-0001)

CONDITION: The opposing forces (OPFOR) element has located the enemy. The priority intelligence requirements (PIR) and other intelligence requirements have been obtained by OPFOR patrols. The OPFOR element has automatic and antiarmor weapons and light mortars.

STANDARD: The OPFOR element attempts to seize the terrain, vehicles, or equipment. 1. Develops an attack plan. 2. Surprises the enemy unit's main body. 3. Initiates the attack using a scheme of maneuver that exploits the enemy's flanks, gaps, and weaknesses. 4. Uses covered and concealed routes to approach the enemy forces' flanks, gaps, or weakly held areas. 5. Employs indirect fire to support the attack. 6. Penetrates enemy defenses. 7. Destroys equipment and supplies. 8. Inflicts heavy casualties. 9. Isolates the combat service support (CSS) base by blocking reinforcements. 10. Forces enemy units to displace. 11. Avoids being fixed in one position. 12. Withdraws before the CSS base is reinforced with tactical combat forces.

TASK: Conduct Air Attacks (5-OPFOR-0002)

CONDITION: The opposing forces (OPFOR) element in the rear area has forwarded the positions of the enemy support sites or the locations of moving elements. The OPFOR aircraft have been dispatched to attack enemy installations or convoys.

STANDARD: The OPFOR element attempts to delay, disrupt, or damage the enemy targets by air. 1. Locates the target (support sites or convoys). 2. Makes attack runs on the designated targets. 3. Inflicts heavy damage to the selected target. 4. Sustains no loss of aircraft. 5. Delays moving the force for more than one hour.

TASK: Conduct Sniper Operations (5-OPFOR-0006)

CONDITION: The opposing forces (OPFOR) element has assigned snipers (regular or irregular elements) in the enemy's rear area along the main supply route (MSR) and near support sites.

STANDARD: The OPFOR element kills or wounds targets. 1. Sets up a well-concealed location. 2. Engages vehicle drivers or personnel on foot with short bursts of semiautomatic fire. 3. Kills or wounds selected targets. 4. Prevents the position from being discovered by enemy forces. 5. Evacuates the area without being spotted. 6. Reports all specified priority intelligence requirements (PIR) and other intelligence requirements to the OPFOR headquarters (HQ).

ELEMENTS: Company Headquarters
 Two Float Bridge Platoon Headquarters
 Support Platoon Headquarters

TASK: Provide a Field Cable or Wire System (11-5-0121.05-T01A)
 (FM 24-19) (TC 24-20) (TM 11-3895-203-15)
 (TM 11-5805-262-12) (TM 11-5805-294-12)

ITERATION: 1 2 3 4 5 M (Circle)
COMMANDER/LEADER ASSESSMENT: T P U (Circle)

CONDITIONS: The unit receives a fragmentary order (FRAGO) and a briefing on the size and shape of the facility or supported command post (CP), the location of each element, the required instruments, and the installation priority. Digital units have performed functionality checks, and systems are operational. Some iterations of this task should be performed in MOPP4.

TASK STANDARDS: The internal communications network is set up according to the unit's standing operating procedure (SOP) or the commander's guidance, and is operational by the time specified in the order. The time required to perform this task is increased when conducting it in mission-oriented protection posture (MOPP) 4.

TASK STEPS AND PERFORMANCE MEASURES	GO	NO-GO
<p>* 1. The section leader prepares a telephone cable or wire installation plan.</p> <ul style="list-style-type: none"> a. Selected a wire route (based on a map study) that met the requirements of the tactical situation and was easy to construct and maintain. b. Selected the most direct primary and alternate wire routes after conducting a ground reconnaissance. c. Prepared an interim plan indicating the routes of the wire lines. d. Allocated the manpower and materials to accomplish the task. e. Prepared a telephone traffic diagram showing the number of telephone circuits in the communications system. f. Prepared a telephone directory according to the signal operation instructions (SOI) or the standing signal instructions (SSI). Included the names and numbers of the telephone system users. <p>2. The section installs a telephone switchboard (SB).</p> <ul style="list-style-type: none"> a. Inspected the equipment for accountability and serviceability according to the packing list and the appropriate technical manual (TM). Used the end-item list if no packing list was available. b. Positioned the telephone SB on a flat surface, such as a table, packing box, or ledge in a foxhole, but not directly on the ground. Used a poncho, shelter half, or canvas to protect the SB from the elements. c. Laid the SB on its side with the nameplate up. d. Grounded the equipment using proper grounding techniques according to the appropriate TM. e. Performed SB preoperation procedures according to the appropriate TM. f. Labeled the SB according to the traffic diagram. g. Connected the local and trunk wire lines. <p>3. The section installs internal wiring and telephones.</p> <ul style="list-style-type: none"> a. Installed the distribution box. b. Tested the field cable or wire before installing. c. Laid the field wire and installed telephones according to the priority established by the communications section leader. 		

TASK STEPS AND PERFORMANCE MEASURES	GO	NO-GO
<p>d. Secured the field wire at all the starting points and at any changes of direction to reduce the strain.</p> <p>e. Used proper hardware (anything that did not cut or damage the wire) and ties (basket hitch, loop knot, clove hitch, or drop loop) for hanging tension bridges and securing points.</p> <p>f. Tagged the wire ties.</p> <p>g. Used the terrain and vegetation to enhance concealment.</p> <p>h. Ensured that all overhead wire construction met clearance requirements of at least 5.5 meters above secondary roads and 7.2 meters above primary roads.</p> <p>i. Finished the line route map indicating the routes of wire lines, SBs, switching centrals, and test stations; the number of circuits along a route; and the type of wire construction.</p> <p>4. The section operates the telephone SB.</p> <p>a. Tested the SB to ensure that it was operational.</p> <p>b. Used the turning hand-ringing generator on the telephone (TA 312/PT) to terminate and ring off circuits as they became available to called parties.</p> <p>c. Processed calls.</p> <p>d. Updated the traffic diagram, as required.</p> <p>e. Performed operator preventive-maintenance checks and services (PMCS) on the SB according to the appropriate TM.</p> <p>5. The section performs PMCS on the field cable or wire lines.</p> <p>a. Maintained a 20-percent slack in the field cable or wire lines.</p> <p>b. Kept all wire splices and cable locks clear of standing water.</p>		

TASK PERFORMANCE / EVALUATION SUMMARY BLOCK							
ITERATION	1	2	3	4	5	M	TOTAL
TOTAL TASK STEPS EVALUATED							
TOTAL TASK STEPS "GO"							
TRAINING STATUS "GO"/"NO-GO"							

"*" indicates a leader task step.

SUPPORTING INDIVIDUAL TASKS

Task Number	Task Title
052-191-1501	Perform Individual Camouflage

SUPPORTING COLLECTIVE TASKS

Task Number	Task Title
05-4-1005	Perform Preventive-Maintenance Checks and Services (PMCS)

OPFOR TASKS AND STANDARDS

TASK: Surrender to the Capturing Unit on the Battlefield (5-OPFOR-0024)

CONDITION: The enemy has captured the opposing forces (OPFOR) element's soldiers, documents, and equipment sensitive to the OPFOR tactical operations.

STANDARD: The OPFOR soldiers retain or destroy documents and equipment. The OPFOR element surrenders documents and equipment of no tactical use to the enemy and attempts to conceal or destroy items of tactical value. The OPFOR element attempts escape and evasion. 1. Prevents the successful capture of documents and equipment. 2. Destroys documents and equipment. 3. Removes identifying markings from equipment. 4. Removes unit-identifying insignia. 5. Provides misleading information. 6. Plans an escape. 7. Delays movement to the nearest collection point. 8. Prevents safeguarding of enemy prisoners of war (EPWs) in order to cause embarrassment to the United States (US).

TASK: Disrupt Defensive Preparations (5-OPFOR-0018)

CONDITION: The opposing forces (OPFOR) element has located the enemy. Priority intelligence requirements (PIR) and other intelligence requirements obtained by OPFOR patrols indicate that the enemy elements are establishing defensive positions. The OPFOR element has automatic and antiarmor weapons and light mortars.

STANDARD: The OPFOR element disrupts and delays the enemy's defensive preparations. 1. Locates and penetrates the enemy's security system. 2. Forces the enemy to delay defensive preparations. 3. Disrupts the enemy's obstacle preparations.

TASK: Disrupt a Route Reconnaissance (5-OPFOR-0021)

CONDITION: The enemy is conducting a route reconnaissance. The opposing forces (OPFOR) element is positioned along the enemy's route.

STANDARD: The OPFOR element attempts to disrupt a squad/section conducting a route reconnaissance. 1. Prevents the unit from meeting its specified time schedule. 2. Forces the unit to deviate from its specified route. 3. Prevents the unit from reaching its assigned destination. 4. Surprises the squad/section. 5. Inflicts casualties on the unit.

TASK: Conduct an Aerial Reconnaissance (5-OPFOR-0010)

CONDITION: The opposing forces (OPFOR) headquarters (HQ) element requires intelligence on the locations and identification of enemy elements. An aircraft is dispatched to take photographs and make a visual inspection of the enemy rear area.

STANDARD: The OPFOR element gathers photograph intelligence of the enemy. 1. Photographs the assigned sectors. 2. Makes quick visual checks where the ceiling is low. 3. Locates enemy positions in the area, particularly support and storage bases, and command and control (C2) facilities. 4. Sustains no loss of aircraft. 5. Reports priority intelligence requirements (PIR) and other information requirements to the OPFOR HQ.

TASK: Conduct a Raid (5-OPFOR-0004)

CONDITION: The opposing forces (OPFOR) element has occupied an objective rally point and has orders to conduct a raid on a combat service support (CSS) base.

STANDARD: The OPFOR element infiltrates the enemy's base and destroys all of the targets. 1. Surprises the enemy forces. 2. Assaults the support base and accomplishes the assigned tasks. 3. Destroys the specified equipment and supplies. 4. Avoids being decisively engaged. 5. Withdraws all personnel from the objective areas within the time prescribed. 6. Obtains all priority intelligence requirements (PIR) from the raid site. 7. Sustains only light casualties from enemy fire.

TASK: Defeat Obstacles (5-OPFOR-0009)

CONDITION: The opposing forces (OPFOR) element encounters an obstacle that blocks the avenue of approach as it advances upon the enemy forces.

STANDARD: The OPFOR element bypasses or breaches the enemy obstacle. 1. Detects the obstacle before halting its main body. 2. Defeats the obstacle. a. Bypasses the obstacle without entering the engagement areas. b. Breaches the obstacle within 45 minutes and passes its entire force through the obstacle. 3. Does not incur degradation to the point that the mission must be discontinued.

TASK: Conduct an Attack (5-OPFOR-0008)

CONDITION: The enemy is conducting tactical operations. The opposing forces (OPFOR) element receives orders to attack the enemy, the area of occupation, or the main supply route (MSR) with smoke.

STANDARD: The OPFOR element disrupts the enemy's movement and smoke operations. 1. Determines the delivery method of the smoke attack. 2. Locates the target. 3. Delivers the smoke attack downwind. 4. Attacks the enemy with smoke, and surge attacks when the enemy responds to the smoke.

TASK: Disrupt Construction of Vehicle Fighting Positions (5-OPFOR-0020)

CONDITION: The opposing forces (OPFOR) element has located the enemy. The priority intelligence requirements (PIR) and other intelligence obtained by OPFOR patrols indicate the enemy is constructing vehicle fighting positions within its defensive area. The OPFOR element has automatic and antiarmor weapons and light mortars.

STANDARD: The OPFOR element attempts to disrupt the enemy's efforts to establish vehicle fighting positions. 1. Locates the defensive area. 2. Surprises the main body. 3. Penetrates the defensive area with squad-size probes. 4. Inflicts casualties on the unit. 5. Destroys vehicles. 6. Disrupts the unit's preparations (prevents or delays beyond the unit's allotted time).

TASK: Disrupt an Engineer Reconnaissance (5-OPFOR-0022)

CONDITION: The enemy is conducting an engineer reconnaissance. The opposing forces (OPFOR) element is positioned along the enemy's route.

STANDARD: The OPFOR element disrupts an engineer reconnaissance. 1. Prevents the unit from meeting its specified time schedule. 2. Forces the unit to deviate from its specified route. 3. Prevents the unit from accomplishing its assigned engineer reconnaissance. 4. Surprises the unit conducting the reconnaissance.

TASK: Conduct Terrorist and Saboteur Attacks (5-OPFOR-0005)

CONDITION: The opposing forces (OPFOR) element dispatches small teams into the enemy's rear area to disrupt combat service support (CSS) operations.

STANDARD: The enemy sustains disrupted command and control (C2), destroyed equipment and supplies, and light casualties. 1. Locates rear support bases and C2 facilities. 2. Delays and disrupts CSS operations through probes. 3. Infiltrates CSS bases to conduct sabotage and terrorist activities. 4. Inflicts light casualties. 5. Destroys supplies and equipment.

TASK: Defend a Minefield (5-OPFOR-0023)

CONDITION: The enemy is conducting a minefield sweeping operation. The opposing forces (OPFOR) element has a minefield placed in the enemy's path. The minefield is under constant observation and fire.

STANDARD: The OPFOR element defends a minefield against an enemy element conducting a minefield sweeping operation. 1. Prevents the unit from detecting the obstacle. 2. Disrupts the minefield sweeping operation. 3. Prevents the unit from conducting the minefield sweeping operation, prevents the unit from moving all personnel through the breach or delays the completion of the minefield sweeping operation for more than 45 minutes.

TASK: Conduct an Ambush (5-OPFOR-0007)

CONDITION: The enemy is moving in a convoy. The opposing forces (OPFOR) element is positioned along the enemy's route.

STANDARD: The OPFOR element inflicts casualties on the enemy and causes vehicle and equipment damage. 1. Prepares an ambush site before the element arrives. 2. Surprises march element forces. 3. Inflicts heavy casualties within the designated kill zone. 4. Inflicts heavy damage to vehicles and equipment within the designated kill zone. 5. Delays the march element from reaching a specified destination for a specified period of time. 6. Withdraws on order. 7. Sustains no casualties. 8. Reports actions to superiors.

TASK: Maintain Contact (5-OPFOR-0003)

CONDITION: The opposing forces (OPFOR) element is engaged with enemy base defense forces. The enemy forces are withdrawing under pressure.

STANDARD: The OPFOR element maintains enemy contact while the enemy withdraws. 1. Engages the enemy forces decisively. 2. Advances the OPFOR as the enemy forces withdraw. 3. Inflicts heavy casualties. 4. Captures the members of the enemy force. 5. Captures documents and equipment. 6. Safeguards captured documents, equipment, and personnel.

TASK: Disrupt a Net Control Station (NCS) (5-OPFOR-0019)

CONDITION: The enemy has established a NCS. The opposing forces (OPFOR) element has radio and jamming equipment.

STANDARD: The OPFOR element attempts to disrupt an NCS. 1. Attempts to locate the radio frequency that the unit is operating on. 2. Attempts to enter the radio net. 3. Attempts to issue "bogus" orders to a unit on the net. 4. Jams the radio frequency and forces the unit to go to an alternate frequency.

TASK: Disrupt Enemy Movement and Operations Using Tactical Nuclear Weapons (5-OPFOR-0016)

CONDITION: The opposing forces (OPFOR) element has located the enemy. Priority intelligence requirements (PIR) and other intelligence requirements have been obtained by OPFOR patrols. Tactical nuclear weapons are employed against key locations in the rear area.

STANDARD: The OPFOR element disrupts enemy movement and operations. 1. Disrupts or delays the movement of the enemy's equipment and supplies to the forward areas. 2. Destroys enemy equipment and supplies. 3. Inflicts a high rate of nuclear casualties among the enemy forces. 4. Denies the enemy the use of specified areas. 5. Contaminates the enemy's equipment and supplies.

TASK: Disrupt Quartering Party Operations (5-OPFOR-0017)

CONDITION: The enemy is conducting quartering party operations. It has established an assembly area (AA) but has not moved in the main body.

STANDARD: The opposing forces (OPFOR) element attempts to disrupt quartering party operations and infiltrate the enemy's AA. 1. Locates the quartering party and the AA. 2. Surprises the main body. 3. Penetrates the AA with squad-size probes. 4. Inflicts personnel casualties and vehicle damage. 5. Disrupts the unit's preparations (prevents or delays beyond the unit's allotted time).

TASK: Disrupt Enemy Movement and Operations Using Persistent and Nonpersistent Chemical Weapons (5-OPFOR-0015)

CONDITION: The opposing forces (OPFOR) element has located the enemy. Priority intelligence requirements (PIR) and other intelligence requirements have been obtained by OPFOR patrols. The OPFOR units deliver chemical agents, by means of conventional artillery weapons or aircraft, along selected supply routes and key bases in the rear area.

STANDARD: The OPFOR element disrupts enemy movement and operations using persistent and nonpersistent chemical weapons. 1. Delivers chemical agents in low and densely wooded areas. 2. Delays the movement of enemy supplies and equipment to the forward areas. 3. Restricts the movement of the enemy units in the rear area. 4. Channels the movement of enemy units into predesignated ambush areas. 5. Contaminates enemy supplies and equipment. 6. Inflicts a high rate of casualties on enemy forces.

TASK: Disrupt Movement (5-OPFOR-0014)

CONDITION: The enemy is expected to move through the opposing forces (OPFOR) element's area of operations. The OPFOR element has received an operation order (OPORD) or fragmentary order (FRAGO) to disrupt enemy movement. The enemy has the capability to defend with direct fire and antiarmor weapons.

STANDARD: The OPFOR element delays enemy movement. 1. Delays the element. 2. Forces the element to deviate from its route. 3. Prevents the element from reaching its destination. 4. Surprises the element's main body.

TASK: Counter Passage of Lines (5-OPFOR-0012)

CONDITION: Enemy forces are in defensive positions, but they are expected to attempt passage-of-lines operations. The opposing forces (OPFOR) received orders to disrupt enemy passage-of-lines operations.

STANDARD: The OPFOR element delays or prevents enemy passage of lines. 1. Delays the passage. 2. Prevents the company from moving all personnel through the stationary unit. 3. Engages the main body of either the moving or the stationary unit.

TASK: Disrupt Assembly Area (AA) Activities (5-OPFOR-0013)

CONDITION: Intelligence reports indicate that platoon- and company-size enemy units are operating in the opposing forces (OPFOR) area of operations. Enemy units can defend from AAs with direct fire, antiarmor weapons, and indirect fire. The enemy has close air support (CAS) and nuclear, biological, and chemical (NBC) capabilities.

STANDARD: The OPFOR element locates and disrupts the enemy's AA activities. 1. Locates the element's AA. 2. Probes the AA with squad- or team-size elements. 3. Inflicts more than 5 percent casualties on the element. 4. Disrupts the element's preparations (prevents or delays beyond the element's allotted time).

TASK: Attack (5-OPFOR-0001)

CONDITION: The opposing forces (OPFOR) element has located the enemy. The priority intelligence requirements (PIR) and other intelligence requirements have been obtained by OPFOR patrols. The OPFOR element has automatic and antiarmor weapons and light mortars.

STANDARD: The OPFOR element attempts to seize the terrain, vehicles, or equipment. 1. Develops an attack plan. 2. Surprises the enemy unit's main body. 3. Initiates the attack using a scheme of maneuver that exploits the enemy's flanks, gaps, and weaknesses. 4. Uses covered and concealed routes to approach the enemy forces' flanks, gaps, or weakly held areas. 5. Employs indirect fire to support the attack. 6. Penetrates enemy defenses. 7. Destroys equipment and supplies. 8. Inflicts heavy casualties. 9. Isolates the combat service support (CSS) base by blocking reinforcements. 10. Forces enemy units to displace. 11. Avoids being fixed in one position. 12. Withdraws before the CSS base is reinforced with tactical combat forces.

TASK: Conduct Sniper Operations (5-OPFOR-0006)

CONDITION: The opposing forces (OPFOR) element has assigned snipers (regular or irregular elements) in the enemy's rear area along the main supply route (MSR) and near support sites.

STANDARD: The OPFOR element kills or wounds targets. 1. Sets up a well-concealed location. 2. Engages vehicle drivers or personnel on foot with short bursts of semiautomatic fire. 3. Kills or wounds selected targets. 4. Prevents the position from being discovered by enemy forces. 5. Evacuates the area without being spotted. 6. Reports all specified priority intelligence requirements (PIR) and other intelligence requirements to the OPFOR headquarters (HQ).

TASK: Conduct Air Attacks (5-OPFOR-0002)

CONDITION: The opposing forces (OPFOR) element in the rear area has forwarded the positions of the enemy support sites or the locations of moving elements. The OPFOR aircraft have been dispatched to attack enemy installations or convoys.

STANDARD: The OPFOR element attempts to delay, disrupt, or damage the enemy targets by air. 1. Locates the target (support sites or convoys). 2. Makes attack runs on the designated targets. 3. Inflicts heavy damage to the selected target. 4. Sustains no loss of aircraft. 5. Delays moving the force for more than one hour.

- ELEMENTS:** Company
 Company Headquarters
 Two Float Bridge Platoon Headquarters
 Four Bridge Sections
 Two Bridge Support Sections
 Support Platoon Headquarters
 Maintenance and Equipment Section
 Two Site Support Sections
 Augment

TASK: Handle Enemy Prisoners of War (EPWs) (19-3-3106.05-T01A)
 (FM 3-19.40 (FM 19-40)) (AR 190-8)

ITERATION: 1 2 3 4 5 M (Circle)

COMMANDER/LEADER ASSESSMENT: T P U (Circle)

CONDITIONS: The enemy soldiers surrendered or were captured. Some iterations of this task should be performed in MOPP4.

TASK STANDARDS: The capturing element takes charge of and evacuates EPWs according to the unit's standing operating procedure (SOP) and the search, silence, segregate, speed, safeguard, and tag (5 Ss and T) method. The time required to perform this task is increased when conducting it in mission-oriented protection posture (MOPP) 4.

TASK STEPS AND PERFORMANCE MEASURES	GO	NO-GO
<ol style="list-style-type: none"> 1. The element searches EPWs. <ol style="list-style-type: none"> a. Removed weapons and documents that had intelligence value. b. Returned the personal items of no military intelligence value, such as protective clothing and equipment. c. Furnished receipts to the prisoners for their personal property taken. 2. The element segregates EPWs. <ol style="list-style-type: none"> a. Segregated EPWs by rank, sex, deserters, civilians, nationality, and ideology, when possible. b. Turned the wounded EPWs over to the medical personnel for evacuation through the medical channels. 3. The element silences EPWs. <ol style="list-style-type: none"> a. Prevented the EPW leaders from giving orders. b. Prevented EPWs from planning escape. c. Did not talk in front of EPWs except to issue orders and maintain discipline. 4. The element safeguards EPWs. <ol style="list-style-type: none"> a. Removed EPWs from the dangers of the battlefield. b. Did not allow anyone to abuse EPWs. c. Treated EPWs humanely. 5. The element tags EPWs with a Department of Defense (DD) Form 2745. <ol style="list-style-type: none"> a. Annotated the date and time of the capture, the capturing unit, the grid coordinates of the capture, and the circumstances of the capture. b. Attached Part A to EPWs. c. Retained Part B for the unit records. d. Attached Part C to the property. 6. The element speeds EPWs to the rear. 		

TASK STEPS AND PERFORMANCE MEASURES	GO	NO-GO
a. Notified higher headquarters (HQ) that the company had EPWs. b. Removed EPWs rearward to the nearest military police (MP) collecting point. c. Exploited the intelligence information.		

TASK PERFORMANCE / EVALUATION SUMMARY BLOCK							
ITERATION	1	2	3	4	5	M	TOTAL
TOTAL TASK STEPS EVALUATED							
TOTAL TASK STEPS "GO"							
TRAINING STATUS "GO"/"NO-GO"							

"*" indicates a leader task step.

SUPPORTING INDIVIDUAL TASKS: NONE

SUPPORTING COLLECTIVE TASKS

Task Number	Task Title
05-2-1218	Conduct Report Procedures

OPFOR TASKS AND STANDARDS

TASK: Surrender to the Capturing Unit on the Battlefield (5-OPFOR-0024)

CONDITION: The enemy has captured the opposing forces (OPFOR) element's soldiers, documents, and equipment sensitive to the OPFOR tactical operations.

STANDARD: The OPFOR soldiers retain or destroy documents and equipment. The OPFOR element surrenders documents and equipment of no tactical use to the enemy and attempts to conceal or destroy items of tactical value. The OPFOR element attempts escape and evasion. 1. Prevents the successful capture of documents and equipment. 2. Destroys documents and equipment. 3. Removes identifying markings from equipment. 4. Removes unit-identifying insignia. 5. Provides misleading information. 6. Plans an escape. 7. Delays movement to the nearest collection point. 8. Prevents safeguarding of enemy prisoners of war (EPWs) in order to cause embarrassment to the United States (US).

TASK: Disrupt a Route Reconnaissance (5-OPFOR-0021)

CONDITION: The enemy is conducting a route reconnaissance. The opposing forces (OPFOR) element is positioned along the enemy's route.

STANDARD: The OPFOR element attempts to disrupt a squad/section conducting a route reconnaissance. 1. Prevents the unit from meeting its specified time schedule. 2. Forces the unit to deviate from its specified route. 3. Prevents the unit from reaching its assigned destination. 4. Surprises the squad/section. 5. Inflicts casualties on the unit.

TASK: Conduct an Attack (5-OPFOR-0008)

CONDITION: The enemy is conducting tactical operations. The opposing forces (OPFOR) element receives orders to attack the enemy, the area of occupation, or the main supply route (MSR) with smoke.

STANDARD: The OPFOR element disrupts the enemy's movement and smoke operations. 1. Determines the delivery method of the smoke attack. 2. Locates the target. 3. Delivers the smoke attack downwind. 4. Attacks the enemy with smoke, and surge attacks when the enemy responds to the smoke.

TASK: Conduct a Raid (5-OPFOR-0004)

CONDITION: The opposing forces (OPFOR) element has occupied an objective rally point and has orders to conduct a raid on a combat service support (CSS) base.

STANDARD: The OPFOR element infiltrates the enemy's base and destroys all of the targets. 1. Surprises the enemy forces. 2. Assaults the support base and accomplishes the assigned tasks. 3. Destroys the specified equipment and supplies. 4. Avoids being decisively engaged. 5. Withdraws all personnel from the objective areas within the time prescribed. 6. Obtains all priority intelligence requirements (PIR) from the raid site. 7. Sustains only light casualties from enemy fire.

TASK: Conduct an Aerial Reconnaissance (5-OPFOR-0010)

CONDITION: The opposing forces (OPFOR) headquarters (HQ) element requires intelligence on the locations and identification of enemy elements. An aircraft is dispatched to take photographs and make a visual inspection of the enemy rear area.

STANDARD: The OPFOR element gathers photograph intelligence of the enemy. 1. Photographs the assigned sectors. 2. Makes quick visual checks where the ceiling is low. 3. Locates enemy positions in the area, particularly support and storage bases, and command and control (C2) facilities. 4. Sustains no loss of aircraft. 5. Reports priority intelligence requirements (PIR) and other information requirements to the OPFOR HQ.

TASK: Defeat Obstacles (5-OPFOR-0009)

CONDITION: The opposing forces (OPFOR) element encounters an obstacle that blocks the avenue of approach as it advances upon the enemy forces.

STANDARD: The OPFOR element bypasses or breaches the enemy obstacle. 1. Detects the obstacle before halting its main body. 2. Defeats the obstacle. a. Bypasses the obstacle without entering the engagement areas. b. Breaches the obstacle within 45 minutes and passes its entire force through the obstacle. 3. Does not incur degradation to the point that the mission must be discontinued.

TASK: Disrupt Construction of Vehicle Fighting Positions (5-OPFOR-0020)

CONDITION: The opposing forces (OPFOR) element has located the enemy. The priority intelligence requirements (PIR) and other intelligence obtained by OPFOR patrols indicate the enemy is constructing vehicle fighting positions within its defensive area. The OPFOR element has automatic and antiarmor weapons and light mortars.

STANDARD: The OPFOR element attempts to disrupt the enemy's efforts to establish vehicle fighting positions. 1. Locates the defensive area. 2. Surprises the main body. 3. Penetrates the defensive area with squad-size probes. 4. Inflicts casualties on the unit. 5. Destroys vehicles. 6. Disrupts the unit's preparations (prevents or delays beyond the unit's allotted time).

TASK: Disrupt an Engineer Reconnaissance (5-OPFOR-0022)

CONDITION: The enemy is conducting an engineer reconnaissance. The opposing forces (OPFOR) element is positioned along the enemy's route.

STANDARD: The OPFOR element disrupts an engineer reconnaissance. 1. Prevents the unit from meeting its specified time schedule. 2. Forces the unit to deviate from its specified route. 3. Prevents the unit from accomplishing its assigned engineer reconnaissance. 4. Surprises the unit conducting the reconnaissance.

TASK: Defend a Minefield (5-OPFOR-0023)

CONDITION: The enemy is conducting a minefield sweeping operation. The opposing forces (OPFOR) element has a minefield placed in the enemy's path. The minefield is under constant observation and fire.

STANDARD: The OPFOR element defends a minefield against an enemy element conducting a minefield sweeping operation. 1. Prevents the unit from detecting the obstacle. 2. Disrupts the minefield sweeping operation. 3. Prevents the unit from conducting the minefield sweeping operation, prevents the unit from moving all personnel through the breach or delays the completion of the minefield sweeping operation for more than 45 minutes.

TASK: Conduct Terrorist and Saboteur Attacks (5-OPFOR-0005)

CONDITION: The opposing forces (OPFOR) element dispatches small teams into the enemy's rear area to disrupt combat service support (CSS) operations.

STANDARD: The enemy sustains disrupted command and control (C2), destroyed equipment and supplies, and light casualties. 1. Locates rear support bases and C2 facilities. 2. Delays and disrupts CSS operations through probes. 3. Infiltrates CSS bases to conduct sabotage and terrorist activities. 4. Inflicts light casualties. 5. Destroys supplies and equipment.

TASK: Conduct Sniper Operations (5-OPFOR-0006)

CONDITION: The opposing forces (OPFOR) element has assigned snipers (regular or irregular elements) in the enemy's rear area along the main supply route (MSR) and near support sites.

STANDARD: The OPFOR element kills or wounds targets. 1. Sets up a well-concealed location. 2. Engages vehicle drivers or personnel on foot with short bursts of semiautomatic fire. 3. Kills or wounds selected targets. 4. Prevents the position from being discovered by enemy forces. 5. Evacuates the area without being spotted. 6. Reports all specified priority intelligence requirements (PIR) and other intelligence requirements to the OPFOR headquarters (HQ).

TASK: Maintain Contact (5-OPFOR-0003)

CONDITION: The opposing forces (OPFOR) element is engaged with enemy base defense forces. The enemy forces are withdrawing under pressure.

STANDARD: The OPFOR element maintains enemy contact while the enemy withdraws. 1. Engages the enemy forces decisively. 2. Advances the OPFOR as the enemy forces withdraw. 3. Inflicts heavy casualties. 4. Captures the members of the enemy force. 5. Captures documents and equipment. 6. Safeguards captured documents, equipment, and personnel.

TASK: Conduct an Ambush (5-OPFOR-0007)

CONDITION: The enemy is moving in a convoy. The opposing forces (OPFOR) element is positioned along the enemy's route.

STANDARD: The OPFOR element inflicts casualties on the enemy and causes vehicle and equipment damage. 1. Prepares an ambush site before the element arrives. 2. Surprises march element forces. 3. Inflicts heavy casualties within the designated kill zone. 4. Inflicts heavy damage to vehicles and equipment within the designated kill zone. 5. Delays the march element from reaching a specified destination for a specified period of time. 6. Withdraws on order. 7. Sustains no casualties. 8. Reports actions to superiors.

TASK: Disrupt a Net Control Station (NCS) (5-OPFOR-0019)

CONDITION: The enemy has established a NCS. The opposing forces (OPFOR) element has radio and jamming equipment.

STANDARD: The OPFOR element attempts to disrupt an NCS. 1. Attempts to locate the radio frequency that the unit is operating on. 2. Attempts to enter the radio net. 3. Attempts to issue "bogus" orders to a unit on the net. 4. Jams the radio frequency and forces the unit to go to an alternate frequency.

TASK: Disrupt Defensive Preparations (5-OPFOR-0018)

CONDITION: The opposing forces (OPFOR) element has located the enemy. Priority intelligence requirements (PIR) and other intelligence requirements obtained by OPFOR patrols indicate that the enemy elements are establishing defensive positions. The OPFOR element has automatic and antiarmor weapons and light mortars.

STANDARD: The OPFOR element disrupts and delays the enemy's defensive preparations. 1. Locates and penetrates the enemy's security system. 2. Forces the enemy to delay defensive preparations. 3. Disrupts the enemy's obstacle preparations.

TASK: Disrupt Enemy Movement and Operations Using Tactical Nuclear Weapons (5-OPFOR-0016)

CONDITION: The opposing forces (OPFOR) element has located the enemy. Priority intelligence requirements (PIR) and other intelligence requirements have been obtained by OPFOR patrols. Tactical nuclear weapons are employed against key locations in the rear area.

STANDARD: The OPFOR element disrupts enemy movement and operations. 1. Disrupts or delays the movement of the enemy's equipment and supplies to the forward areas. 2. Destroys enemy equipment and supplies. 3. Inflicts a high rate of nuclear casualties among the enemy forces. 4. Denies the enemy the use of specified areas. 5. Contaminates the enemy's equipment and supplies.

TASK: Disrupt Quartering Party Operations (5-OPFOR-0017)

CONDITION: The enemy is conducting quartering party operations. It has established an assembly area (AA) but has not moved in the main body.

STANDARD: The opposing forces (OPFOR) element attempts to disrupt quartering party operations and infiltrate the enemy's AA. 1. Locates the quartering party and the AA. 2. Surprises the main body. 3. Penetrates the AA with squad-size probes. 4. Inflicts personnel casualties and vehicle damage. 5. Disrupts the unit's preparations (prevents or delays beyond the unit's allotted time).

TASK: Disrupt Enemy Movement and Operations Using Persistent and Nonpersistent Chemical Weapons (5-OPFOR-0015)

CONDITION: The opposing forces (OPFOR) element has located the enemy. Priority intelligence requirements (PIR) and other intelligence requirements have been obtained by OPFOR patrols. The OPFOR units deliver chemical agents, by means of conventional artillery weapons or aircraft, along selected supply routes and key bases in the rear area.

STANDARD: The OPFOR element disrupts enemy movement and operations using persistent and nonpersistent chemical weapons. 1. Delivers chemical agents in low and densely wooded areas. 2. Delays the movement of enemy supplies and equipment to the forward areas. 3. Restricts the movement of the enemy units in the rear area. 4. Channels the movement of enemy units into predesignated ambush areas. 5. Contaminates enemy supplies and equipment. 6. Inflicts a high rate of casualties on enemy forces.

TASK: Disrupt Movement (5-OPFOR-0014)

CONDITION: The enemy is expected to move through the opposing forces (OPFOR) element's area of operations. The OPFOR element has received an operation order (OPORD) or fragmentary order (FRAGO) to disrupt enemy movement. The enemy has the capability to defend with direct fire and antiarmor weapons.

STANDARD: The OPFOR element delays enemy movement. 1. Delays the element. 2. Forces the element to deviate from its route. 3. Prevents the element from reaching its destination. 4. Surprises the element's main body.

TASK: Counter Passage of Lines (5-OPFOR-0012)

CONDITION: Enemy forces are in defensive positions, but they are expected to attempt passage-of-lines operations. The opposing forces (OPFOR) received orders to disrupt enemy passage-of-lines operations.

STANDARD: The OPFOR element delays or prevents enemy passage of lines. 1. Delays the passage. 2. Prevents the company from moving all personnel through the stationary unit. 3. Engages the main body of either the moving or the stationary unit.

TASK: Disrupt Assembly Area (AA) Activities (5-OPFOR-0013)

CONDITION: Intelligence reports indicate that platoon- and company-size enemy units are operating in the opposing forces (OPFOR) area of operations. Enemy units can defend from AAs with direct fire, antiarmor weapons, and indirect fire. The enemy has close air support (CAS) and nuclear, biological, and chemical (NBC) capabilities.

STANDARD: The OPFOR element locates and disrupts the enemy's AA activities. 1. Locates the element's AA. 2. Probes the AA with squad- or team-size elements. 3. Inflicts more than 5 percent casualties on the element. 4. Disrupts the element's preparations (prevents or delays beyond the element's allotted time).

TASK: Attack (5-OPFOR-0001)

CONDITION: The opposing forces (OPFOR) element has located the enemy. The priority intelligence requirements (PIR) and other intelligence requirements have been obtained by OPFOR patrols. The OPFOR element has automatic and antiarmor weapons and light mortars.

STANDARD: The OPFOR element attempts to seize the terrain, vehicles, or equipment. 1. Develops an attack plan. 2. Surprises the enemy unit's main body. 3. Initiates the attack using a scheme of maneuver that exploits the enemy's flanks, gaps, and weaknesses. 4. Uses covered and concealed routes to approach the enemy forces' flanks, gaps, or weakly held areas. 5. Employs indirect fire to support the attack. 6. Penetrates enemy defenses. 7. Destroys equipment and supplies. 8. Inflicts heavy casualties. 9. Isolates the combat service support (CSS) base by blocking reinforcements. 10. Forces enemy units to displace. 11. Avoids being fixed in one position. 12. Withdraws before the CSS base is reinforced with tactical combat forces.

TASK: Conduct Air Attacks (5-OPFOR-0002)

CONDITION: The opposing forces (OPFOR) element in the rear area has forwarded the positions of the enemy support sites or the locations of moving elements. The OPFOR aircraft have been dispatched to attack enemy installations or convoys.

STANDARD: The OPFOR element attempts to delay, disrupt, or damage the enemy targets by air. 1. Locates the target (support sites or convoys). 2. Makes attack runs on the designated targets. 3. Inflicts heavy damage to the selected target. 4. Sustains no loss of aircraft. 5. Delays moving the force for more than one hour.

ELEMENTS: Company
 Company Headquarters
 Support Platoon Headquarters
 Maintenance and Equipment Section

TASK: Conduct Unit-Level Maintenance Operations (43-2-0001.05-T01A)
 (FM 4-30.3) (AR 220-1) (AR 385-40)
 (AR 700-138) (AR 750-1) (DA PAM 738-750)
 (FM 9-43-2)

ITERATION: 1 2 3 4 5 M (Circle)

COMMANDER/LEADER ASSESSMENT: T P U (Circle)

CONDITIONS: The element maintenance personnel receive requests to repair the inoperative organic equipment. The element maintenance area is established. The required tools, equipment, and personnel are available. Operators are performing preventive-maintenance checks and services (PMCS) on the equipment. Recovery operations with injured operators on board may be required. The element's tactical standing operating procedure (TACSOP) is available. Element maintenance is a continuous task and is performed simultaneously with other internal support and operational tasks. Digital elements have performed functionality checks, and systems are operational. Some iterations of this task should be performed in MOPP4.

TASK STANDARDS: The element's vehicles and equipment are maintained according to the appropriate technical manuals (TMs) and the commander's guidance. Digital elements send and receive reports using frequency-modulated (FM) or digital means. The time required to perform this task is increased when conducting it in mission-oriented protection posture (MOPP) 4.

TASK STEPS AND PERFORMANCE MEASURES	GO	NO-GO
<p>* 1. The element commander directs the element's maintenance program.</p> <ul style="list-style-type: none"> a. Supervised the implementation of the unit's maintenance program for compliance with the commander's guidance and the TACSOP. b. Identified the company operational levels by reviewing the vehicle and equipment status reports. c. Approved the use of controlled exchanges when the required repair parts were not available. d. Approved repairs using the battle damage assessment and repair (BDAR) procedures when the established repair procedures could not be used. e. Checked the material condition status report (MCSR) for accuracy and completeness. f. Identified the current or anticipated maintenance problems to minimize their impact on the element's readiness. g. Coordinated the resolution of maintenance problems with the battalion maintenance officer (BMO). h. Forwarded the MCSR to the BMO. i. Conducted periodic inspections of personnel and equipment to ensure that the safety program was enforced. <p>* 2. Section leaders supervise operator maintenance.</p> <ul style="list-style-type: none"> a. Monitored PMCS performance for compliance with the appropriate TMs and the commander's guidance. b. Inspected personnel and equipment to ensure compliance with the safety program. c. Coordinated maintenance assistance with the motor sergeant. 		

TASK STEPS AND PERFORMANCE MEASURES	GO	NO-GO
<ul style="list-style-type: none"> d. Monitored the supply of the repair parts for the platoon's equipment to ensure that the repair parts were on order. e. Requested approval for the BDAR through the motor sergeant. f. Maintained the maintenance status of vehicles, weapons, and equipment. g. Provided input for the MCSR to the commander. <p>3. Company personnel perform operator maintenance.</p> <ul style="list-style-type: none"> a. Performed PMCS according to the appropriate TMs. b. Notified the supervisor of any maintenance problems beyond the operator's capability. c. Requested approval for the BDAR through the platoon leader when the established repair procedures could not be used. d. Performed the BDAR according to the appropriate BDAR manual. e. Assisted the unit's maintenance personnel with the repairs and services. <p>* 4. The motor sergeant supervises the unit's maintenance personnel.</p> <ul style="list-style-type: none"> a. Organized the element's maintenance personnel to perform element-maintenance activities. b. Supervised The Army Maintenance Management System (TAMMS) and the prescribed load list (PLL) procedures for completeness and accuracy. c. Supervised the repair and inspection procedures to ensure that they were done safely and according to the appropriate references. d. Requested approval for the BDAR from the commander when the established repair procedures could not be used. e. Supervised the BDAR procedures to ensure that they were done according to the appropriate BDAR manuals. f. Requested approval for controlled exchanges from the commander when the required repair parts were not available. g. Supervised the use of controlled exchanges for compliance with the commander's guidance. h. Notified the platoon or section leaders upon completion of the repairs. i. Supervised the recovery operations to ensure that the correct recovery and safety procedures were used. j. Supervised the Army Oil Analysis Program (AOAP) procedures to ensure that the testing of oil samples was done at the required intervals. k. Coordinated the maintenance status with the platoon leader. l. Provided the unit's maintenance status to the commander. <p>5. Unit maintenance personnel repair organic equipment.</p> <ul style="list-style-type: none"> a. Diagnosed faults on the inoperative equipment. b. Requested the required repair parts from the PLL clerk. c. Repaired the equipment according to applicable TMs. d. Requested approval for the BDAR through the motor sergeant when the established repair parts were not available. e. Performed the BDAR according to the appropriate BDAR manual. f. Requested approval for controlled exchanges through the motor sergeant when the required repair parts were not available. g. Performed controlled exchanges. h. Performed a final inspection to ensure quality control of repairs. i. Employed safety procedures to minimize accidents. <p>6. Unit maintenance personnel conduct transactions with support maintenance.</p> <ul style="list-style-type: none"> a. Identified the category of the repair as direct support or higher. b. Corrected unit-level deficiencies. c. Prepared the required documentation for submission to support maintenance. 		

TASK STEPS AND PERFORMANCE MEASURES	GO	NO-GO
<ul style="list-style-type: none"> d. Evacuated the equipment to support maintenance. e. Verified the completion of repairs. f. Picked up the equipment upon the completion of repairs. <p>7. Unit maintenance personnel perform administrative-support functions.</p> <ul style="list-style-type: none"> a. Maintained the PLL. b. Requested repair parts for the element's equipment. c. Turned in unserviceable, repairable items. d. Maintained technical publications on all organic equipment. <p>8. Unit maintenance personnel recover disabled vehicles.</p> <ul style="list-style-type: none"> a. Verified the location of the disabled vehicle. b. Identified the best route to the vehicle, given the tactical situation. c. Coordinated the indirect-fire support along the route with the Intelligence Officer (US Army) (S2) and the Operations and Training Officer (US Army) (S3). d. Maintained security while en route to the recovery site. e. Established local security at the recovery site. f. Removed casualties from vehicles. g. Treated casualties. h. Requested medical assistance, if required. i. Evacuated casualties, if required. j. Performed a battle damage assessment to determine if repairs were required. k. Performed repairs and the BDAR on site, if possible. l. Recovered nonrepairable equipment back to the unit's maintenance area according to the established recovery procedures. m. Requested the disposition of unrecoverable equipment from the commander. n. Conducted salvage operations to remove all usable equipment. o. Prepared vehicles for destruction according to the TACSOP. 		

TASK PERFORMANCE / EVALUATION SUMMARY BLOCK							
ITERATION	1	2	3	4	5	M	TOTAL
TOTAL TASK STEPS EVALUATED							
TOTAL TASK STEPS "GO"							
TRAINING STATUS "GO"/"NO-GO"							

"*" indicates a leader task step.

SUPPORTING INDIVIDUAL TASKS: NONE

SUPPORTING COLLECTIVE TASKS: NONE

OPFOR TASKS AND STANDARDS

TASK: Disrupt a Route Reconnaissance (5-OPFOR-0021)

CONDITION: The enemy is conducting a route reconnaissance. The opposing forces (OPFOR) element is positioned along the enemy's route.

STANDARD: The OPFOR element attempts to disrupt a squad/section conducting a route reconnaissance. 1. Prevents the unit from meeting its specified time schedule. 2. Forces the unit to deviate from its specified route. 3. Prevents the unit from reaching its assigned destination. 4. Surprises the squad/section. 5. Inflicts casualties on the unit.

TASK: Conduct an Attack (5-OPFOR-0008)

CONDITION: The enemy is conducting tactical operations. The opposing forces (OPFOR) element receives orders to attack the enemy, the area of occupation, or the main supply route (MSR) with smoke.

STANDARD: The OPFOR element disrupts the enemy's movement and smoke operations. 1. Determines the delivery method of the smoke attack. 2. Locates the target. 3. Delivers the smoke attack downwind. 4. Attacks the enemy with smoke, and surge attacks when the enemy responds to the smoke.

TASK: Conduct a Raid (5-OPFOR-0004)

CONDITION: The opposing forces (OPFOR) element has occupied an objective rally point and has orders to conduct a raid on a combat service support (CSS) base.

STANDARD: The OPFOR element infiltrates the enemy's base and destroys all of the targets. 1. Surprises the enemy forces. 2. Assaults the support base and accomplishes the assigned tasks. 3. Destroys the specified equipment and supplies. 4. Avoids being decisively engaged. 5. Withdraws all personnel from the objective areas within the time prescribed. 6. Obtains all priority intelligence requirements (PIR) from the raid site. 7. Sustains only light casualties from enemy fire.

TASK: Conduct an Aerial Reconnaissance (5-OPFOR-0010)

CONDITION: The opposing forces (OPFOR) headquarters (HQ) element requires intelligence on the locations and identification of enemy elements. An aircraft is dispatched to take photographs and make a visual inspection of the enemy rear area.

STANDARD: The OPFOR element gathers photograph intelligence of the enemy. 1. Photographs the assigned sectors. 2. Makes quick visual checks where the ceiling is low. 3. Locates enemy positions in the area, particularly support and storage bases, and command and control (C2) facilities. 4. Sustains no loss of aircraft. 5. Reports priority intelligence requirements (PIR) and other information requirements to the OPFOR HQ.

TASK: Defeat Obstacles (5-OPFOR-0009)

CONDITION: The opposing forces (OPFOR) element encounters an obstacle that blocks the avenue of approach as it advances upon the enemy forces.

STANDARD: The OPFOR element bypasses or breaches the enemy obstacle. 1. Detects the obstacle before halting its main body. 2. Defeats the obstacle. a. Bypasses the obstacle without entering the engagement areas. b. Breaches the obstacle within 45 minutes and passes its entire force through the obstacle. 3. Does not incur degradation to the point that the mission must be discontinued.

TASK: Disrupt Construction of Vehicle Fighting Positions (5-OPFOR-0020)

CONDITION: The opposing forces (OPFOR) element has located the enemy. The priority intelligence requirements (PIR) and other intelligence obtained by OPFOR patrols indicate the enemy is constructing vehicle fighting positions within its defensive area. The OPFOR element has automatic and antiarmor weapons and light mortars.

STANDARD: The OPFOR element attempts to disrupt the enemy's efforts to establish vehicle fighting positions. 1. Locates the defensive area. 2. Surprises the main body. 3. Penetrates the defensive area with squad-size probes. 4. Inflicts casualties on the unit. 5. Destroys vehicles. 6. Disrupts the unit's preparations (prevents or delays beyond the unit's allotted time).

TASK: Disrupt an Engineer Reconnaissance (5-OPFOR-0022)

CONDITION: The enemy is conducting an engineer reconnaissance. The opposing forces (OPFOR) element is positioned along the enemy's route.

STANDARD: The OPFOR element disrupts an engineer reconnaissance. 1. Prevents the unit from meeting its specified time schedule. 2. Forces the unit to deviate from its specified route. 3. Prevents the unit from accomplishing its assigned engineer reconnaissance. 4. Surprises the unit conducting the reconnaissance.

TASK: Defend a Minefield (5-OPFOR-0023)

CONDITION: The enemy is conducting a minefield sweeping operation. The opposing forces (OPFOR) element has a minefield placed in the enemy's path. The minefield is under constant observation and fire.

STANDARD: The OPFOR element defends a minefield against an enemy element conducting a minefield sweeping operation. 1. Prevents the unit from detecting the obstacle. 2. Disrupts the minefield sweeping operation. 3. Prevents the unit from conducting the minefield sweeping operation, prevents the unit from moving all personnel through the breach or delays the completion of the minefield sweeping operation for more than 45 minutes.

TASK: Conduct Terrorist and Saboteur Attacks (5-OPFOR-0005)

CONDITION: The opposing forces (OPFOR) element dispatches small teams into the enemy's rear area to disrupt combat service support (CSS) operations.

STANDARD: The enemy sustains disrupted command and control (C2), destroyed equipment and supplies, and light casualties. 1. Locates rear support bases and C2 facilities. 2. Delays and disrupts CSS operations through probes. 3. Infiltrates CSS bases to conduct sabotage and terrorist activities. 4. Inflicts light casualties. 5. Destroys supplies and equipment.

TASK: Conduct Sniper Operations (5-OPFOR-0006)

CONDITION: The opposing forces (OPFOR) element has assigned snipers (regular or irregular elements) in the enemy's rear area along the main supply route (MSR) and near support sites.

STANDARD: The OPFOR element kills or wounds targets. 1. Sets up a well-concealed location. 2. Engages vehicle drivers or personnel on foot with short bursts of semiautomatic fire. 3. Kills or wounds selected targets. 4. Prevents the position from being discovered by enemy forces. 5. Evacuates the area without being spotted. 6. Reports all specified priority intelligence requirements (PIR) and other intelligence requirements to the OPFOR headquarters (HQ).

TASK: Maintain Contact (5-OPFOR-0003)

CONDITION: The opposing forces (OPFOR) element is engaged with enemy base defense forces. The enemy forces are withdrawing under pressure.

STANDARD: The OPFOR element maintains enemy contact while the enemy withdraws. 1. Engages the enemy forces decisively. 2. Advances the OPFOR as the enemy forces withdraw. 3. Inflicts heavy casualties. 4. Captures the members of the enemy force. 5. Captures documents and equipment. 6. Safeguards captured documents, equipment, and personnel.

TASK: Conduct an Ambush (5-OPFOR-0007)

CONDITION: The enemy is moving in a convoy. The opposing forces (OPFOR) element is positioned along the enemy's route.

STANDARD: The OPFOR element inflicts casualties on the enemy and causes vehicle and equipment damage. 1. Prepares an ambush site before the element arrives. 2. Surprises march element forces. 3. Inflicts heavy casualties within the designated kill zone. 4. Inflicts heavy damage to vehicles and equipment within the designated kill zone. 5. Delays the march element from reaching a specified destination for a specified period of time. 6. Withdraws on order. 7. Sustains no casualties. 8. Reports actions to superiors.

TASK: Surrender to the Capturing Unit on the Battlefield (5-OPFOR-0024)

CONDITION: The enemy has captured the opposing forces (OPFOR) element's soldiers, documents, and equipment sensitive to the OPFOR tactical operations.

STANDARD: The OPFOR soldiers retain or destroy documents and equipment. The OPFOR element surrenders documents and equipment of no tactical use to the enemy and attempts to conceal or destroy items of tactical value. The OPFOR element attempts escape and evasion. 1. Prevents the successful capture of documents and equipment. 2. Destroys documents and equipment. 3. Removes identifying markings from equipment. 4. Removes unit-identifying insignia. 5. Provides misleading information. 6. Plans an escape. 7. Delays movement to the nearest collection point. 8. Prevents safeguarding of enemy prisoners of war (EPWs) in order to cause embarrassment to the United States (US).

TASK: Disrupt a Net Control Station (NCS) (5-OPFOR-0019)

CONDITION: The enemy has established a NCS. The opposing forces (OPFOR) element has radio and jamming equipment.

STANDARD: The OPFOR element attempts to disrupt an NCS. 1. Attempts to locate the radio frequency that the unit is operating on. 2. Attempts to enter the radio net. 3. Attempts to issue "bogus" orders to a unit on the net. 4. Jams the radio frequency and forces the unit to go to an alternate frequency.

TASK: Disrupt Defensive Preparations (5-OPFOR-0018)

CONDITION: The opposing forces (OPFOR) element has located the enemy. Priority intelligence requirements (PIR) and other intelligence requirements obtained by OPFOR patrols indicate that the enemy elements are establishing defensive positions. The OPFOR element has automatic and antiarmor weapons and light mortars.

STANDARD: The OPFOR element disrupts and delays the enemy's defensive preparations. 1. Locates and penetrates the enemy's security system. 2. Forces the enemy to delay defensive preparations. 3. Disrupts the enemy's obstacle preparations.

TASK: Disrupt Enemy Movement and Operations Using Tactical Nuclear Weapons (5-OPFOR-0016)

CONDITION: The opposing forces (OPFOR) element has located the enemy. Priority intelligence requirements (PIR) and other intelligence requirements have been obtained by OPFOR patrols. Tactical nuclear weapons are employed against key locations in the rear area.

STANDARD: The OPFOR element disrupts enemy movement and operations. 1. Disrupts or delays the movement of the enemy's equipment and supplies to the forward areas. 2. Destroys enemy equipment and supplies. 3. Inflicts a high rate of nuclear casualties among the enemy forces. 4. Denies the enemy the use of specified areas. 5. Contaminates the enemy's equipment and supplies.

TASK: Disrupt Quartering Party Operations (5-OPFOR-0017)

CONDITION: The enemy is conducting quartering party operations. It has established an assembly area (AA) but has not moved in the main body.

STANDARD: The opposing forces (OPFOR) element attempts to disrupt quartering party operations and infiltrate the enemy's AA. 1. Locates the quartering party and the AA. 2. Surprises the main body. 3. Penetrates the AA with squad-size probes. 4. Inflicts personnel casualties and vehicle damage. 5. Disrupts the unit's preparations (prevents or delays beyond the unit's allotted time).

TASK: Disrupt Enemy Movement and Operations Using Persistent and Nonpersistent Chemical Weapons (5-OPFOR-0015)

CONDITION: The opposing forces (OPFOR) element has located the enemy. Priority intelligence requirements (PIR) and other intelligence requirements have been obtained by OPFOR patrols. The OPFOR units deliver chemical agents, by means of conventional artillery weapons or aircraft, along selected supply routes and key bases in the rear area.

STANDARD: The OPFOR element disrupts enemy movement and operations using persistent and nonpersistent chemical weapons. 1. Delivers chemical agents in low and densely wooded areas. 2. Delays the movement of enemy supplies and equipment to the forward areas. 3. Restricts the movement of the enemy units in the rear area. 4. Channels the movement of enemy units into predesignated ambush areas. 5. Contaminates enemy supplies and equipment. 6. Inflicts a high rate of casualties on enemy forces.

TASK: Disrupt Movement (5-OPFOR-0014)

CONDITION: The enemy is expected to move through the opposing forces (OPFOR) element's area of operations. The OPFOR element has received an operation order (OPORD) or fragmentary order (FRAGO) to disrupt enemy movement. The enemy has the capability to defend with direct fire and antiarmor weapons.

STANDARD: The OPFOR element delays enemy movement. 1. Delays the element. 2. Forces the element to deviate from its route. 3. Prevents the element from reaching its destination. 4. Surprises the element's main body.

TASK: Counter Passage of Lines (5-OPFOR-0012)

CONDITION: Enemy forces are in defensive positions, but they are expected to attempt passage-of-lines operations. The opposing forces (OPFOR) received orders to disrupt enemy passage-of-lines operations.

STANDARD: The OPFOR element delays or prevents enemy passage of lines. 1. Delays the passage. 2. Prevents the company from moving all personnel through the stationary unit. 3. Engages the main body of either the moving or the stationary unit.

TASK: Disrupt Assembly Area (AA) Activities (5-OPFOR-0013)

CONDITION: Intelligence reports indicate that platoon- and company-size enemy units are operating in the opposing forces (OPFOR) area of operations. Enemy units can defend from AAs with direct fire, antiarmor weapons, and indirect fire. The enemy has close air support (CAS) and nuclear, biological, and chemical (NBC) capabilities.

STANDARD: The OPFOR element locates and disrupts the enemy's AA activities. 1. Locates the element's AA. 2. Probes the AA with squad- or team-size elements. 3. Inflicts more than 5 percent casualties on the element. 4. Disrupts the element's preparations (prevents or delays beyond the element's allotted time).

TASK: Attack (5-OPFOR-0001)

CONDITION: The opposing forces (OPFOR) element has located the enemy. The priority intelligence requirements (PIR) and other intelligence requirements have been obtained by OPFOR patrols. The OPFOR element has automatic and antiarmor weapons and light mortars.

STANDARD: The OPFOR element attempts to seize the terrain, vehicles, or equipment. 1. Develops an attack plan. 2. Surprises the enemy unit's main body. 3. Initiates the attack using a scheme of maneuver that exploits the enemy's flanks, gaps, and weaknesses. 4. Uses covered and concealed routes to approach the enemy forces' flanks, gaps, or weakly held areas. 5. Employs indirect fire to support the attack. 6. Penetrates enemy defenses. 7. Destroys equipment and supplies. 8. Inflicts heavy casualties. 9. Isolates the combat service support (CSS) base by blocking reinforcements. 10. Forces enemy units to displace. 11. Avoids being fixed in one position. 12. Withdraws before the CSS base is reinforced with tactical combat forces.

TASK: Conduct Air Attacks (5-OPFOR-0002)

CONDITION: The opposing forces (OPFOR) element in the rear area has forwarded the positions of the enemy support sites or the locations of moving elements. The OPFOR aircraft have been dispatched to attack enemy installations or convoys.

STANDARD: The OPFOR element attempts to delay, disrupt, or damage the enemy targets by air. 1. Locates the target (support sites or convoys). 2. Makes attack runs on the designated targets. 3. Inflicts heavy damage to the selected target. 4. Sustains no loss of aircraft. 5. Delays moving the force for more than one hour.

ELEMENTS: Company Headquarters
Two Float Bridge Platoon Headquarters

TASK: Plan/Control Augmentation Support (05-1-0721)
(FM 5-100)

ITERATION: 1 2 3 4 5 M (Circle)

COMMANDER/LEADER ASSESSMENT: T P U (Circle)

CONDITIONS: The unit has been tasked with a mission that requires additional resources. Augmentation support is available. Digital units have performed functionality checks, and systems are operational. Some iterations of this task should be performed in MOPP4.

TASK STANDARDS: The battalion staff determines the augmentation support necessary to accomplish the mission, submits the request immediately after the estimate process, and effects coordination and logistical support that provides for unhindered mission execution by the attached unit. Digital units perform collaborative planning; send requests, reports and orders; and perform Digital Topographic Support System (DTSS) functions, using frequency-modulated (FM) or digital means. The time required to perform this task is increased when conducting it in mission-oriented protection posture (MOPP) 4.

TASK STEPS AND PERFORMANCE MEASURES	GO	NO-GO
<p>NOTE: Digital units perform collaborative planning, make requests, and send or receive reports using digital systems.</p> <ol style="list-style-type: none"> 1. The battalion staff conducts mission analysis and determines resource requirements and availability during the estimate process. <ol style="list-style-type: none"> a. Determined resources required in time to accomplish the mission. b. Determined the availability of organic resources. c. Included requirements for rations, maintenance, fuel, and lubricants to support augmentation unit(s), to include shortfalls such as equipment maintenance. 2. The Operations and Training Officer (US Army) (S3) submits a request for augmentation support. <ol style="list-style-type: none"> a. Requested augmentation support from higher headquarters (HQ) if not supporting a maneuver unit. b. Requested augmentation support from higher HQ and the maneuver commander when supporting a maneuver unit. c. Submitted the request immediately after the estimate process was complete. d. Included the following information in the request: <ol style="list-style-type: none"> (1) Type of relationship (command or support). (2) Amount and type of personnel and equipment needed. (3) Length of time needed to accomplish the mission. (4) Mission of the battalion. (5) Mission of the augmentation support unit. 3. The battalion staff modifies the estimate process based on actual augmentation support received and-- <ol style="list-style-type: none"> a. Prioritizes the effort for the supporting unit. b. Effects the coordination for logistical support based on the command or support relationship, such as food, fuel, and maintenance. 4. The S3 coordinates the liaison of the augmentation unit with the engineer company(s). 		

TASK STEPS AND PERFORMANCE MEASURES	GO	NO-GO
a. Determined time, place, and attendance requirements for issuing the battalion operation order (OPORD) if not already issued. b. Determined the time and place for the liaison between the augmentation unit and the engineer company. 5. The battalion staff monitors the attached units. a. Received personnel strength, maintenance status, mission status, and updates as required. b. Shifted assets as necessary. c. Inspected the quality of workmanship. d. Visited the unit to maintain high morale. 6. The augmented commander/ battalion staff terminates augmentation support. a. Accounted for equipment and personnel. b. Reported mission accomplishment to higher and receiving HQ. Note: Reports are sent via FM or digital means in accordance with the unit standing operating procedure (SOP).		

TASK PERFORMANCE / EVALUATION SUMMARY BLOCK							
ITERATION	1	2	3	4	5	M	TOTAL
TOTAL TASK STEPS EVALUATED							
TOTAL TASK STEPS "GO"							
TRAINING STATUS "GO"/"NO-GO"							

"*" indicates a leader task step.

SUPPORTING INDIVIDUAL TASKS: NONE

SUPPORTING COLLECTIVE TASKS

Task Number	Task Title
05-1-0008	Prepare an Operation Order (OPORD)

OPFOR TASKS AND STANDARDS

TASK: Conduct a Raid (5-OPFOR-0004)

CONDITION: The opposing forces (OPFOR) element has occupied an objective rally point and has orders to conduct a raid on a combat service support (CSS) base.

STANDARD: The OPFOR element infiltrates the enemy's base and destroys all of the targets. 1. Surprises the enemy forces. 2. Assaults the support base and accomplishes the assigned tasks. 3. Destroys the specified equipment and supplies. 4. Avoids being decisively engaged. 5. Withdraws all personnel from the objective areas within the time prescribed. 6. Obtains all priority intelligence requirements (PIR) from the raid site. 7. Sustains only light casualties from enemy fire.

TASK: Conduct an Aerial Reconnaissance (5-OPFOR-0010)

CONDITION: The opposing forces (OPFOR) headquarters (HQ) element requires intelligence on the locations and identification of enemy elements. An aircraft is dispatched to take photographs and make a visual inspection of the enemy rear area.

STANDARD: The OPFOR element gathers photograph intelligence of the enemy. 1. Photographs the assigned sectors. 2. Makes quick visual checks where the ceiling is low. 3. Locates enemy positions in the area, particularly support and storage bases, and command and control (C2) facilities. 4. Sustains no loss of aircraft. 5. Reports priority intelligence requirements (PIR) and other information requirements to the OPFOR HQ.

TASK: Gather Intelligence (5-OPFOR-0011)

CONDITION: The opposing forces (OPFOR) small element, operating in the rear area, is planning attacks on enemy bases. Information is needed to complete the plans.

STANDARD: The OPFOR element infiltrates, gathers intelligence information, and submits its findings to the command. 1. Identifies all priority intelligence requirements (PIR) and other intelligence requirements. 2. Passes through any outpost, defensive wire, or warning devices undetected. 3. Moves to an observation point that offers cover and concealment and is clear enough to gather PIR and other intelligence requirements. 4. Gathers all PIR and other intelligence requirements. 5. Withdraws from the area undetected. 6. Reports all information to the OPFOR headquarters (HQ).

TASK: Conduct Sniper Operations (5-OPFOR-0006)

CONDITION: The opposing forces (OPFOR) element has assigned snipers (regular or irregular elements) in the enemy's rear area along the main supply route (MSR) and near support sites.

STANDARD: The OPFOR element kills or wounds targets. 1. Sets up a well-concealed location. 2. Engages vehicle drivers or personnel on foot with short bursts of semiautomatic fire. 3. Kills or wounds selected targets. 4. Prevents the position from being discovered by enemy forces. 5. Evacuates the area without being spotted. 6. Reports all specified priority intelligence requirements (PIR) and other intelligence requirements to the OPFOR headquarters (HQ).

TASK: Defeat Obstacles (5-OPFOR-0009)

CONDITION: The opposing forces (OPFOR) element encounters an obstacle that blocks the avenue of approach as it advances upon the enemy forces.

STANDARD: The OPFOR element bypasses or breaches the enemy obstacle. 1. Detects the obstacle before halting its main body. 2. Defeats the obstacle. a. Bypasses the obstacle without entering the engagement areas. b. Breaches the obstacle within 45 minutes and passes its entire force through the obstacle. 3. Does not incur degradation to the point that the mission must be discontinued.

TASK: Disrupt a Route Reconnaissance (5-OPFOR-0021)

CONDITION: The enemy is conducting a route reconnaissance. The opposing forces (OPFOR) element is positioned along the enemy's route.

STANDARD: The OPFOR element attempts to disrupt a squad/section conducting a route reconnaissance. 1. Prevents the unit from meeting its specified time schedule. 2. Forces the unit to deviate from its specified route. 3. Prevents the unit from reaching its assigned destination. 4. Surprises the squad/section. 5. Inflicts casualties on the unit.

TASK: Conduct Terrorist and Saboteur Attacks (5-OPFOR-0005)

CONDITION: The opposing forces (OPFOR) element dispatches small teams into the enemy's rear area to disrupt combat service support (CSS) operations.

STANDARD: The enemy sustains disrupted command and control (C2), destroyed equipment and supplies, and light casualties. 1. Locates rear support bases and C2 facilities. 2. Delays and disrupts CSS operations through probes. 3. Infiltrates CSS bases to conduct sabotage and terrorist activities. 4. Inflicts light casualties. 5. Destroys supplies and equipment.

TASK: Disrupt a Net Control Station (NCS) (5-OPFOR-0019)

CONDITION: The enemy has established a NCS. The opposing forces (OPFOR) element has radio and jamming equipment.

STANDARD: The OPFOR element attempts to disrupt an NCS. 1. Attempts to locate the radio frequency that the unit is operating on. 2. Attempts to enter the radio net. 3. Attempts to issue "bogus" orders to a unit on the net. 4. Jams the radio frequency and forces the unit to go to an alternate frequency.

TASK: Disrupt Construction of Vehicle Fighting Positions (5-OPFOR-0020)

CONDITION: The opposing forces (OPFOR) element has located the enemy. The priority intelligence requirements (PIR) and other intelligence obtained by OPFOR patrols indicate the enemy is constructing vehicle fighting positions within its defensive area. The OPFOR element has automatic and antiarmor weapons and light mortars.

STANDARD: The OPFOR element attempts to disrupt the enemy's efforts to establish vehicle fighting positions. 1. Locates the defensive area. 2. Surprises the main body. 3. Penetrates the defensive area with squad-size probes. 4. Inflicts casualties on the unit. 5. Destroys vehicles. 6. Disrupts the unit's preparations (prevents or delays beyond the unit's allotted time).

TASK: Disrupt Defensive Preparations (5-OPFOR-0018)

CONDITION: The opposing forces (OPFOR) element has located the enemy. Priority intelligence requirements (PIR) and other intelligence requirements obtained by OPFOR patrols indicate that the enemy elements are establishing defensive positions. The OPFOR element has automatic and antiarmor weapons and light mortars.

STANDARD: The OPFOR element disrupts and delays the enemy's defensive preparations. 1. Locates and penetrates the enemy's security system. 2. Forces the enemy to delay defensive preparations. 3. Disrupts the enemy's obstacle preparations.

TASK: Disrupt Quartering Party Operations (5-OPFOR-0017)

CONDITION: The enemy is conducting quartering party operations. It has established an assembly area (AA) but has not moved in the main body.

STANDARD: The opposing forces (OPFOR) element attempts to disrupt quartering party operations and infiltrate the enemy's AA. 1. Locates the quartering party and the AA. 2. Surprises the main body. 3. Penetrates the AA with squad-size probes. 4. Inflicts personnel casualties and vehicle damage. 5. Disrupts the unit's preparations (prevents or delays beyond the unit's allotted time).

TASK: Disrupt Movement (5-OPFOR-0014)

CONDITION: The enemy is expected to move through the opposing forces (OPFOR) element's area of operations. The OPFOR element has received an operation order (OPORD) or fragmentary order (FRAGO) to disrupt enemy movement. The enemy has the capability to defend with direct fire and antiarmor weapons.

STANDARD: The OPFOR element delays enemy movement. 1. Delays the element. 2. Forces the element to deviate from its route. 3. Prevents the element from reaching its destination. 4. Surprises the element's main body.

TASK: Disrupt Enemy Movement and Operations Using Tactical Nuclear Weapons (5-OPFOR-0016)

CONDITION: The opposing forces (OPFOR) element has located the enemy. Priority intelligence requirements (PIR) and other intelligence requirements have been obtained by OPFOR patrols. Tactical nuclear weapons are employed against key locations in the rear area.

STANDARD: The OPFOR element disrupts enemy movement and operations. 1. Disrupts or delays the movement of the enemy's equipment and supplies to the forward areas. 2. Destroys enemy equipment and supplies. 3. Inflicts a high rate of nuclear casualties among the enemy forces. 4. Denies the enemy the use of specified areas. 5. Contaminates the enemy's equipment and supplies.

TASK: Disrupt Assembly Area (AA) Activities (5-OPFOR-0013)

CONDITION: Intelligence reports indicate that platoon- and company-size enemy units are operating in the opposing forces (OPFOR) area of operations. Enemy units can defend from AAs with direct fire, antiarmor weapons, and indirect fire. The enemy has close air support (CAS) and nuclear, biological, and chemical (NBC) capabilities.

STANDARD: The OPFOR element locates and disrupts the enemy's AA activities. 1. Locates the element's AA. 2. Probes the AA with squad- or team-size elements. 3. Inflicts more than 5 percent casualties on the element. 4. Disrupts the element's preparations (prevents or delays beyond the element's allotted time).

TASK: Disrupt Enemy Movement and Operations Using Persistent and Nonpersistent Chemical Weapons (5-OPFOR-0015)

CONDITION: The opposing forces (OPFOR) element has located the enemy. Priority intelligence requirements (PIR) and other intelligence requirements have been obtained by OPFOR patrols. The OPFOR units deliver chemical agents, by means of conventional artillery weapons or aircraft, along selected supply routes and key bases in the rear area.

STANDARD: The OPFOR element disrupts enemy movement and operations using persistent and nonpersistent chemical weapons. 1. Delivers chemical agents in low and densely wooded areas. 2. Delays the movement of enemy supplies and equipment to the forward areas. 3. Restricts the movement of the enemy units in the rear area. 4. Channels the movement of enemy units into predesignated ambush areas. 5. Contaminates enemy supplies and equipment. 6. Inflicts a high rate of casualties on enemy forces.

TASK: Counter Passage of Lines (5-OPFOR-0012)

CONDITION: Enemy forces are in defensive positions, but they are expected to attempt passage-of-lines operations. The opposing forces (OPFOR) received orders to disrupt enemy passage-of-lines operations.

STANDARD: The OPFOR element delays or prevents enemy passage of lines. 1. Delays the passage. 2. Prevents the company from moving all personnel through the stationary unit. 3. Engages the main body of either the moving or the stationary unit.

TASK: Conduct Air Attacks (5-OPFOR-0002)

CONDITION: The opposing forces (OPFOR) element in the rear area has forwarded the positions of the enemy support sites or the locations of moving elements. The OPFOR aircraft have been dispatched to attack enemy installations or convoys.

STANDARD: The OPFOR element attempts to delay, disrupt, or damage the enemy targets by air. 1. Locates the target (support sites or convoys). 2. Makes attack runs on the designated targets. 3. Inflicts heavy damage to the selected target. 4. Sustains no loss of aircraft. 5. Delays moving the force for more than one hour.

TASK: Surrender to the Capturing Unit on the Battlefield (5-OPFOR-0024)

CONDITION: The enemy has captured the opposing forces (OPFOR) element's soldiers, documents, and equipment sensitive to the OPFOR tactical operations.

STANDARD: The OPFOR soldiers retain or destroy documents and equipment. The OPFOR element surrenders documents and equipment of no tactical use to the enemy and attempts to conceal or destroy items of tactical value. The OPFOR element attempts escape and evasion. 1. Prevents the successful capture of documents and equipment. 2. Destroys documents and equipment. 3. Removes identifying markings from equipment. 4. Removes unit-identifying insignia. 5. Provides misleading information. 6. Plans an escape. 7. Delays movement to the nearest collection point. 8. Prevents safeguarding of enemy prisoners of war (EPWs) in order to cause embarrassment to the United States (US).

TASK: Attack (5-OPFOR-0001)

CONDITION: The opposing forces (OPFOR) element has located the enemy. The priority intelligence requirements (PIR) and other intelligence requirements have been obtained by OPFOR patrols. The OPFOR element has automatic and antiarmor weapons and light mortars.

STANDARD: The OPFOR element attempts to seize the terrain, vehicles, or equipment. 1. Develops an attack plan. 2. Surprises the enemy unit's main body. 3. Initiates the attack using a scheme of maneuver that exploits the enemy's flanks, gaps, and weaknesses. 4. Uses covered and concealed routes to approach the enemy forces' flanks, gaps, or weakly held areas. 5. Employs indirect fire to support the attack. 6. Penetrates enemy defenses. 7. Destroys equipment and supplies. 8. Inflicts heavy casualties. 9. Isolates the combat service support (CSS) base by blocking reinforcements. 10. Forces enemy units to displace. 11. Avoids being fixed in one position. 12. Withdraws before the CSS base is reinforced with tactical combat forces.

TASK: Defend a Minefield (5-OPFOR-0023)

CONDITION: The enemy is conducting a minefield sweeping operation. The opposing forces (OPFOR) element has a minefield placed in the enemy's path. The minefield is under constant observation and fire.

STANDARD: The OPFOR element defends a minefield against an enemy element conducting a minefield sweeping operation. 1. Prevents the unit from detecting the obstacle. 2. Disrupts the minefield sweeping operation. 3. Prevents the unit from conducting the minefield sweeping operation, prevents the unit from moving all personnel through the breach or delays the completion of the minefield sweeping operation for more than 45 minutes.

TASK: Maintain Contact (5-OPFOR-0003)

CONDITION: The opposing forces (OPFOR) element is engaged with enemy base defense forces. The enemy forces are withdrawing under pressure.

STANDARD: The OPFOR element maintains enemy contact while the enemy withdraws. 1. Engages the enemy forces decisively. 2. Advances the OPFOR as the enemy forces withdraw. 3. Inflicts heavy casualties. 4. Captures the members of the enemy force. 5. Captures documents and equipment. 6. Safeguards captured documents, equipment, and personnel.

TASK: Disrupt an Engineer Reconnaissance (5-OPFOR-0022)

CONDITION: The enemy is conducting an engineer reconnaissance. The opposing forces (OPFOR) element is positioned along the enemy's route.

STANDARD: The OPFOR element disrupts an engineer reconnaissance. 1. Prevents the unit from meeting its specified time schedule. 2. Forces the unit to deviate from its specified route. 3. Prevents the unit from accomplishing its assigned engineer reconnaissance. 4. Surprises the unit conducting the reconnaissance.

TASK: Conduct an Ambush (5-OPFOR-0007)

CONDITION: The enemy is moving in a convoy. The opposing forces (OPFOR) element is positioned along the enemy's route.

STANDARD: The OPFOR element inflicts casualties on the enemy and causes vehicle and equipment damage. 1. Prepares an ambush site before the element arrives. 2. Surprises march element forces. 3. Inflicts heavy casualties within the designated kill zone. 4. Inflicts heavy damage to vehicles and equipment within the designated kill zone. 5. Delays the march element from reaching a specified destination for a specified period of time. 6. Withdraws on order. 7. Sustains no casualties. 8. Reports actions to superiors.

TASK: Conduct an Attack (5-OPFOR-0008)

CONDITION: The enemy is conducting tactical operations. The opposing forces (OPFOR) element receives orders to attack the enemy, the area of occupation, or the main supply route (MSR) with smoke.

STANDARD: The OPFOR element disrupts the enemy's movement and smoke operations. 1. Determines the delivery method of the smoke attack. 2. Locates the target. 3. Delivers the smoke attack downwind. 4. Attacks the enemy with smoke, and surge attacks when the enemy responds to the smoke.

ELEMENT: Company

TASK: Prepare an Engineer Estimate (Company) (05-2-0002)

- | | | |
|-------------|-------------|------------|
| (FM 5-100) | (FM 101-5) | (FM 20-32) |
| (FM 3-34.2) | (FM 5-102) | (FM 5-103) |
| (FM 5-34) | (FM 5-71-2) | |

ITERATION: 1 2 3 4 5 M (Circle)

COMMANDER/LEADER ASSESSMENT: T P U (Circle)

CONDITIONS: The element is performing continuous tactical operations in darkness or daylight under all weather conditions. The element is either working directly for an engineer unit from which it has received an operation order (OPORD) or supporting a maneuver force that has received a mission from its higher headquarters (HQ). Digital units have performed functionality checks, and systems are operational. Some iterations of this task should be performed in MOPP4.

TASK STANDARDS: The engineer estimate gives the element leader feasible courses of action (COAs) consistent with the supported commander's scheme of maneuver. Digital units send and receive reports using frequency-modulated (FM) or digital means; reports are followed up with pertinent Department of the Army (DA) forms. The time required to perform this task is increased when conducting it in mission-oriented protection posture (MOPP) 4.

TASK STEPS AND PERFORMANCE MEASURES	GO	NO-GO
<p>* 1. The element leader performs a mission analysis. NOTE: Digital units perform collaborative planning using the Army Battle Command System (ABCS). Available products are: the Digital Topographic Support System (DTSS), the All-Source Analysis System (ASAS), and the Integrated Meteorological System (IMETS).</p> <ul style="list-style-type: none"> a. Identified the intent of the immediate commander and the commander who is two levels up. b. Identified the area of operations (AO). c. Identified the tasks to be performed, including those specified (directed) in the commander's verbal guidance or in the OPORD and those implied by the nature of the operation, and decided which tasks were essential to the success of the mission. d. Identified the constraints or acts requiring completion. e. Identified the restraints or prohibited acts. f. Restated the unit's mission in terms of who, what (including all essential tasks), when, where, and why. <p>* 2. The element leader performs a situation analysis.</p> <ul style="list-style-type: none"> a. Identified the composition of supported operations and forces, the nature of the operations, any unusual requirements, and other factors affecting the size and scope of the support mission. b. Identified the impact of-- <ul style="list-style-type: none"> (1) Precipitation and temperature on the-- <ul style="list-style-type: none"> (a) Trafficability of enemy and friendly combat vehicles. (b) Water obstacle depth, the water flow rate, and the bank conditions. (c) Forces' ability to dig positions and tank ditches. (2) Fog or limited visibility on the positioning of obstacles. (3) Limited visibility and reduced trafficability on engineer vehicle capabilities to maneuver and keep pace with the maneuver unit's fighting vehicles. 		

TASK STEPS AND PERFORMANCE MEASURES	GO	NO-GO
<p>(4) Extreme weather conditions on the employment of conventional and scatterable mines.</p> <p>c. Identified the terrain for--</p> <p>(1) Observation or fields of fire. Analyzed the impact of observation or fields of fire on obstacle placement (both friendly and enemy). Determined what items, buildings, and/or vegetation needed to be cleared to improve observation.</p> <p>(2) Cover and concealment. Identified concealed locations for engineer equipment and materials, especially during breaching and river crossing operations. Identified possible combat trails offering cover and concealment from enemy ground, air, and satellite surveillance.</p> <p>(3) Obstacles. Identified existing, natural, and man-made obstacles and their impact on maneuver, avenues of approach, and the placement of reinforcing obstacles. Evaluated these with respect to friendly and enemy maneuver and the type of unit.</p> <p>(4) Key or decisive terrain. Determined potential engineer tasks required to facilitate friendly control or deny enemy control.</p> <p>(5) Avenues of approach. Identified friendly and enemy mobility corridors and avenues of approach based on the unit. Evaluated engineer actions to enhance or hinder movement on these avenues of approach.</p> <p>d. Identified other characteristics important to the engineer plan.</p> <p>e. Coordinated with the supported unit's Intelligence Officer (US Army) (S2) to develop the enemy situation by providing input about the enemy's engineer capability.</p> <p>(1) Estimated the strength of the enemy's engineer units, including any information (confirmed, suspected, or based on doctrinal techniques) concerning reinforcement to organic enemy engineers from higher enemy echelons.</p> <p>(2) Determined the location of the enemy's engineer units and other units having engineer-related capability, including helicopters and artillery units with remotely delivered mine capability.</p> <p>(3) Assessed the enemy's capabilities for breaching, gap crossing, obstacle emplacement, survivability, and emplacement of remotely delivered mines from aircraft or artillery.</p> <p>(4) Evaluated current significant activities, including engineer battlefield tactics and techniques, to identify weaknesses and strengths.</p> <p>(5) Predicted the possible and most likely COAs by the enemy and the impact of the enemy engineer situation on these COAs.</p> <p>(6) Created templates of the location of enemy obstacles (to include scatterable minefields) based on available intelligence and doctrinal templates.</p> <p>(7) Created templates of the location of the enemy's engineer assets within the enemy's formation for offensive operations.</p> <p>f. Evaluated his own situation.</p> <p>(1) Identified the present disposition of major tactical elements, possible COAs, and current and projected operations.</p> <p>(2) Identified the disposition of logistics units and facilities supporting engineer operations, levels of engineer Class IV and Class V items, and the availability of transportation assets.</p> <p>(3) Identified the present disposition and capabilities of the elements, and estimated the completion times of the current tasks and the combat-support units required to assist with engineer tasks (especially scatterable mines).</p>		

TASK STEPS AND PERFORMANCE MEASURES	GO	NO-GO
<p>* 3. The element leader develops at least two separate COAs to accomplish the mission, or develops an engineer plan as part of each COA under development by the maneuver force.</p> <ul style="list-style-type: none"> a. Identified all tasks and the necessary resources to accomplish them for each location or each supported unit. Calculated countermobility capabilities based on the platoon, the time available, and unit planning factors (used planning factors in Field Manual (FM) 20-32, only if unit planning factors were unknown). Included the use of scatterable-mine-laying systems in capability calculations. <ul style="list-style-type: none"> (1) Computed blade hours using known data. If actual data was not available, used planning factors in FM 5-34, FM 5-102, or FM 5-103. (2) Computed the element hours. (3) Identified any unique or special equipment requirements. (4) Identified supply requirements by class of supply and specific items. b. Determined task priorities based on guidance received from the higher commander. c. Allocated engineer forces to-- <ul style="list-style-type: none"> (1) Meet the guidance of the higher commander. (2) Accomplish all tasks. (3) Employ assets efficiently with no wasted squad or equipment time. <p>* 4. The element leader analyzes each COA.</p> <ul style="list-style-type: none"> a. War-gamed the engineer plan for each COA against the anticipated enemy actions and reactions. Evaluated the plan against the significant factors impacting on it. b. Determined shortfalls by comparing resource requirements with available assets. c. Reduced shortfalls by establishing priorities, sequencing activities, selecting alternate methods, and altering the engineer plan as necessary, until the requirement was within plus or minus 10 percent of available resources. <p>NOTE: If the engineer plan cannot meet the minimum critical maneuver requirements, then it is not feasible and the plan is invalid. The commander must recognize this and formulate a new plan, starting with Subtask 3.</p> <p>* 5. The element leader compares each COA and selects the one to best accomplish the mission.</p> <ul style="list-style-type: none"> a. Determined the selection technique to use in the comparison. b. Used the significant factors identified in Subtask 3a. c. Selected the best COA based on subjective judgment along with numerical techniques. <p>NOTE: The commander may use numerical factors in his selection technique; however, the final decision is not based solely on simple mathematics.</p> <p>* 6. The element leader states his decision to his subordinates.</p> <ul style="list-style-type: none"> a. Determined the company's task organization and allocated resources. b. Summarized resource requirements by element hours, equipment, and logistics, for each location or each supported unit. c. Assigned each task to a subordinate element. <p>* 7. The element leader recommends a COA to the supported maneuver commander.</p> <ul style="list-style-type: none"> a. Identified a COA that could best be supported from the engineer perspective. b. Identified major deficiencies that the maneuver commander must remedy, including recommendations for eliminating or reducing them. 		

TASK STEPS AND PERFORMANCE MEASURES	GO	NO-GO
c. Recommended the command or support relationships and task organization as necessary, tasks to be directed to subordinate elements, and priorities for engineer support.		

TASK PERFORMANCE / EVALUATION SUMMARY BLOCK							
ITERATION	1	2	3	4	5	M	TOTAL
TOTAL TASK STEPS EVALUATED							
TOTAL TASK STEPS "GO"							
TRAINING STATUS "GO"/"NO-GO"							

"*" indicates a leader task step.

SUPPORTING INDIVIDUAL TASKS

Task Number	Task Title
052-195-4050	Prepare Engineer Estimates

SUPPORTING COLLECTIVE TASKS

Task Number	Task Title
03-2-3008.05-T01A	Conduct a Radiological, Chemical, or Biological Reconnaissance or Survey
05-1-0008	Prepare an Operation Order (OPORD)
05-1-0402	Integrate Engineer Reconnaissance Into the Brigade Reconnaissance and Surveillance (R&S) Plan
05-1-0412	Conduct Engineer Intelligence Collection
05-2-0001	Prepare an Obstacle Plan
05-2-0025	Report Obstacle Information (Company)
05-2-0314	Integrate Obstacles Into Direct- and Indirect-Fire Plans
05-2-0403	Conduct a Water Crossing Site Reconnaissance
05-2-0408	Plan and Direct an Engineer Reconnaissance
05-2-0410	Manage Engineer Reconnaissance Operations
05-2-1380	Identify Terrain Information Requirements
05-2-7008	Prepare an Operation Order (OPORD) (Company/Platoon)
05-3-0404	Conduct a River Crossing Site Reconnaissance
05-3-0405	Perform a Target Reconnaissance
05-3-0407	Perform an Engineer Reconnaissance
05-3-0411.05-R01A	Perform an Obstacle and Restriction Reconnaissance
05-3-0412	Perform a Technical Reconnaissance
05-3-0413	Conduct a Tactical Reconnaissance
19-1-1102	Coordinate Route Reconnaissance and Surveillance

OPFOR TASKS AND STANDARDS

TASK: Defeat Obstacles (5-OPFOR-0009)

CONDITION: The opposing forces (OPFOR) element encounters an obstacle that blocks the avenue of approach as it advances upon the enemy forces.

STANDARD: The OPFOR element bypasses or breaches the enemy obstacle. 1. Detects the obstacle before halting its main body. 2. Defeats the obstacle. a. Bypasses the obstacle without entering the engagement areas. b. Breaches the obstacle within 45 minutes and passes its entire force through the obstacle. 3. Does not incur degradation to the point that the mission must be discontinued.

TASK: Conduct an Attack (5-OPFOR-0008)

CONDITION: The enemy is conducting tactical operations. The opposing forces (OPFOR) element receives orders to attack the enemy, the area of occupation, or the main supply route (MSR) with smoke.

STANDARD: The OPFOR element disrupts the enemy's movement and smoke operations. 1. Determines the delivery method of the smoke attack. 2. Locates the target. 3. Delivers the smoke attack downwind. 4. Attacks the enemy with smoke, and surge attacks when the enemy responds to the smoke.

TASK: Disrupt a Route Reconnaissance (5-OPFOR-0021)

CONDITION: The enemy is conducting a route reconnaissance. The opposing forces (OPFOR) element is positioned along the enemy's route.

STANDARD: The OPFOR element attempts to disrupt a squad/section conducting a route reconnaissance. 1. Prevents the unit from meeting its specified time schedule. 2. Forces the unit to deviate from its specified route. 3. Prevents the unit from reaching its assigned destination. 4. Surprises the squad/section. 5. Inflicts casualties on the unit.

TASK: Conduct Terrorist and Saboteur Attacks (5-OPFOR-0005)

CONDITION: The opposing forces (OPFOR) element dispatches small teams into the enemy's rear area to disrupt combat service support (CSS) operations.

STANDARD: The enemy sustains disrupted command and control (C2), destroyed equipment and supplies, and light casualties. 1. Locates rear support bases and C2 facilities. 2. Delays and disrupts CSS operations through probes. 3. Infiltrates CSS bases to conduct sabotage and terrorist activities. 4. Inflicts light casualties. 5. Destroys supplies and equipment.

TASK: Disrupt a Net Control Station (NCS) (5-OPFOR-0019)

CONDITION: The enemy has established a NCS. The opposing forces (OPFOR) element has radio and jamming equipment.

STANDARD: The OPFOR element attempts to disrupt an NCS. 1. Attempts to locate the radio frequency that the unit is operating on. 2. Attempts to enter the radio net. 3. Attempts to issue "bogus" orders to a unit on the net. 4. Jams the radio frequency and forces the unit to go to an alternate frequency.

TASK: Disrupt Construction of Vehicle Fighting Positions (5-OPFOR-0020)

CONDITION: The opposing forces (OPFOR) element has located the enemy. The priority intelligence requirements (PIR) and other intelligence obtained by OPFOR patrols indicate the enemy is constructing vehicle fighting positions within its defensive area. The OPFOR element has automatic and antiarmor weapons and light mortars.

STANDARD: The OPFOR element attempts to disrupt the enemy's efforts to establish vehicle fighting positions. 1. Locates the defensive area. 2. Surprises the main body. 3. Penetrates the defensive area with squad-size probes. 4. Inflicts casualties on the unit. 5. Destroys vehicles. 6. Disrupts the unit's preparations (prevents or delays beyond the unit's allotted time).

TASK: Conduct an Aerial Reconnaissance (5-OPFOR-0010)

CONDITION: The opposing forces (OPFOR) headquarters (HQ) element requires intelligence on the locations and identification of enemy elements. An aircraft is dispatched to take photographs and make a visual inspection of the enemy rear area.

STANDARD: The OPFOR element gathers photograph intelligence of the enemy. 1. Photographs the assigned sectors. 2. Makes quick visual checks where the ceiling is low. 3. Locates enemy positions in the area, particularly support and storage bases, and command and control (C2) facilities. 4. Sustains no loss of aircraft. 5. Reports priority intelligence requirements (PIR) and other information requirements to the OPFOR HQ.

TASK: Disrupt Defensive Preparations (5-OPFOR-0018)

CONDITION: The opposing forces (OPFOR) element has located the enemy. Priority intelligence requirements (PIR) and other intelligence requirements obtained by OPFOR patrols indicate that the enemy elements are establishing defensive positions. The OPFOR element has automatic and antiarmor weapons and light mortars.

STANDARD: The OPFOR element disrupts and delays the enemy's defensive preparations. 1. Locates and penetrates the enemy's security system. 2. Forces the enemy to delay defensive preparations. 3. Disrupts the enemy's obstacle preparations.

TASK: Disrupt Quartering Party Operations (5-OPFOR-0017)

CONDITION: The enemy is conducting quartering party operations. It has established an assembly area (AA) but has not moved in the main body.

STANDARD: The opposing forces (OPFOR) element attempts to disrupt quartering party operations and infiltrate the enemy's AA. 1. Locates the quartering party and the AA. 2. Surprises the main body. 3. Penetrates the AA with squad-size probes. 4. Inflicts personnel casualties and vehicle damage. 5. Disrupts the unit's preparations (prevents or delays beyond the unit's allotted time).

TASK: Disrupt Movement (5-OPFOR-0014)

CONDITION: The enemy is expected to move through the opposing forces (OPFOR) element's area of operations. The OPFOR element has received an operation order (OPORD) or fragmentary order (FRAGO) to disrupt enemy movement. The enemy has the capability to defend with direct fire and antiarmor weapons.

STANDARD: The OPFOR element delays enemy movement. 1. Delays the element. 2. Forces the element to deviate from its route. 3. Prevents the element from reaching its destination. 4. Surprises the element's main body.

TASK: Disrupt Enemy Movement and Operations Using Tactical Nuclear Weapons (5-OPFOR-0016)

CONDITION: The opposing forces (OPFOR) element has located the enemy. Priority intelligence requirements (PIR) and other intelligence requirements have been obtained by OPFOR patrols. Tactical nuclear weapons are employed against key locations in the rear area.

STANDARD: The OPFOR element disrupts enemy movement and operations. 1. Disrupts or delays the movement of the enemy's equipment and supplies to the forward areas. 2. Destroys enemy equipment and supplies. 3. Inflicts a high rate of nuclear casualties among the enemy forces. 4. Denies the enemy the use of specified areas. 5. Contaminates the enemy's equipment and supplies.

TASK: Disrupt Assembly Area (AA) Activities (5-OPFOR-0013)

CONDITION: Intelligence reports indicate that platoon- and company-size enemy units are operating in the opposing forces (OPFOR) area of operations. Enemy units can defend from AAs with direct fire, antiarmor weapons, and indirect fire. The enemy has close air support (CAS) and nuclear, biological, and chemical (NBC) capabilities.

STANDARD: The OPFOR element locates and disrupts the enemy's AA activities. 1. Locates the element's AA. 2. Probes the AA with squad- or team-size elements. 3. Inflicts more than 5 percent casualties on the element. 4. Disrupts the element's preparations (prevents or delays beyond the element's allotted time).

TASK: Disrupt Enemy Movement and Operations Using Persistent and Nonpersistent Chemical Weapons (5-OPFOR-0015)

CONDITION: The opposing forces (OPFOR) element has located the enemy. Priority intelligence requirements (PIR) and other intelligence requirements have been obtained by OPFOR patrols. The OPFOR units deliver chemical agents, by means of conventional artillery weapons or aircraft, along selected supply routes and key bases in the rear area.

STANDARD: The OPFOR element disrupts enemy movement and operations using persistent and nonpersistent chemical weapons. 1. Delivers chemical agents in low and densely wooded areas. 2. Delays the movement of enemy supplies and equipment to the forward areas. 3. Restricts the movement of the enemy units in the rear area. 4. Channels the movement of enemy units into predesignated ambush areas. 5. Contaminates enemy supplies and equipment. 6. Inflicts a high rate of casualties on enemy forces.

TASK: Counter Passage of Lines (5-OPFOR-0012)

CONDITION: Enemy forces are in defensive positions, but they are expected to attempt passage-of-lines operations. The opposing forces (OPFOR) received orders to disrupt enemy passage-of-lines operations.

STANDARD: The OPFOR element delays or prevents enemy passage of lines. 1. Delays the passage. 2. Prevents the company from moving all personnel through the stationary unit. 3. Engages the main body of either the moving or the stationary unit.

TASK: Conduct Sniper Operations (5-OPFOR-0006)

CONDITION: The opposing forces (OPFOR) element has assigned snipers (regular or irregular elements) in the enemy's rear area along the main supply route (MSR) and near support sites.

STANDARD: The OPFOR element kills or wounds targets. 1. Sets up a well-concealed location. 2. Engages vehicle drivers or personnel on foot with short bursts of semiautomatic fire. 3. Kills or wounds selected targets. 4. Prevents the position from being discovered by enemy forces. 5. Evacuates the area without being spotted. 6. Reports all specified priority intelligence requirements (PIR) and other intelligence requirements to the OPFOR headquarters (HQ).

TASK: Defend a Minefield (5-OPFOR-0023)

CONDITION: The enemy is conducting a minefield sweeping operation. The opposing forces (OPFOR) element has a minefield placed in the enemy's path. The minefield is under constant observation and fire.

STANDARD: The OPFOR element defends a minefield against an enemy element conducting a minefield sweeping operation. 1. Prevents the unit from detecting the obstacle. 2. Disrupts the minefield sweeping operation. 3. Prevents the unit from conducting the minefield sweeping operation, prevents the unit from moving all personnel through the breach or delays the completion of the minefield sweeping operation for more than 45 minutes.

TASK: Conduct Air Attacks (5-OPFOR-0002)

CONDITION: The opposing forces (OPFOR) element in the rear area has forwarded the positions of the enemy support sites or the locations of moving elements. The OPFOR aircraft have been dispatched to attack enemy installations or convoys.

STANDARD: The OPFOR element attempts to delay, disrupt, or damage the enemy targets by air. 1. Locates the target (support sites or convoys). 2. Makes attack runs on the designated targets. 3. Inflicts heavy damage to the selected target. 4. Sustains no loss of aircraft. 5. Delays moving the force for more than one hour.

TASK: Attack (5-OPFOR-0001)

CONDITION: The opposing forces (OPFOR) element has located the enemy. The priority intelligence requirements (PIR) and other intelligence requirements have been obtained by OPFOR patrols. The OPFOR element has automatic and antiarmor weapons and light mortars.

STANDARD: The OPFOR element attempts to seize the terrain, vehicles, or equipment. 1. Develops an attack plan. 2. Surprises the enemy unit's main body. 3. Initiates the attack using a scheme of maneuver that exploits the enemy's flanks, gaps, and weaknesses. 4. Uses covered and concealed routes to approach the enemy forces' flanks, gaps, or weakly held areas. 5. Employs indirect fire to support the attack. 6. Penetrates enemy defenses. 7. Destroys equipment and supplies. 8. Inflicts heavy casualties. 9. Isolates the combat service support (CSS) base by blocking reinforcements. 10. Forces enemy units to displace. 11. Avoids being fixed in one position. 12. Withdraws before the CSS base is reinforced with tactical combat forces.

TASK: Surrender to the Capturing Unit on the Battlefield (5-OPFOR-0024)

CONDITION: The enemy has captured the opposing forces (OPFOR) element's soldiers, documents, and equipment sensitive to the OPFOR tactical operations.

STANDARD: The OPFOR soldiers retain or destroy documents and equipment. The OPFOR element surrenders documents and equipment of no tactical use to the enemy and attempts to conceal or destroy items of tactical value. The OPFOR element attempts escape and evasion. 1. Prevents the successful capture of documents and equipment. 2. Destroys documents and equipment. 3. Removes identifying markings from equipment. 4. Removes unit-identifying insignia. 5. Provides misleading information. 6. Plans an escape. 7. Delays movement to the nearest collection point. 8. Prevents safeguarding of enemy prisoners of war (EPWs) in order to cause embarrassment to the United States (US).

TASK: Conduct a Raid (5-OPFOR-0004)

CONDITION: The opposing forces (OPFOR) element has occupied an objective rally point and has orders to conduct a raid on a combat service support (CSS) base.

STANDARD: The OPFOR element infiltrates the enemy's base and destroys all of the targets. 1. Surprises the enemy forces. 2. Assaults the support base and accomplishes the assigned tasks. 3. Destroys the specified equipment and supplies. 4. Avoids being decisively engaged. 5. Withdraws all personnel from the objective areas within the time prescribed. 6. Obtains all priority intelligence requirements (PIR) from the raid site. 7. Sustains only light casualties from enemy fire.

TASK: Disrupt an Engineer Reconnaissance (5-OPFOR-0022)

CONDITION: The enemy is conducting an engineer reconnaissance. The opposing forces (OPFOR) element is positioned along the enemy's route.

STANDARD: The OPFOR element disrupts an engineer reconnaissance. 1. Prevents the unit from meeting its specified time schedule. 2. Forces the unit to deviate from its specified route. 3. Prevents the unit from accomplishing its assigned engineer reconnaissance. 4. Surprises the unit conducting the reconnaissance.

TASK: Maintain Contact (5-OPFOR-0003)

CONDITION: The opposing forces (OPFOR) element is engaged with enemy base defense forces. The enemy forces are withdrawing under pressure.

STANDARD: The OPFOR element maintains enemy contact while the enemy withdraws. 1. Engages the enemy forces decisively. 2. Advances the OPFOR as the enemy forces withdraw. 3. Inflicts heavy casualties. 4. Captures the members of the enemy force. 5. Captures documents and equipment. 6. Safeguards captured documents, equipment, and personnel.

TASK: Conduct an Ambush (5-OPFOR-0007)

CONDITION: The enemy is moving in a convoy. The opposing forces (OPFOR) element is positioned along the enemy's route.

STANDARD: The OPFOR element inflicts casualties on the enemy and causes vehicle and equipment damage. 1. Prepares an ambush site before the element arrives. 2. Surprises march element forces. 3. Inflicts heavy casualties within the designated kill zone. 4. Inflicts heavy damage to vehicles and equipment within the designated kill zone. 5. Delays the march element from reaching a specified destination for a specified period of time. 6. Withdraws on order. 7. Sustains no casualties. 8. Reports actions to superiors.

ELEMENT: Company Headquarters

TASK: Prepare an Engineer Annex (05-2-0003)
 (FM 101-5) (FM 5-100) (FM 5-71-2)

ITERATION: 1 2 3 4 5 M (Circle)

COMMANDER/LEADER ASSESSMENT: T P U (Circle)

CONDITIONS: The engineer company is supporting a maneuver force in a tactical operation. The company commander is the force engineer and must prepare an engineer annex as part of the supported unit's operation order (OPORD). Digital units have performed functionality checks, and systems are operational. Some iterations of this task should be performed in MOPP4.

TASK STANDARDS: The annex contains the essential information needed to support the maneuver commander's operation. The annex's concept is clear and understood by the maneuver force. Digital units send orders and reports using frequency-modulated (FM) or digital means. The time required to perform this task is increased when conducting it in mission-oriented protection posture (MOPP) 4.

TASK STEPS AND PERFORMANCE MEASURES	GO	NO-GO
<p>* 1. The element leader selects an annex format based on the amount and type of information it will contain, the time available to produce it, and guidance received from the maneuver unit's Operations and Training Officer (US Army) (S3). He uses any combination of the following formats:</p> <p>NOTE: Digital units can perform collaborative planning, issue orders and reports, and update the common operational picture (COP) using the Army Battle Command System (ABCS).</p> <ul style="list-style-type: none"> a. A written annex using the basic five-paragraph order format. b. Situational awareness (SA) overlays of existing and proposed friendly obstacles and their control measures (belts, zones, restricted areas, lanes, or gaps); known and templated enemy obstacles; and nuclear, biological, chemical (NBC)-contaminated areas. c. An obstacle list containing all of the obstacles. d. Engineer execution matrixes of all identified engineer tasks, all identified logistic and coordination requirements, and marginal notes to cover any other needed information. <p>2. The engineer company ensures that the annex meets the correct criteria.</p> <ul style="list-style-type: none"> a. Ensured that information from the estimate process was applied. b. Verified that it contained any information related to the engineer plan that was not covered elsewhere in the order. <p>NOTE: The annex may contain information already present in the parent order if it is necessary for clarity.</p> <ul style="list-style-type: none"> c. Ensured that it did not contain items covered in the unit's standing operating procedure (SOP); however, it may have referenced the SOP. d. Ensured that it was directed to the major subordinate elements of the maneuver unit, not just the engineers. <p>NOTE: The engineer annex is not the engineer unit's OPORD. It covers the entire engineer plan, not just the part pertaining to engineer units.</p> <ul style="list-style-type: none"> e. Ensured that it was clear, complete, brief, timely, avoided qualified directives, did not contain irrelevant information, and was issued with the OPORD. f. Ensured that it was integrated with the other parts of the OPORD. 		

TASK STEPS AND PERFORMANCE MEASURES	GO	NO-GO
<p>(1) Coordinated all tasks directed to units other than engineers before issuing the annex.</p> <p>(2) Coordinated all details with the appropriate battle staff element.</p> <p>* 3. The company commander prepares the annex using the written five-paragraph order format.</p> <p>a. SITUATION.</p> <p>(1) Enemy Forces. Identified aspects significantly impacting engineer operations, including terrain, weather, and enemy engineer capability.</p> <p>(2) Friendly Forces. Identified the designation, location, and activities of higher and adjacent engineers. Described other elements capable of assisting with the engineer plan.</p> <p>NOTE: Nonengineer units with scatterable-mine emplacement capability (artillery, Army aviation, and Air Force) are identified here.</p> <p>(3) Attachments and Detachments. Included only if needed for clarity.</p> <p>b. MISSION. Stated the mission of engineers in support of the base OPORD.</p> <p>c. EXECUTION.</p> <p>(1) Scheme of engineer operations (SOEO).</p> <p>(a) Contained a brief statement of the concept of the engineer plan, including the priority of engineer support to subordinate elements. The statement was precise and specific.</p> <p>(b) Obstacles. Identified individual obstacles and obstacle groups, the type (reserved or preliminary), authorized commander (for reserved obstacles), and subordinate-unit obstacle responsibilities, as appropriate. Referred to an overlay and obstacle table.</p> <p>(c) Scatterable mines. Explained the employment concept, the authority for long and short duration self-destruct times (by system), other requirements or limitations, and the allocation to subordinate elements, as appropriate. Identified nonengineer units responsible for emplacing scatterable mines.</p> <p>(2) Task to subordinate units. Identified tasks for subordinate maneuver units, engineers under the direct control of the issuing headquarters (HQ), and other elements assigned engineer tasks by the maneuver commander.</p> <p>(3) Coordinating instructions, as necessary. Ensured that the measures and reporting procedures applying to two or more subordinate units were completed.</p> <p>d. SERVICE SUPPORT. Contained logistic information affecting the engineer plan, specifically Class IV or Class V supplies and transportation. Identified available host-nation assets and their location. Identified allocations and priorities for command regulated items.</p> <p>(1) Command-regulated classes of supply.</p> <p>(2) Class IV and Class V supplies distribution plan.</p> <p>(3) Transportation.</p> <p>(4) Medical evacuation and hospitalization.</p> <p>(5) Civil-military operations.</p> <p>e. COMMAND AND SIGNAL.</p> <p>(1) Command. Contained the location of engineer command posts. Special command arrangements.</p>		

TASK STEPS AND PERFORMANCE MEASURES	GO	NO-GO
(2) Signal. Listed the specific signal operation instructions (SOI) index used by engineer elements; identified the call sign and the frequency of supporting units from another HQ. Identified any alternate means of communications for engineer missions such as target demolition and lane closure. Provided instructions for coordinating and establishing communications.		

TASK PERFORMANCE / EVALUATION SUMMARY BLOCK							
ITERATION	1	2	3	4	5	M	TOTAL
TOTAL TASK STEPS EVALUATED							
TOTAL TASK STEPS "GO"							
TRAINING STATUS "GO"/"NO-GO"							

"*" indicates a leader task step.

SUPPORTING INDIVIDUAL TASKS

Task Number	Task Title
052-195-4065	Conduct Engineer Tactical Planning

SUPPORTING COLLECTIVE TASKS

Task Number	Task Title
05-1-0008	Prepare an Operation Order (OPORD)
05-1-0413	Plan/Direct Engineer Intelligence Collection
05-2-0002	Prepare an Engineer Estimate (Company)
05-2-0042	Receive and Distribute Throughput Supplies
05-2-0300	Integrate Engineer Elements Into the Maneuver Staff

OPFOR TASKS AND STANDARDS

TASK: Defeat Obstacles (5-OPFOR-0009)

CONDITION: The opposing forces (OPFOR) element encounters an obstacle that blocks the avenue of approach as it advances upon the enemy forces.

STANDARD: The OPFOR element bypasses or breaches the enemy obstacle. 1. Detects the obstacle before halting its main body. 2. Defeats the obstacle. a. Bypasses the obstacle without entering the engagement areas. b. Breaches the obstacle within 45 minutes and passes its entire force through the obstacle. 3. Does not incur degradation to the point that the mission must be discontinued.

TASK: Conduct an Attack (5-OPFOR-0008)

CONDITION: The enemy is conducting tactical operations. The opposing forces (OPFOR) element receives orders to attack the enemy, the area of occupation, or the main supply route (MSR) with smoke.

STANDARD: The OPFOR element disrupts the enemy's movement and smoke operations. 1. Determines the delivery method of the smoke attack. 2. Locates the target. 3. Delivers the smoke attack downwind. 4. Attacks the enemy with smoke, and surge attacks when the enemy responds to the smoke.

TASK: Disrupt a Route Reconnaissance (5-OPFOR-0021)

CONDITION: The enemy is conducting a route reconnaissance. The opposing forces (OPFOR) element is positioned along the enemy's route.

STANDARD: The OPFOR element attempts to disrupt a squad/section conducting a route reconnaissance. 1. Prevents the unit from meeting its specified time schedule. 2. Forces the unit to deviate from its specified route. 3. Prevents the unit from reaching its assigned destination. 4. Surprises the squad/section. 5. Inflicts casualties on the unit.

TASK: Conduct Terrorist and Saboteur Attacks (5-OPFOR-0005)

CONDITION: The opposing forces (OPFOR) element dispatches small teams into the enemy's rear area to disrupt combat service support (CSS) operations.

STANDARD: The enemy sustains disrupted command and control (C2), destroyed equipment and supplies, and light casualties. 1. Locates rear support bases and C2 facilities. 2. Delays and disrupts CSS operations through probes. 3. Infiltrates CSS bases to conduct sabotage and terrorist activities. 4. Inflicts light casualties. 5. Destroys supplies and equipment.

TASK: Disrupt a Net Control Station (NCS) (5-OPFOR-0019)

CONDITION: The enemy has established a NCS. The opposing forces (OPFOR) element has radio and jamming equipment.

STANDARD: The OPFOR element attempts to disrupt an NCS. 1. Attempts to locate the radio frequency that the unit is operating on. 2. Attempts to enter the radio net. 3. Attempts to issue "bogus" orders to a unit on the net. 4. Jams the radio frequency and forces the unit to go to an alternate frequency.

TASK: Disrupt Construction of Vehicle Fighting Positions (5-OPFOR-0020)

CONDITION: The opposing forces (OPFOR) element has located the enemy. The priority intelligence requirements (PIR) and other intelligence obtained by OPFOR patrols indicate the enemy is constructing vehicle fighting positions within its defensive area. The OPFOR element has automatic and antiarmor weapons and light mortars.

STANDARD: The OPFOR element attempts to disrupt the enemy's efforts to establish vehicle fighting positions. 1. Locates the defensive area. 2. Surprises the main body. 3. Penetrates the defensive area with squad-size probes. 4. Inflicts casualties on the unit. 5. Destroys vehicles. 6. Disrupts the unit's preparations (prevents or delays beyond the unit's allotted time).

TASK: Conduct an Aerial Reconnaissance (5-OPFOR-0010)

CONDITION: The opposing forces (OPFOR) headquarters (HQ) element requires intelligence on the locations and identification of enemy elements. An aircraft is dispatched to take photographs and make a visual inspection of the enemy rear area.

STANDARD: The OPFOR element gathers photograph intelligence of the enemy. 1. Photographs the assigned sectors. 2. Makes quick visual checks where the ceiling is low. 3. Locates enemy positions in the area, particularly support and storage bases, and command and control (C2) facilities. 4. Sustains no loss of aircraft. 5. Reports priority intelligence requirements (PIR) and other information requirements to the OPFOR HQ.

TASK: Disrupt Defensive Preparations (5-OPFOR-0018)

CONDITION: The opposing forces (OPFOR) element has located the enemy. Priority intelligence requirements (PIR) and other intelligence requirements obtained by OPFOR patrols indicate that the enemy elements are establishing defensive positions. The OPFOR element has automatic and antiarmor weapons and light mortars.

STANDARD: The OPFOR element disrupts and delays the enemy's defensive preparations. 1. Locates and penetrates the enemy's security system. 2. Forces the enemy to delay defensive preparations. 3. Disrupts the enemy's obstacle preparations.

TASK: Disrupt Quartering Party Operations (5-OPFOR-0017)

CONDITION: The enemy is conducting quartering party operations. It has established an assembly area (AA) but has not moved in the main body.

STANDARD: The opposing forces (OPFOR) element attempts to disrupt quartering party operations and infiltrate the enemy's AA. 1. Locates the quartering party and the AA. 2. Surprises the main body. 3. Penetrates the AA with squad-size probes. 4. Inflicts personnel casualties and vehicle damage. 5. Disrupts the unit's preparations (prevents or delays beyond the unit's allotted time).

TASK: Disrupt Movement (5-OPFOR-0014)

CONDITION: The enemy is expected to move through the opposing forces (OPFOR) element's area of operations. The OPFOR element has received an operation order (OPORD) or fragmentary order (FRAGO) to disrupt enemy movement. The enemy has the capability to defend with direct fire and antiarmor weapons.

STANDARD: The OPFOR element delays enemy movement. 1. Delays the element. 2. Forces the element to deviate from its route. 3. Prevents the element from reaching its destination. 4. Surprises the element's main body.

TASK: Disrupt Enemy Movement and Operations Using Tactical Nuclear Weapons (5-OPFOR-0016)

CONDITION: The opposing forces (OPFOR) element has located the enemy. Priority intelligence requirements (PIR) and other intelligence requirements have been obtained by OPFOR patrols. Tactical nuclear weapons are employed against key locations in the rear area.

STANDARD: The OPFOR element disrupts enemy movement and operations. 1. Disrupts or delays the movement of the enemy's equipment and supplies to the forward areas. 2. Destroys enemy equipment and supplies. 3. Inflicts a high rate of nuclear casualties among the enemy forces. 4. Denies the enemy the use of specified areas. 5. Contaminates the enemy's equipment and supplies.

TASK: Disrupt Assembly Area (AA) Activities (5-OPFOR-0013)

CONDITION: Intelligence reports indicate that platoon- and company-size enemy units are operating in the opposing forces (OPFOR) area of operations. Enemy units can defend from AAs with direct fire, antiarmor weapons, and indirect fire. The enemy has close air support (CAS) and nuclear, biological, and chemical (NBC) capabilities.

STANDARD: The OPFOR element locates and disrupts the enemy's AA activities. 1. Locates the element's AA. 2. Probes the AA with squad- or team-size elements. 3. Inflicts more than 5 percent casualties on the element. 4. Disrupts the element's preparations (prevents or delays beyond the element's allotted time).

TASK: Disrupt Enemy Movement and Operations Using Persistent and Nonpersistent Chemical Weapons (5-OPFOR-0015)

CONDITION: The opposing forces (OPFOR) element has located the enemy. Priority intelligence requirements (PIR) and other intelligence requirements have been obtained by OPFOR patrols. The OPFOR units deliver chemical agents, by means of conventional artillery weapons or aircraft, along selected supply routes and key bases in the rear area.

STANDARD: The OPFOR element disrupts enemy movement and operations using persistent and nonpersistent chemical weapons. 1. Delivers chemical agents in low and densely wooded areas. 2. Delays the movement of enemy supplies and equipment to the forward areas. 3. Restricts the movement of the enemy units in the rear area. 4. Channels the movement of enemy units into predesignated ambush areas. 5. Contaminates enemy supplies and equipment. 6. Inflicts a high rate of casualties on enemy forces.

TASK: Counter Passage of Lines (5-OPFOR-0012)

CONDITION: Enemy forces are in defensive positions, but they are expected to attempt passage-of-lines operations. The opposing forces (OPFOR) received orders to disrupt enemy passage-of-lines operations.

STANDARD: The OPFOR element delays or prevents enemy passage of lines. 1. Delays the passage. 2. Prevents the company from moving all personnel through the stationary unit. 3. Engages the main body of either the moving or the stationary unit.

TASK: Conduct Sniper Operations (5-OPFOR-0006)

CONDITION: The opposing forces (OPFOR) element has assigned snipers (regular or irregular elements) in the enemy's rear area along the main supply route (MSR) and near support sites.

STANDARD: The OPFOR element kills or wounds targets. 1. Sets up a well-concealed location. 2. Engages vehicle drivers or personnel on foot with short bursts of semiautomatic fire. 3. Kills or wounds selected targets. 4. Prevents the position from being discovered by enemy forces. 5. Evacuates the area without being spotted. 6. Reports all specified priority intelligence requirements (PIR) and other intelligence requirements to the OPFOR headquarters (HQ).

TASK: Defend a Minefield (5-OPFOR-0023)

CONDITION: The enemy is conducting a minefield sweeping operation. The opposing forces (OPFOR) element has a minefield placed in the enemy's path. The minefield is under constant observation and fire.

STANDARD: The OPFOR element defends a minefield against an enemy element conducting a minefield sweeping operation. 1. Prevents the unit from detecting the obstacle. 2. Disrupts the minefield sweeping operation. 3. Prevents the unit from conducting the minefield sweeping operation, prevents the unit from moving all personnel through the breach or delays the completion of the minefield sweeping operation for more than 45 minutes.

TASK: Conduct Air Attacks (5-OPFOR-0002)

CONDITION: The opposing forces (OPFOR) element in the rear area has forwarded the positions of the enemy support sites or the locations of moving elements. The OPFOR aircraft have been dispatched to attack enemy installations or convoys.

STANDARD: The OPFOR element attempts to delay, disrupt, or damage the enemy targets by air. 1. Locates the target (support sites or convoys). 2. Makes attack runs on the designated targets. 3. Inflicts heavy damage to the selected target. 4. Sustains no loss of aircraft. 5. Delays moving the force for more than one hour.

TASK: Attack (5-OPFOR-0001)

CONDITION: The opposing forces (OPFOR) element has located the enemy. The priority intelligence requirements (PIR) and other intelligence requirements have been obtained by OPFOR patrols. The OPFOR element has automatic and antiarmor weapons and light mortars.

STANDARD: The OPFOR element attempts to seize the terrain, vehicles, or equipment. 1. Develops an attack plan. 2. Surprises the enemy unit's main body. 3. Initiates the attack using a scheme of maneuver that exploits the enemy's flanks, gaps, and weaknesses. 4. Uses covered and concealed routes to approach the enemy forces' flanks, gaps, or weakly held areas. 5. Employs indirect fire to support the attack. 6. Penetrates enemy defenses. 7. Destroys equipment and supplies. 8. Inflicts heavy casualties. 9. Isolates the combat service support (CSS) base by blocking reinforcements. 10. Forces enemy units to displace. 11. Avoids being fixed in one position. 12. Withdraws before the CSS base is reinforced with tactical combat forces.

TASK: Surrender to the Capturing Unit on the Battlefield (5-OPFOR-0024)

CONDITION: The enemy has captured the opposing forces (OPFOR) element's soldiers, documents, and equipment sensitive to the OPFOR tactical operations.

STANDARD: The OPFOR soldiers retain or destroy documents and equipment. The OPFOR element surrenders documents and equipment of no tactical use to the enemy and attempts to conceal or destroy items of tactical value. The OPFOR element attempts escape and evasion. 1. Prevents the successful capture of documents and equipment. 2. Destroys documents and equipment. 3. Removes identifying markings from equipment. 4. Removes unit-identifying insignia. 5. Provides misleading information. 6. Plans an escape. 7. Delays movement to the nearest collection point. 8. Prevents safeguarding of enemy prisoners of war (EPWs) in order to cause embarrassment to the United States (US).

TASK: Conduct a Raid (5-OPFOR-0004)

CONDITION: The opposing forces (OPFOR) element has occupied an objective rally point and has orders to conduct a raid on a combat service support (CSS) base.

STANDARD: The OPFOR element infiltrates the enemy's base and destroys all of the targets. 1. Surprises the enemy forces. 2. Assaults the support base and accomplishes the assigned tasks. 3. Destroys the specified equipment and supplies. 4. Avoids being decisively engaged. 5. Withdraws all personnel from the objective areas within the time prescribed. 6. Obtains all priority intelligence requirements (PIR) from the raid site. 7. Sustains only light casualties from enemy fire.

TASK: Disrupt an Engineer Reconnaissance (5-OPFOR-0022)

CONDITION: The enemy is conducting an engineer reconnaissance. The opposing forces (OPFOR) element is positioned along the enemy's route.

STANDARD: The OPFOR element disrupts an engineer reconnaissance. 1. Prevents the unit from meeting its specified time schedule. 2. Forces the unit to deviate from its specified route. 3. Prevents the unit from accomplishing its assigned engineer reconnaissance. 4. Surprises the unit conducting the reconnaissance.

TASK: Maintain Contact (5-OPFOR-0003)

CONDITION: The opposing forces (OPFOR) element is engaged with enemy base defense forces. The enemy forces are withdrawing under pressure.

STANDARD: The OPFOR element maintains enemy contact while the enemy withdraws. 1. Engages the enemy forces decisively. 2. Advances the OPFOR as the enemy forces withdraw. 3. Inflicts heavy casualties. 4. Captures the members of the enemy force. 5. Captures documents and equipment. 6. Safeguards captured documents, equipment, and personnel.

TASK: Conduct an Ambush (5-OPFOR-0007)

CONDITION: The enemy is moving in a convoy. The opposing forces (OPFOR) element is positioned along the enemy's route.

STANDARD: The OPFOR element inflicts casualties on the enemy and causes vehicle and equipment damage. 1. Prepares an ambush site before the element arrives. 2. Surprises march element forces. 3. Inflicts heavy casualties within the designated kill zone. 4. Inflicts heavy damage to vehicles and equipment within the designated kill zone. 5. Delays the march element from reaching a specified destination for a specified period of time. 6. Withdraws on order. 7. Sustains no casualties. 8. Reports actions to superiors.

ELEMENT: Company Headquarters

TASK: Manage Engineer Reconnaissance Operations (05-2-0410)
 (FM 5-170) (DA FORM 1248) (DA FORM 1249)
 (DA FORM 1250) (DA FORM 1251) (DA FORM 1252)
 (DA FORM 1711-R) (FM 5-170) (FM 5-34)

ITERATION: 1 2 3 4 5 (Circle)

COMMANDER/LEADER ASSESSMENT: T P U (Circle)

CONDITIONS: The engineer company is tasked to plan and direct an engineer reconnaissance of a designated area. The area is secure, but enemy contact is possible. Some iteration of training on this task is performed in MOPP 4. This task should not be trained in MOPP4.

TASK STANDARDS: The company plans and directs platoon reconnaissance missions to gather sufficient information to fulfill the reconnaissance objectives. The time required to prepare is increased when conducting this task in MOPP 4.

TASK STEPS AND PERFORMANCE MEASURES	GO	NO-GO
<ol style="list-style-type: none"> 1. The company plans the reconnaissance mission as defined in the battalion operation order (OPORD). <ol style="list-style-type: none"> a. Gathered supporting intelligence data (map products and aerial photos). b. Established reconnaissance objectives, main supply routes (MSRs), obstacle locations, general trafficability, decontamination points, and bivouac sites. c. Identified the platoon(s) to perform the mission(s). d. Established the time, distance, and size of the zone(s) or route(s) to reconnoiter. * 2. The company commander determines the reconnaissance method. <ol style="list-style-type: none"> a. Selected route reconnaissance when time was a critical factor. b. Selected zone reconnaissance when cross-country trafficability was important. c. Selected area reconnaissance when the mission required specific information about a defined area. An area reconnaissance is more thorough and time-consuming than a zone reconnaissance. * 3. The company commander briefs the platoon(s) on the reconnaissance mission(s), to include-- <ol style="list-style-type: none"> a. The objective of the reconnaissance. b. Area or route to cover. c. Methods of reconnaissance. d. Hasty or deliberate reconnaissance. e. Additional guidance (attention to fords, bridges, bivouac sites, and contaminated areas). f. Checkpoints (for progress reports, assistance, and communications checks). * 4. The element leader ensures unit members have the following minimum essential material to conduct the mission: <ol style="list-style-type: none"> a. A map of the area, overlay paper, a compass, and a tape measure. b. Appropriate Department of Army (DA) Forms 1248, 1249, 1250, 1251, 1252, and 1711-R. c. A radio (secure mode, communications check). 		

TASK STEPS AND PERFORMANCE MEASURES	GO	NO-GO
<p>* 5. The company operations noncommission officer (NCO) reviews the reconnaissance report(s).</p> <ul style="list-style-type: none"> a. Ensured that the platoon(s) accomplished the objective(s). b. Ensured that members recorded dimensions (in meters) on the overlay; for example, road width; bridges; overhead clearance; and constrictions to travel way, fords, tunnels, or underpasses. c. Ensured that members recorded and annotated critical terrain features and obstacles. Ensured the use of appropriate symbols on the overlay at their geographical location (slopes, curves, fords, ferries, bridges, reduction in travel way, and constrictions). d. Ensured that members used the appropriate symbols on the overlay at their geographical location (for example slopes, curves, fords, ferries, bridges, reduction in travel way, and constrictions). <p>* 6. The company operation NCO updates the company terrain analysis and overlay. Prepares to brief the commander on the results of the reconnaissance mission(s).</p> <p>* 7. The company commander briefs the battalion commander and staff on the mission(s). Submits all reports to the battalion Operations and Training Officer (US Army) (S3) within the time constraints.</p>		

TASK PERFORMANCE / EVALUATION SUMMARY BLOCK							
ITERATION	1	2	3	4	5		TOTAL
TOTAL TASK STEPS EVALUATED							
TOTAL TASK STEPS "GO"							
TRAINING STATUS "GO"/"NO-GO"							

"*" indicates a leader task step.

SUPPORTING INDIVIDUAL TASKS

Task Number	Task Title
052-196-2002	Determine the Radius of Curves
052-196-3035	Prepare an Engineer Reconnaissance Report
052-196-3065	Prepare a Route Reconnaissance Overlay
052-196-3150	Conduct Route Reconnaissance
071-326-5626	Prepare an Oral Operation Order

SUPPORTING COLLECTIVE TASKS

Task Number	Task Title
05-2-7008	Prepare an Operation Order (OPORD) (Company/Platoon)

OPFOR TASKS AND STANDARDS

TASK: Surrender to the Capturing Unit on the Battlefield (5-OPFOR-0024)

CONDITION: The enemy has captured the opposing forces (OPFOR) element's soldiers, documents, and equipment sensitive to the OPFOR tactical operations.

STANDARD: The OPFOR soldiers retain or destroy documents and equipment. The OPFOR element surrenders documents and equipment of no tactical use to the enemy and attempts to conceal or destroy items of tactical value. The OPFOR element attempts escape and evasion. 1. Prevents the successful capture of documents and equipment. 2. Destroys documents and equipment. 3. Removes identifying markings from equipment. 4. Removes unit-identifying insignia. 5. Provides misleading information. 6. Plans an escape. 7. Delays movement to the nearest collection point. 8. Prevents safeguarding of enemy prisoners of war (EPWs) in order to cause embarrassment to the United States (US).

TASK: Disrupt Movement (5-OPFOR-0014)

CONDITION: The enemy is expected to move through the opposing forces (OPFOR) element's area of operations. The OPFOR element has received an operation order (OPORD) or fragmentary order (FRAGO) to disrupt enemy movement. The enemy has the capability to defend with direct fire and antiarmor weapons.

STANDARD: The OPFOR element delays enemy movement. 1. Delays the element. 2. Forces the element to deviate from its route. 3. Prevents the element from reaching its destination. 4. Surprises the element's main body.

TASK: Defeat Obstacles (5-OPFOR-0009)

CONDITION: The opposing forces (OPFOR) element encounters an obstacle that blocks the avenue of approach as it advances upon the enemy forces.

STANDARD: The OPFOR element bypasses or breaches the enemy obstacle. 1. Detects the obstacle before halting its main body. 2. Defeats the obstacle. a. Bypasses the obstacle without entering the engagement areas. b. Breaches the obstacle within 45 minutes and passes its entire force through the obstacle. 3. Does not incur degradation to the point that the mission must be discontinued.

TASK: Conduct an Attack (5-OPFOR-0008)

CONDITION: The enemy is conducting tactical operations. The opposing forces (OPFOR) element receives orders to attack the enemy, the area of occupation, or the main supply route (MSR) with smoke.

STANDARD: The OPFOR element disrupts the enemy's movement and smoke operations. 1. Determines the delivery method of the smoke attack. 2. Locates the target. 3. Delivers the smoke attack downwind. 4. Attacks the enemy with smoke, and surge attacks when the enemy responds to the smoke.

TASK: Disrupt a Route Reconnaissance (5-OPFOR-0021)

CONDITION: The enemy is conducting a route reconnaissance. The opposing forces (OPFOR) element is positioned along the enemy's route.

STANDARD: The OPFOR element attempts to disrupt a squad/section conducting a route reconnaissance. 1. Prevents the unit from meeting its specified time schedule. 2. Forces the unit to deviate from its specified route. 3. Prevents the unit from reaching its assigned destination. 4. Surprises the squad/section. 5. Inflicts casualties on the unit.

TASK: Conduct Terrorist and Saboteur Attacks (5-OPFOR-0005)

CONDITION: The opposing forces (OPFOR) element dispatches small teams into the enemy's rear area to disrupt combat service support (CSS) operations.

STANDARD: The enemy sustains disrupted command and control (C2), destroyed equipment and supplies, and light casualties. 1. Locates rear support bases and C2 facilities. 2. Delays and disrupts CSS operations through probes. 3. Infiltrates CSS bases to conduct sabotage and terrorist activities. 4. Inflicts light casualties. 5. Destroys supplies and equipment.

TASK: Disrupt a Net Control Station (NCS) (5-OPFOR-0019)

CONDITION: The enemy has established a NCS. The opposing forces (OPFOR) element has radio and jamming equipment.

STANDARD: The OPFOR element attempts to disrupt an NCS. 1. Attempts to locate the radio frequency that the unit is operating on. 2. Attempts to enter the radio net. 3. Attempts to issue "bogus" orders to a unit on the net. 4. Jams the radio frequency and forces the unit to go to an alternate frequency.

TASK: Disrupt Construction of Vehicle Fighting Positions (5-OPFOR-0020)

CONDITION: The opposing forces (OPFOR) element has located the enemy. The priority intelligence requirements (PIR) and other intelligence obtained by OPFOR patrols indicate the enemy is constructing vehicle fighting positions within its defensive area. The OPFOR element has automatic and antiarmor weapons and light mortars.

STANDARD: The OPFOR element attempts to disrupt the enemy's efforts to establish vehicle fighting positions. 1. Locates the defensive area. 2. Surprises the main body. 3. Penetrates the defensive area with squad-size probes. 4. Inflicts casualties on the unit. 5. Destroys vehicles. 6. Disrupts the unit's preparations (prevents or delays beyond the unit's allotted time).

TASK: Conduct an Aerial Reconnaissance (5-OPFOR-0010)

CONDITION: The opposing forces (OPFOR) headquarters (HQ) element requires intelligence on the locations and identification of enemy elements. An aircraft is dispatched to take photographs and make a visual inspection of the enemy rear area.

STANDARD: The OPFOR element gathers photograph intelligence of the enemy. 1. Photographs the assigned sectors. 2. Makes quick visual checks where the ceiling is low. 3. Locates enemy positions in the area, particularly support and storage bases, and command and control (C2) facilities. 4. Sustains no loss of aircraft. 5. Reports priority intelligence requirements (PIR) and other information requirements to the OPFOR HQ.

TASK: Disrupt Defensive Preparations (5-OPFOR-0018)

CONDITION: The opposing forces (OPFOR) element has located the enemy. Priority intelligence requirements (PIR) and other intelligence requirements obtained by OPFOR patrols indicate that the enemy elements are establishing defensive positions. The OPFOR element has automatic and antiarmor weapons and light mortars.

STANDARD: The OPFOR element disrupts and delays the enemy's defensive preparations. 1. Locates and penetrates the enemy's security system. 2. Forces the enemy to delay defensive preparations. 3. Disrupts the enemy's obstacle preparations.

TASK: Disrupt Quarters Party Operations (5-OPFOR-0017)

CONDITION: The enemy is conducting quarters party operations. It has established an assembly area (AA) but has not moved in the main body.

STANDARD: The opposing forces (OPFOR) element attempts to disrupt quartering party operations and infiltrate the enemy's AA. 1. Locates the quartering party and the AA. 2. Surprises the main body. 3. Penetrates the AA with squad-size probes. 4. Inflicts personnel casualties and vehicle damage. 5. Disrupts the unit's preparations (prevents or delays beyond the unit's allotted time).

TASK: Disrupt Enemy Movement and Operations Using Persistent and Nonpersistent Chemical Weapons (5-OPFOR-0015)

CONDITION: The opposing forces (OPFOR) element has located the enemy. Priority intelligence requirements (PIR) and other intelligence requirements have been obtained by OPFOR patrols. The OPFOR units deliver chemical agents, by means of conventional artillery weapons or aircraft, along selected supply routes and key bases in the rear area.

STANDARD: The OPFOR element disrupts enemy movement and operations using persistent and nonpersistent chemical weapons. 1. Delivers chemical agents in low and densely wooded areas. 2. Delays the movement of enemy supplies and equipment to the forward areas. 3. Restricts the movement of the enemy units in the rear area. 4. Channels the movement of enemy units into predesignated ambush areas. 5. Contaminates enemy supplies and equipment. 6. Inflicts a high rate of casualties on enemy forces.

TASK: Disrupt Enemy Movement and Operations Using Tactical Nuclear Weapons (5-OPFOR-0016)

CONDITION: The opposing forces (OPFOR) element has located the enemy. Priority intelligence requirements (PIR) and other intelligence requirements have been obtained by OPFOR patrols. Tactical nuclear weapons are employed against key locations in the rear area.

STANDARD: The OPFOR element disrupts enemy movement and operations. 1. Disrupts or delays the movement of the enemy's equipment and supplies to the forward areas. 2. Destroys enemy equipment and supplies. 3. Inflicts a high rate of nuclear casualties among the enemy forces. 4. Denies the enemy the use of specified areas. 5. Contaminates the enemy's equipment and supplies.

TASK: Counter Passage of Lines (5-OPFOR-0012)

CONDITION: Enemy forces are in defensive positions, but they are expected to attempt passage-of-lines operations. The opposing forces (OPFOR) received orders to disrupt enemy passage-of-lines operations.

STANDARD: The OPFOR element delays or prevents enemy passage of lines. 1. Delays the passage. 2. Prevents the company from moving all personnel through the stationary unit. 3. Engages the main body of either the moving or the stationary unit.

TASK: Conduct a Raid (5-OPFOR-0004)

CONDITION: The opposing forces (OPFOR) element has occupied an objective rally point and has orders to conduct a raid on a combat service support (CSS) base.

STANDARD: The OPFOR element infiltrates the enemy's base and destroys all of the targets. 1. Surprises the enemy forces. 2. Assaults the support base and accomplishes the assigned tasks. 3. Destroys the specified equipment and supplies. 4. Avoids being decisively engaged. 5. Withdraws all personnel from the objective areas within the time prescribed. 6. Obtains all priority intelligence requirements (PIR) from the raid site. 7. Sustains only light casualties from enemy fire.

TASK: Conduct Sniper Operations (5-OPFOR-0006)

CONDITION: The opposing forces (OPFOR) element has assigned snipers (regular or irregular elements) in the enemy's rear area along the main supply route (MSR) and near support sites.

STANDARD: The OPFOR element kills or wounds targets. 1. Sets up a well-concealed location. 2. Engages vehicle drivers or personnel on foot with short bursts of semiautomatic fire. 3. Kills or wounds selected targets. 4. Prevents the position from being discovered by enemy forces. 5. Evacuates the area without being spotted. 6. Reports all specified priority intelligence requirements (PIR) and other intelligence requirements to the OPFOR headquarters (HQ).

TASK: Defend a Minefield (5-OPFOR-0023)

CONDITION: The enemy is conducting a minefield sweeping operation. The opposing forces (OPFOR) element has a minefield placed in the enemy's path. The minefield is under constant observation and fire.

STANDARD: The OPFOR element defends a minefield against an enemy element conducting a minefield sweeping operation. 1. Prevents the unit from detecting the obstacle. 2. Disrupts the minefield sweeping operation. 3. Prevents the unit from conducting the minefield sweeping operation, prevents the unit from moving all personnel through the breach or delays the completion of the minefield sweeping operation for more than 45 minutes.

TASK: Conduct Air Attacks (5-OPFOR-0002)

CONDITION: The opposing forces (OPFOR) element in the rear area has forwarded the positions of the enemy support sites or the locations of moving elements. The OPFOR aircraft have been dispatched to attack enemy installations or convoys.

STANDARD: The OPFOR element attempts to delay, disrupt, or damage the enemy targets by air. 1. Locates the target (support sites or convoys). 2. Makes attack runs on the designated targets. 3. Inflicts heavy damage to the selected target. 4. Sustains no loss of aircraft. 5. Delays moving the force for more than one hour.

TASK: Attack (5-OPFOR-0001)

CONDITION: The opposing forces (OPFOR) element has located the enemy. The priority intelligence requirements (PIR) and other intelligence requirements have been obtained by OPFOR patrols. The OPFOR element has automatic and antiarmor weapons and light mortars.

STANDARD: The OPFOR element attempts to seize the terrain, vehicles, or equipment. 1. Develops an attack plan. 2. Surprises the enemy unit's main body. 3. Initiates the attack using a scheme of maneuver that exploits the enemy's flanks, gaps, and weaknesses. 4. Uses covered and concealed routes to approach the enemy forces' flanks, gaps, or weakly held areas. 5. Employs indirect fire to support the attack. 6. Penetrates enemy defenses. 7. Destroys equipment and supplies. 8. Inflicts heavy casualties. 9. Isolates the combat service support (CSS) base by blocking reinforcements. 10. Forces enemy units to displace. 11. Avoids being fixed in one position. 12. Withdraws before the CSS base is reinforced with tactical combat forces.

TASK: Disrupt Assembly Area (AA) Activities (5-OPFOR-0013)

CONDITION: Intelligence reports indicate that platoon- and company-size enemy units are operating in the opposing forces (OPFOR) area of operations. Enemy units can defend from AAs with direct fire, antiarmor weapons, and indirect fire. The enemy has close air support (CAS) and nuclear, biological, and chemical (NBC) capabilities.

STANDARD: The OPFOR element locates and disrupts the enemy's AA activities. 1. Locates the element's AA. 2. Probes the AA with squad- or team-size elements. 3. Inflicts more than 5 percent casualties on the element. 4. Disrupts the element's preparations (prevents or delays beyond the element's allotted time).

TASK: Disrupt an Engineer Reconnaissance (5-OPFOR-0022)

CONDITION: The enemy is conducting an engineer reconnaissance. The opposing forces (OPFOR) element is positioned along the enemy's route.

STANDARD: The OPFOR element disrupts an engineer reconnaissance. 1. Prevents the unit from meeting its specified time schedule. 2. Forces the unit to deviate from its specified route. 3. Prevents the unit from accomplishing its assigned engineer reconnaissance. 4. Surprises the unit conducting the reconnaissance.

TASK: Conduct an Ambush (5-OPFOR-0007)

CONDITION: The enemy is moving in a convoy. The opposing forces (OPFOR) element is positioned along the enemy's route.

STANDARD: The OPFOR element inflicts casualties on the enemy and causes vehicle and equipment damage. 1. Prepares an ambush site before the element arrives. 2. Surprises march element forces. 3. Inflicts heavy casualties within the designated kill zone. 4. Inflicts heavy damage to vehicles and equipment within the designated kill zone. 5. Delays the march element from reaching a specified destination for a specified period of time. 6. Withdraws on order. 7. Sustains no casualties. 8. Reports actions to superiors.

TASK: Maintain Contact (5-OPFOR-0003)

CONDITION: The opposing forces (OPFOR) element is engaged with enemy base defense forces. The enemy forces are withdrawing under pressure.

STANDARD: The OPFOR element maintains enemy contact while the enemy withdraws. 1. Engages the enemy forces decisively. 2. Advances the OPFOR as the enemy forces withdraw. 3. Inflicts heavy casualties. 4. Captures the members of the enemy force. 5. Captures documents and equipment. 6. Safeguards captured documents, equipment, and personnel.

ELEMENTS: Company Headquarters
 Two Float Bridge Platoon Headquarters
 Four Bridge Sections
 Two Bridge Support Sections
 Support Platoon Headquarters
 Maintenance and Equipment Section
 Two Site Support Sections
 Augment

TASK: Conduct Report Procedures (05-2-1218)
 (FM 24-1) (FM 24-18) (FM 24-19)
 (FM 24-33) (FM 24-35) (FM 24-35-1)
 (FM 3-100) (FM 3-11) (FM 34-45)
 (FM 7-7)

ITERATION: 1 2 3 4 5 M (Circle)
COMMANDER/LEADER ASSESSMENT: T P U (Circle)

CONDITIONS: An element is conducting combat operations. Digital units have performed functionality checks, and systems are operational. Some iterations of this task should be performed in MOPP4.

TASK STANDARDS: The element submits reports, such as operational occurrence reports, spot reports (SPOTREPs), and shelling reports (SHELREPs) to higher headquarters (HQ) in a timely manner. Digital units send and receive reports using frequency-modulated (FM) or digital means. Reports should be in the correct format, as shown in this task, the appropriate field manual (FM), or the unit's standing operating procedure (SOP). The time required to perform this task is increased when conducting it in mission-oriented protection posture (MOPP) 4.

TASK STEPS AND PERFORMANCE MEASURES	GO	NO-GO
<p>* 1. Leaders submit the SPOTREP to higher HQ as required by the unit's SOP or the situation. NOTE: Digital units send reports through alert messaging using the Army Battle Command System (ABCS) according to the unit's tactical standing operating procedure (TACSOP).</p> <ul style="list-style-type: none"> a. Ensured that the SPOTREP included the size, activity, location, unit, time, and equipment (SALUTE). b. Dispatched the SPOTREP by the fastest means available; in a tactical situation, dispatched the SPOTREP within 5 minutes of receipt of the information. When necessary, the leaders submitted a partial report within the time constraints and updated it as additional information became available. <p>* 2. Leaders submit the SHELREP, the mortar bombing report (MORTREP), and the bombing report (BOMREP) to the next higher HQ. NOTE: The reports should include the following: The originating unit; the observer position; the direction; the time that the shelling began; the time that the shelling ended; the area that was bombed, shelled, rocketed, or mortared; the number and the nature of weapons and aircraft; the nature of fire (direct or indirect); the number, type, and caliber of shells, rockets, bombs, or mortar rounds; and the flash-to-bang time, the damage, and the angle of the fall or descent, as the time and the conditions permit.</p> <ul style="list-style-type: none"> a. Submitted the report within 30 minutes following the activity or consistent with the tactical situation. b. Submitted the report, even if it contained incomplete information. 		

TASK STEPS AND PERFORMANCE MEASURES	GO	NO-GO
<p>c. Ensured that the encryption conformed to the signal operation instructions (SOI).</p> <p>3. The radiotelephone operator (RATELO) submits a meaoning, intrusion, jamming, and interference (MIJI) report to the net control station (NCS) within 10 minutes of notification of the activity. The report contains the following information:</p> <ul style="list-style-type: none"> a. Item 1, the MIJI. When transmitting over nonsecure communications, encrypt the numerals 022. b. Item 2, the type of interference. When transmitting over nonsecure communications, encrypt the following numerals for the interference: meaoning - 1, intrusion - 2, jamming - 3, interference - 4. c. Item 3, the instrument affected. When transmitting over nonsecure communications, encrypt the following numerals for the instrument affected: radio - 1, radar - 2, navigational aid - 3, satellite - 4, electro-optics - 5. d. Item 4, the frequency or the channel affected. When transmitting over nonsecure communications, encrypt the affected frequency. e. Item 5, complete the call sign of the affected station operator (for secure and nonsecure communications). f. Item 6, complete the grid coordinates of the affected station. When transmitting by nonsecure means, encrypt the coordinates. <p>* 4. Leaders submit all operational occurrence reports as soon as the tactical situation permits. The information includes the--</p> <ul style="list-style-type: none"> a. Line of departure (LD) crossing. b. Checkpoint arrival times. c. Rally point (RP) arrival time. d. Logistics report. e. Intelligence report. <p>* 5. Leaders submit both verbal and written patrol reports as required by the unit's SOP. The report includes--</p> <ul style="list-style-type: none"> a. The designation of the patrol. b. The date. c. The unit receiving the report. d. The name of the person submitting the report. e. The size and composition of the patrol. f. The mission. g. The departure and return times. h. The routes out and back. i. A terrain description, to include the-- <ul style="list-style-type: none"> (1) Type of terrain, such as dry, swamp, jungle, thickly wooded, high brush, or rocky. (2) Deepness of the ravines and the draws. (3) Size, type, strength, and condition of the bridges. (4) Effect on armored and wheeled vehicles. j. Data on the enemy, to include the-- <ul style="list-style-type: none"> (1) Strength. (2) Disposition. (3) Condition of the defense. (4) Equipment and weapons. (5) Morale of the personnel. (6) Exact location. (7) Shift in disposition. 		

TASK STEPS AND PERFORMANCE MEASURES	GO	NO-GO
<p>(8) Time that the activity was observed and the coordinates where the activity occurred.</p> <p>k. Any map corrections.</p> <p>l. Any miscellaneous information, including aspects of nuclear, biological, chemical (NBC) warfare.</p> <p>m. The outcome of previous enemy encounters, to include the--</p> <p>(1) Enemy prisoners and their disposition.</p> <p>(2) Identification of enemy personnel.</p> <p>(3) Enemy casualties.</p> <p>(4) Captured documents and equipment.</p> <p>n. The condition of the patrol, including the disposition of the dead or wounded.</p> <p>o. Conclusions and recommendations. Include what was accomplished and any recommendations regarding the patrol equipment and tactics.</p> <p>p. The signature, grade or rank, and organization or unit of the patrol leader.</p> <p>q. Additional remarks by the interrogator and the interrogator's signature.</p> <p>* 6. Leaders submit an NBC 1 report.</p> <p>a. Submitted the initial NBC 1 (within 5 minutes of the activity) and follow-up reports to the unit's HQ.</p> <p>b. Submitted the most accurate information possible, using the most secure means available (by flash precedence for the initial burst and immediate precedence for subsequent attacks).</p> <p>* 7. Leaders submit an NBC 4 report.</p> <p>a. Submitted the report to the unit HQ.</p> <p>b. Submitted the most accurate information possible, using the most secure means available.</p> <p>8. Leaders submit a generic report.</p> <p>Note: General reports are considered to be any report not covered in above outline.</p> <p>a. Submitted reports in accordance with unit SOP's.</p> <p>b. Sent reports in correct formats.</p> <p>c. Reported information to appropriate levels by the fastest means possible.</p>		

TASK PERFORMANCE / EVALUATION SUMMARY BLOCK							
ITERATION	1	2	3	4	5	M	TOTAL
TOTAL TASK STEPS EVALUATED							
TOTAL TASK STEPS "GO"							
TRAINING STATUS "GO"/"NO-GO"							

"*" indicates a leader task step.

SUPPORTING INDIVIDUAL TASKS

Task Number	Task Title
071-326-5626	Prepare an Oral Operation Order

SUPPORTING COLLECTIVE TASKS

Task Number	Task Title
05-2-1380	Identify Terrain Information Requirements
05-2-1383	Disseminate Terrain Information (Products)

OPFOR TASKS AND STANDARDS

TASK: Surrender to the Capturing Unit on the Battlefield (5-OPFOR-0024)

CONDITION: The enemy has captured the opposing forces (OPFOR) element's soldiers, documents, and equipment sensitive to the OPFOR tactical operations.

STANDARD: The OPFOR soldiers retain or destroy documents and equipment. The OPFOR element surrenders documents and equipment of no tactical use to the enemy and attempts to conceal or destroy items of tactical value. The OPFOR element attempts escape and evasion. 1. Prevents the successful capture of documents and equipment. 2. Destroys documents and equipment. 3. Removes identifying markings from equipment. 4. Removes unit-identifying insignia. 5. Provides misleading information. 6. Plans an escape. 7. Delays movement to the nearest collection point. 8. Prevents safeguarding of enemy prisoners of war (EPWs) in order to cause embarrassment to the United States (US).

TASK: Disrupt a Route Reconnaissance (5-OPFOR-0021)

CONDITION: The enemy is conducting a route reconnaissance. The opposing forces (OPFOR) element is positioned along the enemy's route.

STANDARD: The OPFOR element attempts to disrupt a squad/section conducting a route reconnaissance. 1. Prevents the unit from meeting its specified time schedule. 2. Forces the unit to deviate from its specified route. 3. Prevents the unit from reaching its assigned destination. 4. Surprises the squad/section. 5. Inflicts casualties on the unit.

TASK: Defeat Obstacles (5-OPFOR-0009)

CONDITION: The opposing forces (OPFOR) element encounters an obstacle that blocks the avenue of approach as it advances upon the enemy forces.

STANDARD: The OPFOR element bypasses or breaches the enemy obstacle. 1. Detects the obstacle before halting its main body. 2. Defeats the obstacle. a. Bypasses the obstacle without entering the engagement areas. b. Breaches the obstacle within 45 minutes and passes its entire force through the obstacle. 3. Does not incur degradation to the point that the mission must be discontinued.

TASK: Conduct an Attack (5-OPFOR-0008)

CONDITION: The enemy is conducting tactical operations. The opposing forces (OPFOR) element receives orders to attack the enemy, the area of occupation, or the main supply route (MSR) with smoke.

STANDARD: The OPFOR element disrupts the enemy's movement and smoke operations. 1. Determines the delivery method of the smoke attack. 2. Locates the target. 3. Delivers the smoke attack downwind. 4. Attacks the enemy with smoke, and surge attacks when the enemy responds to the smoke.

TASK: Disrupt a Net Control Station (NCS) (5-OPFOR-0019)

CONDITION: The enemy has established a NCS. The opposing forces (OPFOR) element has radio and jamming equipment.

STANDARD: The OPFOR element attempts to disrupt an NCS. 1. Attempts to locate the radio frequency that the unit is operating on. 2. Attempts to enter the radio net. 3. Attempts to issue "bogus" orders to a unit on the net. 4. Jams the radio frequency and forces the unit to go to an alternate frequency.

TASK: Disrupt Construction of Vehicle Fighting Positions (5-OPFOR-0020)

CONDITION: The opposing forces (OPFOR) element has located the enemy. The priority intelligence requirements (PIR) and other intelligence obtained by OPFOR patrols indicate the enemy is constructing vehicle fighting positions within its defensive area. The OPFOR element has automatic and antiarmor weapons and light mortars.

STANDARD: The OPFOR element attempts to disrupt the enemy's efforts to establish vehicle fighting positions. 1. Locates the defensive area. 2. Surprises the main body. 3. Penetrates the defensive area with squad-size probes. 4. Inflicts casualties on the unit. 5. Destroys vehicles. 6. Disrupts the unit's preparations (prevents or delays beyond the unit's allotted time).

TASK: Disrupt an Engineer Reconnaissance (5-OPFOR-0022)

CONDITION: The enemy is conducting an engineer reconnaissance. The opposing forces (OPFOR) element is positioned along the enemy's route.

STANDARD: The OPFOR element disrupts an engineer reconnaissance. 1. Prevents the unit from meeting its specified time schedule. 2. Forces the unit to deviate from its specified route. 3. Prevents the unit from accomplishing its assigned engineer reconnaissance. 4. Surprises the unit conducting the reconnaissance.

TASK: Conduct an Aerial Reconnaissance (5-OPFOR-0010)

CONDITION: The opposing forces (OPFOR) headquarters (HQ) element requires intelligence on the locations and identification of enemy elements. An aircraft is dispatched to take photographs and make a visual inspection of the enemy rear area.

STANDARD: The OPFOR element gathers photograph intelligence of the enemy. 1. Photographs the assigned sectors. 2. Makes quick visual checks where the ceiling is low. 3. Locates enemy positions in the area, particularly support and storage bases, and command and control (C2) facilities. 4. Sustains no loss of aircraft. 5. Reports priority intelligence requirements (PIR) and other information requirements to the OPFOR HQ.

TASK: Conduct Terrorist and Saboteur Attacks (5-OPFOR-0005)

CONDITION: The opposing forces (OPFOR) element dispatches small teams into the enemy's rear area to disrupt combat service support (CSS) operations.

STANDARD: The enemy sustains disrupted command and control (C2), destroyed equipment and supplies, and light casualties. 1. Locates rear support bases and C2 facilities. 2. Delays and disrupts CSS operations through probes. 3. Infiltrates CSS bases to conduct sabotage and terrorist activities. 4. Inflicts light casualties. 5. Destroys supplies and equipment.

TASK: Disrupt Defensive Preparations (5-OPFOR-0018)

CONDITION: The opposing forces (OPFOR) element has located the enemy. Priority intelligence requirements (PIR) and other intelligence requirements obtained by OPFOR patrols indicate that the enemy elements are establishing defensive positions. The OPFOR element has automatic and antiarmor weapons and light mortars.

STANDARD: The OPFOR element disrupts and delays the enemy's defensive preparations. 1. Locates and penetrates the enemy's security system. 2. Forces the enemy to delay defensive preparations. 3. Disrupts the enemy's obstacle preparations.

TASK: Disrupt Quartering Party Operations (5-OPFOR-0017)

CONDITION: The enemy is conducting quartering party operations. It has established an assembly area (AA) but has not moved in the main body.

STANDARD: The opposing forces (OPFOR) element attempts to disrupt quartering party operations and infiltrate the enemy's AA. 1. Locates the quartering party and the AA. 2. Surprises the main body. 3. Penetrates the AA with squad-size probes. 4. Inflicts personnel casualties and vehicle damage. 5. Disrupts the unit's preparations (prevents or delays beyond the unit's allotted time).

TASK: Disrupt Enemy Movement and Operations Using Tactical Nuclear Weapons (5-OPFOR-0016)

CONDITION: The opposing forces (OPFOR) element has located the enemy. Priority intelligence requirements (PIR) and other intelligence requirements have been obtained by OPFOR patrols. Tactical nuclear weapons are employed against key locations in the rear area.

STANDARD: The OPFOR element disrupts enemy movement and operations. 1. Disrupts or delays the movement of the enemy's equipment and supplies to the forward areas. 2. Destroys enemy equipment and supplies. 3. Inflicts a high rate of nuclear casualties among the enemy forces. 4. Denies the enemy the use of specified areas. 5. Contaminates the enemy's equipment and supplies.

TASK: Disrupt Enemy Movement and Operations Using Persistent and Nonpersistent Chemical Weapons (5-OPFOR-0015)

CONDITION: The opposing forces (OPFOR) element has located the enemy. Priority intelligence requirements (PIR) and other intelligence requirements have been obtained by OPFOR patrols. The OPFOR units deliver chemical agents, by means of conventional artillery weapons or aircraft, along selected supply routes and key bases in the rear area.

STANDARD: The OPFOR element disrupts enemy movement and operations using persistent and nonpersistent chemical weapons. 1. Delivers chemical agents in low and densely wooded areas. 2. Delays the movement of enemy supplies and equipment to the forward areas. 3. Restricts the movement of the enemy units in the rear area. 4. Channels the movement of enemy units into predesignated ambush areas. 5. Contaminates enemy supplies and equipment. 6. Inflicts a high rate of casualties on enemy forces.

TASK: Disrupt Movement (5-OPFOR-0014)

CONDITION: The enemy is expected to move through the opposing forces (OPFOR) element's area of operations. The OPFOR element has received an operation order (OPORD) or fragmentary order (FRAGO) to disrupt enemy movement. The enemy has the capability to defend with direct fire and antiarmor weapons.

STANDARD: The OPFOR element delays enemy movement. 1. Delays the element. 2. Forces the element to deviate from its route. 3. Prevents the element from reaching its destination. 4. Surprises the element's main body.

TASK: Counter Passage of Lines (5-OPFOR-0012)

CONDITION: Enemy forces are in defensive positions, but they are expected to attempt passage-of-lines operations. The opposing forces (OPFOR) received orders to disrupt enemy passage-of-lines operations.

STANDARD: The OPFOR element delays or prevents enemy passage of lines. 1. Delays the passage. 2. Prevents the company from moving all personnel through the stationary unit. 3. Engages the main body of either the moving or the stationary unit.

TASK: Conduct Sniper Operations (5-OPFOR-0006)

CONDITION: The opposing forces (OPFOR) element has assigned snipers (regular or irregular elements) in the enemy's rear area along the main supply route (MSR) and near support sites.

STANDARD: The OPFOR element kills or wounds targets. 1. Sets up a well-concealed location. 2. Engages vehicle drivers or personnel on foot with short bursts of semiautomatic fire. 3. Kills or wounds selected targets. 4. Prevents the position from being discovered by enemy forces. 5. Evacuates the area without being spotted. 6. Reports all specified priority intelligence requirements (PIR) and other intelligence requirements to the OPFOR headquarters (HQ).

TASK: Conduct Air Attacks (5-OPFOR-0002)

CONDITION: The opposing forces (OPFOR) element in the rear area has forwarded the positions of the enemy support sites or the locations of moving elements. The OPFOR aircraft have been dispatched to attack enemy installations or convoys.

STANDARD: The OPFOR element attempts to delay, disrupt, or damage the enemy targets by air. 1. Locates the target (support sites or convoys). 2. Makes attack runs on the designated targets. 3. Inflicts heavy damage to the selected target. 4. Sustains no loss of aircraft. 5. Delays moving the force for more than one hour.

TASK: Attack (5-OPFOR-0001)

CONDITION: The opposing forces (OPFOR) element has located the enemy. The priority intelligence requirements (PIR) and other intelligence requirements have been obtained by OPFOR patrols. The OPFOR element has automatic and antiarmor weapons and light mortars.

STANDARD: The OPFOR element attempts to seize the terrain, vehicles, or equipment. 1. Develops an attack plan. 2. Surprises the enemy unit's main body. 3. Initiates the attack using a scheme of maneuver that exploits the enemy's flanks, gaps, and weaknesses. 4. Uses covered and concealed routes to approach the enemy forces' flanks, gaps, or weakly held areas. 5. Employs indirect fire to support the attack. 6. Penetrates enemy defenses. 7. Destroys equipment and supplies. 8. Inflicts heavy casualties. 9. Isolates the combat service support (CSS) base by blocking reinforcements. 10. Forces enemy units to displace. 11. Avoids being fixed in one position. 12. Withdraws before the CSS base is reinforced with tactical combat forces.

TASK: Conduct a Raid (5-OPFOR-0004)

CONDITION: The opposing forces (OPFOR) element has occupied an objective rally point and has orders to conduct a raid on a combat service support (CSS) base.

STANDARD: The OPFOR element infiltrates the enemy's base and destroys all of the targets. 1. Surprises the enemy forces. 2. Assaults the support base and accomplishes the assigned tasks. 3. Destroys the specified equipment and supplies. 4. Avoids being decisively engaged. 5. Withdraws all personnel from the objective areas within the time prescribed. 6. Obtains all priority intelligence requirements (PIR) from the raid site. 7. Sustains only light casualties from enemy fire.

TASK: Defend a Minefield (5-OPFOR-0023)

CONDITION: The enemy is conducting a minefield sweeping operation. The opposing forces (OPFOR) element has a minefield placed in the enemy's path. The minefield is under constant observation and fire.

STANDARD: The OPFOR element defends a minefield against an enemy element conducting a minefield sweeping operation. 1. Prevents the unit from detecting the obstacle. 2. Disrupts the minefield sweeping operation. 3. Prevents the unit from conducting the minefield sweeping operation, prevents the unit from moving all personnel through the breach or delays the completion of the minefield sweeping operation for more than 45 minutes.

TASK: Disrupt Assembly Area (AA) Activities (5-OPFOR-0013)

CONDITION: Intelligence reports indicate that platoon- and company-size enemy units are operating in the opposing forces (OPFOR) area of operations. Enemy units can defend from AAs with direct fire, antiarmor weapons, and indirect fire. The enemy has close air support (CAS) and nuclear, biological, and chemical (NBC) capabilities.

STANDARD: The OPFOR element locates and disrupts the enemy's AA activities. 1. Locates the element's AA. 2. Probes the AA with squad- or team-size elements. 3. Inflicts more than 5 percent casualties on the element. 4. Disrupts the element's preparations (prevents or delays beyond the element's allotted time).

TASK: Conduct an Ambush (5-OPFOR-0007)

CONDITION: The enemy is moving in a convoy. The opposing forces (OPFOR) element is positioned along the enemy's route.

STANDARD: The OPFOR element inflicts casualties on the enemy and causes vehicle and equipment damage. 1. Prepares an ambush site before the element arrives. 2. Surprises march element forces. 3. Inflicts heavy casualties within the designated kill zone. 4. Inflicts heavy damage to vehicles and equipment within the designated kill zone. 5. Delays the march element from reaching a specified destination for a specified period of time. 6. Withdraws on order. 7. Sustains no casualties. 8. Reports actions to superiors.

TASK: Maintain Contact (5-OPFOR-0003)

CONDITION: The opposing forces (OPFOR) element is engaged with enemy base defense forces. The enemy forces are withdrawing under pressure.

STANDARD: The OPFOR element maintains enemy contact while the enemy withdraws. 1. Engages the enemy forces decisively. 2. Advances the OPFOR as the enemy forces withdraw. 3. Inflicts heavy casualties. 4. Captures the members of the enemy force. 5. Captures documents and equipment. 6. Safeguards captured documents, equipment, and personnel.

ELEMENTS: Company Headquarters
 Two Float Bridge Platoon Headquarters
 Support Platoon Headquarters

TASK: Prepare an Operation Order (OPORD) (Company/Platoon) (05-2-7008)
 (FM 5-71-2) (FM 5-34)

ITERATION: 1 2 3 4 5 M (Circle)

COMMANDER/LEADER ASSESSMENT: T P U (Circle)

CONDITIONS: A company is performing tactical operations. The company receives a new mission that requires the preparation of an OPORD. Digital units have performed functionality checks, and systems are operational. The unit is linked to the task force (TF) tactical operations center (TOC). Some iterations of this task should be performed in MOPP4.

TASK STANDARDS: The OPORD follows the commander's intent, is understandable, and contains all of the information necessary to accomplish the mission. Digital units send and receive orders and reports using frequency-modulated (FM) or digital means. The time required to perform this task is increased when conducting it in mission-oriented protection posture (MOPP) 4.

TASK STEPS AND PERFORMANCE MEASURES	GO	NO-GO
<p>* 1. The element leader writes an OPORD following the five-paragraph format. NOTE: Digital units write and disseminate the OPORD using the Army Battle Command System (ABCS), perform collaborative planning, and submit orders/requests and reports according to the unit's tactical standing operating procedure (TACSOP).</p> <ul style="list-style-type: none"> a. Ensured that the situation paragraph contained information about the enemy forces, friendly forces, attachments, and detachments. b. Stated the mission clearly. Included who, what, when, where, and why. c. Ensured that the execution paragraph included the commander's intent, the subordinate unit's instructions, and coordinating instructions. <p>NOTE: Address any environmental considerations in the coordinating instructions. Include specific measures to minimize environmental damage.</p> <ul style="list-style-type: none"> d. Ensured that the service support paragraph contained combat service support (CSS) and unit support instructions. If the paragraph was too long, used an annex. Otherwise, used the following paragraph sample format: <ul style="list-style-type: none"> (1) Material and services. (2) Medical. (3) Personnel. (4) Civil military. (5) As necessary. e. Ensured that the command and signal paragraphs specified the command post (CP) locations for supporting the units and gave the instructions for coordinating and establishing communications by different means (digital and FM). <p>* 2. The element leader ensures that the necessary information is included and briefed to the subordinate elements.</p> <p>* 3. The element leader ensures that the order is disseminated or briefed in time to satisfy the one-third/two-third rule (allowing subordinates two-thirds of the available time).</p>		

TASK PERFORMANCE / EVALUATION SUMMARY BLOCK							
ITERATION	1	2	3	4	5	M	TOTAL
TOTAL TASK STEPS EVALUATED							
TOTAL TASK STEPS "GO"							
TRAINING STATUS "GO"/"NO-GO"							

"*" indicates a leader task step.

SUPPORTING INDIVIDUAL TASKS

Task Number	Task Title
071-326-5626	Prepare an Oral Operation Order

SUPPORTING COLLECTIVE TASKS

Task Number	Task Title
05-1-1389	Identify Topographic Support Requirements
05-1-1391	Request a Standard Topographic Product
05-1-1393	Request Nonstandard Topographic Products
05-2-1380	Identify Terrain Information Requirements
05-4-1372	Disseminate Terrain Information Product
05-4-1376	Perform Topographic Collection Effort
05-6-0088	Coordinate Topographic Operations

OPFOR TASKS AND STANDARDS

TASK: Defeat Obstacles (5-OPFOR-0009)

CONDITION: The opposing forces (OPFOR) element encounters an obstacle that blocks the avenue of approach as it advances upon the enemy forces.

STANDARD: The OPFOR element bypasses or breaches the enemy obstacle. 1. Detects the obstacle before halting its main body. 2. Defeats the obstacle. a. Bypasses the obstacle without entering the engagement areas. b. Breaches the obstacle within 45 minutes and passes its entire force through the obstacle. 3. Does not incur degradation to the point that the mission must be discontinued.

TASK: Conduct an Attack (5-OPFOR-0008)

CONDITION: The enemy is conducting tactical operations. The opposing forces (OPFOR) element receives orders to attack the enemy, the area of occupation, or the main supply route (MSR) with smoke.

STANDARD: The OPFOR element disrupts the enemy's movement and smoke operations. 1. Determines the delivery method of the smoke attack. 2. Locates the target. 3. Delivers the smoke attack downwind. 4. Attacks the enemy with smoke, and surge attacks when the enemy responds to the smoke.

TASK: Disrupt a Net Control Station (NCS) (5-OPFOR-0019)

CONDITION: The enemy has established a NCS. The opposing forces (OPFOR) element has radio and jamming equipment.

STANDARD: The OPFOR element attempts to disrupt an NCS. 1. Attempts to locate the radio frequency that the unit is operating on. 2. Attempts to enter the radio net. 3. Attempts to issue "bogus" orders to a unit on the net. 4. Jams the radio frequency and forces the unit to go to an alternate frequency.

TASK: Disrupt Construction of Vehicle Fighting Positions (5-OPFOR-0020)

CONDITION: The opposing forces (OPFOR) element has located the enemy. The priority intelligence requirements (PIR) and other intelligence obtained by OPFOR patrols indicate the enemy is constructing vehicle fighting positions within its defensive area. The OPFOR element has automatic and antiarmor weapons and light mortars.

STANDARD: The OPFOR element attempts to disrupt the enemy's efforts to establish vehicle fighting positions. 1. Locates the defensive area. 2. Surprises the main body. 3. Penetrates the defensive area with squad-size probes. 4. Inflicts casualties on the unit. 5. Destroys vehicles. 6. Disrupts the unit's preparations (prevents or delays beyond the unit's allotted time).

TASK: Disrupt an Engineer Reconnaissance (5-OPFOR-0022)

CONDITION: The enemy is conducting an engineer reconnaissance. The opposing forces (OPFOR) element is positioned along the enemy's route.

STANDARD: The OPFOR element disrupts an engineer reconnaissance. 1. Prevents the unit from meeting its specified time schedule. 2. Forces the unit to deviate from its specified route. 3. Prevents the unit from accomplishing its assigned engineer reconnaissance. 4. Surprises the unit conducting the reconnaissance.

TASK: Conduct an Aerial Reconnaissance (5-OPFOR-0010)

CONDITION: The opposing forces (OPFOR) headquarters (HQ) element requires intelligence on the locations and identification of enemy elements. An aircraft is dispatched to take photographs and make a visual inspection of the enemy rear area.

STANDARD: The OPFOR element gathers photograph intelligence of the enemy. 1. Photographs the assigned sectors. 2. Makes quick visual checks where the ceiling is low. 3. Locates enemy positions in the area, particularly support and storage bases, and command and control (C2) facilities. 4. Sustains no loss of aircraft. 5. Reports priority intelligence requirements (PIR) and other information requirements to the OPFOR HQ.

TASK: Conduct Terrorist and Saboteur Attacks (5-OPFOR-0005)

CONDITION: The opposing forces (OPFOR) element dispatches small teams into the enemy's rear area to disrupt combat service support (CSS) operations.

STANDARD: The enemy sustains disrupted command and control (C2), destroyed equipment and supplies, and light casualties. 1. Locates rear support bases and C2 facilities. 2. Delays and disrupts CSS operations through probes. 3. Infiltrates CSS bases to conduct sabotage and terrorist activities. 4. Inflicts light casualties. 5. Destroys supplies and equipment.

TASK: Disrupt Defensive Preparations (5-OPFOR-0018)

CONDITION: The opposing forces (OPFOR) element has located the enemy. Priority intelligence requirements (PIR) and other intelligence requirements obtained by OPFOR patrols indicate that the enemy elements are establishing defensive positions. The OPFOR element has automatic and antiarmor weapons and light mortars.

STANDARD: The OPFOR element disrupts and delays the enemy's defensive preparations. 1. Locates and penetrates the enemy's security system. 2. Forces the enemy to delay defensive preparations. 3. Disrupts the enemy's obstacle preparations.

TASK: Disrupt Quartering Party Operations (5-OPFOR-0017)

CONDITION: The enemy is conducting quartering party operations. It has established an assembly area (AA) but has not moved in the main body.

STANDARD: The opposing forces (OPFOR) element attempts to disrupt quartering party operations and infiltrate the enemy's AA. 1. Locates the quartering party and the AA. 2. Surprises the main body. 3. Penetrates the AA with squad-size probes. 4. Inflicts personnel casualties and vehicle damage. 5. Disrupts the unit's preparations (prevents or delays beyond the unit's allotted time).

TASK: Disrupt Enemy Movement and Operations Using Tactical Nuclear Weapons (5-OPFOR-0016)

CONDITION: The opposing forces (OPFOR) element has located the enemy. Priority intelligence requirements (PIR) and other intelligence requirements have been obtained by OPFOR patrols. Tactical nuclear weapons are employed against key locations in the rear area.

STANDARD: The OPFOR element disrupts enemy movement and operations. 1. Disrupts or delays the movement of the enemy's equipment and supplies to the forward areas. 2. Destroys enemy equipment and supplies. 3. Inflicts a high rate of nuclear casualties among the enemy forces. 4. Denies the enemy the use of specified areas. 5. Contaminates the enemy's equipment and supplies.

TASK: Disrupt Enemy Movement and Operations Using Persistent and Nonpersistent Chemical Weapons (5-OPFOR-0015)

CONDITION: The opposing forces (OPFOR) element has located the enemy. Priority intelligence requirements (PIR) and other intelligence requirements have been obtained by OPFOR patrols. The OPFOR units deliver chemical agents, by means of conventional artillery weapons or aircraft, along selected supply routes and key bases in the rear area.

STANDARD: The OPFOR element disrupts enemy movement and operations using persistent and nonpersistent chemical weapons. 1. Delivers chemical agents in low and densely wooded areas. 2. Delays the movement of enemy supplies and equipment to the forward areas. 3. Restricts the movement of the enemy units in the rear area. 4. Channels the movement of enemy units into predesignated ambush areas. 5. Contaminates enemy supplies and equipment. 6. Inflicts a high rate of casualties on enemy forces.

TASK: Disrupt Movement (5-OPFOR-0014)

CONDITION: The enemy is expected to move through the opposing forces (OPFOR) element's area of operations. The OPFOR element has received an operation order (OPORD) or fragmentary order (FRAGO) to disrupt enemy movement. The enemy has the capability to defend with direct fire and antiarmor weapons.

STANDARD: The OPFOR element delays enemy movement. 1. Delays the element. 2. Forces the element to deviate from its route. 3. Prevents the element from reaching its destination. 4. Surprises the element's main body.

TASK: Counter Passage of Lines (5-OPFOR-0012)

CONDITION: Enemy forces are in defensive positions, but they are expected to attempt passage-of-lines operations. The opposing forces (OPFOR) received orders to disrupt enemy passage-of-lines operations.

STANDARD: The OPFOR element delays or prevents enemy passage of lines. 1. Delays the passage. 2. Prevents the company from moving all personnel through the stationary unit. 3. Engages the main body of either the moving or the stationary unit.

TASK: Conduct Sniper Operations (5-OPFOR-0006)

CONDITION: The opposing forces (OPFOR) element has assigned snipers (regular or irregular elements) in the enemy's rear area along the main supply route (MSR) and near support sites.

STANDARD: The OPFOR element kills or wounds targets. 1. Sets up a well-concealed location. 2. Engages vehicle drivers or personnel on foot with short bursts of semiautomatic fire. 3. Kills or wounds selected targets. 4. Prevents the position from being discovered by enemy forces. 5. Evacuates the area without being spotted. 6. Reports all specified priority intelligence requirements (PIR) and other intelligence requirements to the OPFOR headquarters (HQ).

TASK: Conduct Air Attacks (5-OPFOR-0002)

CONDITION: The opposing forces (OPFOR) element in the rear area has forwarded the positions of the enemy support sites or the locations of moving elements. The OPFOR aircraft have been dispatched to attack enemy installations or convoys.

STANDARD: The OPFOR element attempts to delay, disrupt, or damage the enemy targets by air. 1. Locates the target (support sites or convoys). 2. Makes attack runs on the designated targets. 3. Inflicts heavy damage to the selected target. 4. Sustains no loss of aircraft. 5. Delays moving the force for more than one hour.

TASK: Attack (5-OPFOR-0001)

CONDITION: The opposing forces (OPFOR) element has located the enemy. The priority intelligence requirements (PIR) and other intelligence requirements have been obtained by OPFOR patrols. The OPFOR element has automatic and antiarmor weapons and light mortars.

STANDARD: The OPFOR element attempts to seize the terrain, vehicles, or equipment. 1. Develops an attack plan. 2. Surprises the enemy unit's main body. 3. Initiates the attack using a scheme of maneuver that exploits the enemy's flanks, gaps, and weaknesses. 4. Uses covered and concealed routes to approach the enemy forces' flanks, gaps, or weakly held areas. 5. Employs indirect fire to support the attack. 6. Penetrates enemy defenses. 7. Destroys equipment and supplies. 8. Inflicts heavy casualties. 9. Isolates the combat service support (CSS) base by blocking reinforcements. 10. Forces enemy units to displace. 11. Avoids being fixed in one position. 12. Withdraws before the CSS base is reinforced with tactical combat forces.

TASK: Surrender to the Capturing Unit on the Battlefield (5-OPFOR-0024)

CONDITION: The enemy has captured the opposing forces (OPFOR) element's soldiers, documents, and equipment sensitive to the OPFOR tactical operations.

STANDARD: The OPFOR soldiers retain or destroy documents and equipment. The OPFOR element surrenders documents and equipment of no tactical use to the enemy and attempts to conceal or destroy items of tactical value. The OPFOR element attempts escape and evasion. 1. Prevents the successful capture of documents and equipment. 2. Destroys documents and equipment. 3. Removes identifying markings from equipment. 4. Removes unit-identifying insignia. 5. Provides misleading information. 6. Plans an escape. 7. Delays movement to the nearest collection point. 8. Prevents safeguarding of enemy prisoners of war (EPWs) in order to cause embarrassment to the United States (US).

TASK: Conduct a Raid (5-OPFOR-0004)

CONDITION: The opposing forces (OPFOR) element has occupied an objective rally point and has orders to conduct a raid on a combat service support (CSS) base.

STANDARD: The OPFOR element infiltrates the enemy's base and destroys all of the targets. 1. Surprises the enemy forces. 2. Assaults the support base and accomplishes the assigned tasks. 3. Destroys the specified equipment and supplies. 4. Avoids being decisively engaged. 5. Withdraws all personnel from the objective areas within the time prescribed. 6. Obtains all priority intelligence requirements (PIR) from the raid site. 7. Sustains only light casualties from enemy fire.

TASK: Defend a Minefield (5-OPFOR-0023)

CONDITION: The enemy is conducting a minefield sweeping operation. The opposing forces (OPFOR) element has a minefield placed in the enemy's path. The minefield is under constant observation and fire.

STANDARD: The OPFOR element defends a minefield against an enemy element conducting a minefield sweeping operation. 1. Prevents the unit from detecting the obstacle. 2. Disrupts the minefield sweeping operation. 3. Prevents the unit from conducting the minefield sweeping operation, prevents the unit from moving all personnel through the breach or delays the completion of the minefield sweeping operation for more than 45 minutes.

TASK: Disrupt Assembly Area (AA) Activities (5-OPFOR-0013)

CONDITION: Intelligence reports indicate that platoon- and company-size enemy units are operating in the opposing forces (OPFOR) area of operations. Enemy units can defend from AAs with direct fire, antiarmor weapons, and indirect fire. The enemy has close air support (CAS) and nuclear, biological, and chemical (NBC) capabilities.

STANDARD: The OPFOR element locates and disrupts the enemy's AA activities. 1. Locates the element's AA. 2. Probes the AA with squad- or team-size elements. 3. Inflicts more than 5 percent casualties on the element. 4. Disrupts the element's preparations (prevents or delays beyond the element's allotted time).

TASK: Conduct an Ambush (5-OPFOR-0007)

CONDITION: The enemy is moving in a convoy. The opposing forces (OPFOR) element is positioned along the enemy's route.

STANDARD: The OPFOR element inflicts casualties on the enemy and causes vehicle and equipment damage. 1. Prepares an ambush site before the element arrives. 2. Surprises march element forces. 3. Inflicts heavy casualties within the designated kill zone. 4. Inflicts heavy damage to vehicles and equipment within the designated kill zone. 5. Delays the march element from reaching a specified destination for a specified period of time. 6. Withdraws on order. 7. Sustains no casualties. 8. Reports actions to superiors.

TASK: Maintain Contact (5-OPFOR-0003)

CONDITION: The opposing forces (OPFOR) element is engaged with enemy base defense forces. The enemy forces are withdrawing under pressure.

STANDARD: The OPFOR element maintains enemy contact while the enemy withdraws. 1. Engages the enemy forces decisively. 2. Advances the OPFOR as the enemy forces withdraw. 3. Inflicts heavy casualties. 4. Captures the members of the enemy force. 5. Captures documents and equipment. 6. Safeguards captured documents, equipment, and personnel.

TASK: Disrupt a Route Reconnaissance (5-OPFOR-0021)

CONDITION: The enemy is conducting a route reconnaissance. The opposing forces (OPFOR) element is positioned along the enemy's route.

STANDARD: The OPFOR element attempts to disrupt a squad/section conducting a route reconnaissance. 1. Prevents the unit from meeting its specified time schedule. 2. Forces the unit to deviate from its specified route. 3. Prevents the unit from reaching its assigned destination. 4. Surprises the squad/section. 5. Inflicts casualties on the unit.

ELEMENTS: Two Float Bridge Platoon Headquarters
 Four Bridge Sections
 Two Bridge Support Sections
 Two Site Support Sections
 Augment

TASK: Construct a Ribbon Bridge (05-3-0623)
 (TC 5-210) (FM 5-34) (TC 5-210)

ITERATION: 1 2 3 4 5 M (Circle)

COMMANDER/LEADER ASSESSMENT: T P U (Circle)

CONDITIONS: The element has received an operation order (OPORD) to construct a ribbon bridge to support the bridging phase of a deliberate river crossing. The bridge will be capable of passing military load classification (MLC) 96 wheeled and MLC 70 tracked vehicles (normal crossing). A reconnaissance has been completed and launch and bridge sites have been selected. The river current's velocity and gap measurements do not exceed the limitations of the equipment available. Enemy direct fire has been suppressed from the bridge site and internal communications have been established. The unit has sufficient bridge equipment assets to perform the mission. Some iterations of this task should be performed in MOPP4.

TASK STANDARDS: The element constructs a ribbon bridge capable of passing MLC 96 wheeled and MLC 70 tracked vehicles (normal crossing) no later than the time specified in the OPORD. The time required to perform this task is increased when conducting it in mission-oriented protection posture (MOPP) 4.

TASK STEPS AND PERFORMANCE MEASURES	GO	NO-GO
<ul style="list-style-type: none"> * 1. Element leaders plan for bridge construction. <ul style="list-style-type: none"> a. Determined the number of bays required for the gap width. b. Identified the specific location of the engineer equipment park (EEP). c. Checked launching sites to ensure that they met requirements and to determine the-- <ul style="list-style-type: none"> (1) Types of launches to use. (2) Method of bridge construction. (3) Bridge site traffic plan. d. Determined the number of bridge erection boats (BEBs) required for anchorage. * 2. The element leader issues the OPORD. <ul style="list-style-type: none"> a. Directed platoon sergeants to supervise the bridge construction. b. Conducted a safety briefing and demanded adherence to safety procedures in the unit's standing operating procedure (SOP) and outlined in current Training Circulars. c. Outlined the action to take in the event of an enemy attack. * 3. The element leader organizes the platoon for bridge construction. <ul style="list-style-type: none"> a. Specified the method of construction. b. Specified the type of launch to be used. c. Coordinated hand and arm signals (using subdued or diffused light for night operations) to be used to direct both boat operations and transporter operators, according to the unit's SOP. d. Designated responsibilities for the-- <ul style="list-style-type: none"> (1) Bridge commander. (2) Bridge erection team. 		

TASK STEPS AND PERFORMANCE MEASURES	GO	NO-GO
<p>(3) EEP NCOIC. (4) Bridge transporter team. e. Directed platoon sergeants to prepare their platoons for the start of the mission.</p> <p>4. Bridge sergeant/erection platoon sergeants prepare for bridge construction. a. Ensured that all required tools and equipment were on transports and boats before departing the EEP. b. Assigned personnel the following duties: (1) One man per transporter to operate the transporter. (2) One man per transporter to ground guide the transporter to the launching bays and boats. (3) A bridge erection crew.</p> <p>NOTE: The number of personnel is determined by the method of assembly. (4) A two-man boat crew consisting of an operator and assistant operator.</p> <p>5. The EEP NCOIC/transport platoon sergeant prepares for bridge construction. a. Ensured that all required tools and equipment were on transports and boats before departing the EEP. b. Assigned personnel the following duties: (1) A vehicle operator and/or assistants. (2) A vehicle/bay preparation team (2 to 3 soldiers). (3) A radio operator. c. Briefed the EEP security plan to personnel. d. Arranged a convoy to ensure that the EEP was occupied and operational within 20 minutes after arrival.</p> <p>* 6. The element leader/sergeant and the shore party secure the bridge centerline/assembly site.</p> <p>7. The EEP NCOIC/transport platoon sergeant establishes and secures the EEP.</p> <p>* 8. The platoon sergeant directs the boat launching upon completion of bridge centerline/assembly site preparations.</p> <p>* 9. The platoon sergeant initiates bridge construction when directed by the bridge site commander. a. Directed platoon sergeants to begin bay launching. b. Coordinated the bay's arrival and connection at the assembly site. c. Supervised bridge construction and closure.</p> <p>10. Transporter operators and assistants prepare transporters, boats, and bays for launching.</p> <p>11. Boat operators and assistants control movement of bays/rafts as directed by the platoon sergeant.</p> <p>*12. The element leader inspects the completed bridge. a. Ensured that the bay connections were complete and secure. b. Ensured that the boats were connected to the bays. c. Inspected the boat's connections to the bridge, ensuring that there was no slack in the lines. d. Ensured that the yokes on the ramps were fully retracted and the pump valve levers were in the TRAFFIC position.</p> <p>*13. The element leader reports the bridge construction status according to the unit's SOP.</p>		

TASK PERFORMANCE / EVALUATION SUMMARY BLOCK							
ITERATION	1	2	3	4	5	M	TOTAL
TOTAL TASK STEPS EVALUATED							
TOTAL TASK STEPS "GO"							
TRAINING STATUS "GO"/"NO-GO"							

"*" indicates a leader task step.

SUPPORTING INDIVIDUAL TASKS

Task Number	Task Title
052-198-1202	Operate the Bridge-Erection Boat
052-198-1204	Launch Bridge-Erection Boat M945
052-198-1251	Free Launch Ribbon Bridge Bays (M945)
052-198-1252	High Bank Launch Ribbon Bridge Bays (M945)
052-198-1260	Drive a Bridge Transporter (M945)
052-198-1265	Retrieve Ribbon Bridge Bays (M945)
052-198-1301	Identify Anchorage Components
052-198-1303	Maintain Float Bridges
052-198-1310	Load a Bridge Adapter Pallet (BAP)
052-198-1311	Transload a Flatrack
052-198-1320	Connect Ribbon Bridge Bays
052-198-1321	Launch a Bridge Erection Boat (M1977)
052-198-1322	Retrieve a Bridge Erection Boat (M1977)
052-198-1323	Control Launch Ribbon Bridge Bays (M1977)
052-198-1324	Free Launch Ribbon Bridge Bays (M1977)
052-198-1325	High Bank Launch Ribbon Bridge Bays (M1977)
052-198-1326	Drive a Bridge Transporter (M1977)
052-198-1327	Retrieve Ribbon Bridge Bays (M1977)
052-198-1328	Perform Hydraulic Slave Operations on a Disabled (M1977)
052-198-1330	Install Approach Guys
052-198-1331	Perform Operator Preventive Maintenance Checks and Services on Bridging Equipment
052-198-2066	Direct Maintenance of Float Bridges
052-198-2100	Direct Launching of a Bridge-Erection Boat
052-198-2102	Direct Retrieval of a Bridge-Erection Boat
052-198-2104	Direct Launching of Ribbon-Bridge Bays
052-198-2105	Direct Retrieval of Ribbon-Bridge Bays
052-198-2161	Direct Hydraulic Slave Operations on a Disabled M1977
052-198-2162	Direct Preventive Maintenance Checks and Services of Bridging Equipment
052-198-2163	Direct Crews in the Installation of an Overhead Anchorage System
052-198-3018	Supervise Installation of an Overhead Cable Anchorage System
052-198-3075	Direct Assembly of a Ribbon Bridge
052-198-3100	Direct the Installation of a Kedge Anchorage System
052-198-3101	Direct the Installation of Shore Guys
052-198-3103	Determine Engineer Equipment Park (EEP)/ Engineer Regulating Point (ERP) Requirements
052-198-3105	Supervise Preventive Maintenance Checks and Services (PMCS) of Bridging Equipment
052-198-4055	Determine Float Bridge Anchorage System Requirements
052-198-4091	Determine Ribbon Bridge Requirements

SUPPORTING INDIVIDUAL TASKS

Task Number	Task Title
052-198-4101	Inspect Float Bridge Maintenance
052-198-4103	Determine Float Bridge Protective Devices

SUPPORTING COLLECTIVE TASKS

Task Number	Task Title
05-2-0913	Secure and Defend the Unit Position (Platoon)
05-2-1218	Conduct Report Procedures
05-3-0045	Conduct Water Safety Operations
05-3-0621	Construct a Ribbon Raft

OPFOR TASKS AND STANDARDS

TASK: Surrender to the Capturing Unit on the Battlefield (5-OPFOR-0024)

CONDITION: The enemy has captured the opposing forces (OPFOR) element's soldiers, documents, and equipment sensitive to the OPFOR tactical operations.

STANDARD: The OPFOR soldiers retain or destroy documents and equipment. The OPFOR element surrenders documents and equipment of no tactical use to the enemy and attempts to conceal or destroy items of tactical value. The OPFOR element attempts escape and evasion. 1. Prevents the successful capture of documents and equipment. 2. Destroys documents and equipment. 3. Removes identifying markings from equipment. 4. Removes unit-identifying insignia. 5. Provides misleading information. 6. Plans an escape. 7. Delays movement to the nearest collection point. 8. Prevents safeguarding of enemy prisoners of war (EPWs) in order to cause embarrassment to the United States (US).

TASK: Disrupt a Net Control Station (NCS) (5-OPFOR-0019)

CONDITION: The enemy has established a NCS. The opposing forces (OPFOR) element has radio and jamming equipment.

STANDARD: The OPFOR element attempts to disrupt an NCS. 1. Attempts to locate the radio frequency that the unit is operating on. 2. Attempts to enter the radio net. 3. Attempts to issue "bogus" orders to a unit on the net. 4. Jams the radio frequency and forces the unit to go to an alternate frequency.

TASK: Disrupt Construction of Vehicle Fighting Positions (5-OPFOR-0020)

CONDITION: The opposing forces (OPFOR) element has located the enemy. The priority intelligence requirements (PIR) and other intelligence obtained by OPFOR patrols indicate the enemy is constructing vehicle fighting positions within its defensive area. The OPFOR element has automatic and antiarmor weapons and light mortars.

STANDARD: The OPFOR element attempts to disrupt the enemy's efforts to establish vehicle fighting positions. 1. Locates the defensive area. 2. Surprises the main body. 3. Penetrates the defensive area with squad-size probes. 4. Inflicts casualties on the unit. 5. Destroys vehicles. 6. Disrupts the unit's preparations (prevents or delays beyond the unit's allotted time).

TASK: Disrupt an Engineer Reconnaissance (5-OPFOR-0022)

CONDITION: The enemy is conducting an engineer reconnaissance. The opposing forces (OPFOR) element is positioned along the enemy's route.

STANDARD: The OPFOR element disrupts an engineer reconnaissance. 1. Prevents the unit from meeting its specified time schedule. 2. Forces the unit to deviate from its specified route. 3. Prevents the unit from accomplishing its assigned engineer reconnaissance. 4. Surprises the unit conducting the reconnaissance.

TASK: Defend a Minefield (5-OPFOR-0023)

CONDITION: The enemy is conducting a minefield sweeping operation. The opposing forces (OPFOR) element has a minefield placed in the enemy's path. The minefield is under constant observation and fire.

STANDARD: The OPFOR element defends a minefield against an enemy element conducting a minefield sweeping operation. 1. Prevents the unit from detecting the obstacle. 2. Disrupts the minefield sweeping operation. 3. Prevents the unit from conducting the minefield sweeping operation, prevents the unit from moving all personnel through the breach or delays the completion of the minefield sweeping operation for more than 45 minutes.

TASK: Disrupt a Route Reconnaissance (5-OPFOR-0021)

CONDITION: The enemy is conducting a route reconnaissance. The opposing forces (OPFOR) element is positioned along the enemy's route.

STANDARD: The OPFOR element attempts to disrupt a squad/section conducting a route reconnaissance. 1. Prevents the unit from meeting its specified time schedule. 2. Forces the unit to deviate from its specified route. 3. Prevents the unit from reaching its assigned destination. 4. Surprises the squad/section. 5. Inflicts casualties on the unit.

TASK: Disrupt Defensive Preparations (5-OPFOR-0018)

CONDITION: The opposing forces (OPFOR) element has located the enemy. Priority intelligence requirements (PIR) and other intelligence requirements obtained by OPFOR patrols indicate that the enemy elements are establishing defensive positions. The OPFOR element has automatic and antiarmor weapons and light mortars.

STANDARD: The OPFOR element disrupts and delays the enemy's defensive preparations. 1. Locates and penetrates the enemy's security system. 2. Forces the enemy to delay defensive preparations. 3. Disrupts the enemy's obstacle preparations.

TASK: Disrupt Quartering Party Operations (5-OPFOR-0017)

CONDITION: The enemy is conducting quartering party operations. It has established an assembly area (AA) but has not moved in the main body.

STANDARD: The opposing forces (OPFOR) element attempts to disrupt quartering party operations and infiltrate the enemy's AA. 1. Locates the quartering party and the AA. 2. Surprises the main body. 3. Penetrates the AA with squad-size probes. 4. Inflicts personnel casualties and vehicle damage. 5. Disrupts the unit's preparations (prevents or delays beyond the unit's allotted time).

TASK: Disrupt Enemy Movement and Operations Using Tactical Nuclear Weapons (5-OPFOR-0016)

CONDITION: The opposing forces (OPFOR) element has located the enemy. Priority intelligence requirements (PIR) and other intelligence requirements have been obtained by OPFOR patrols. Tactical nuclear weapons are employed against key locations in the rear area.

STANDARD: The OPFOR element disrupts enemy movement and operations. 1. Disrupts or delays the movement of the enemy's equipment and supplies to the forward areas. 2. Destroys enemy equipment and supplies. 3. Inflicts a high rate of nuclear casualties among the enemy forces. 4. Denies the enemy the use of specified areas. 5. Contaminates the enemy's equipment and supplies.

TASK: Disrupt Movement (5-OPFOR-0014)

CONDITION: The enemy is expected to move through the opposing forces (OPFOR) element's area of operations. The OPFOR element has received an operation order (OPORD) or fragmentary order (FRAGO) to disrupt enemy movement. The enemy has the capability to defend with direct fire and antiarmor weapons.

STANDARD: The OPFOR element delays enemy movement. 1. Delays the element. 2. Forces the element to deviate from its route. 3. Prevents the element from reaching its destination. 4. Surprises the element's main body.

TASK: Disrupt Assembly Area (AA) Activities (5-OPFOR-0013)

CONDITION: Intelligence reports indicate that platoon- and company-size enemy units are operating in the opposing forces (OPFOR) area of operations. Enemy units can defend from AAs with direct fire, antiarmor weapons, and indirect fire. The enemy has close air support (CAS) and nuclear, biological, and chemical (NBC) capabilities.

STANDARD: The OPFOR element locates and disrupts the enemy's AA activities. 1. Locates the element's AA. 2. Probes the AA with squad- or team-size elements. 3. Inflicts more than 5 percent casualties on the element. 4. Disrupts the element's preparations (prevents or delays beyond the element's allotted time).

ELEMENTS: Two Float Bridge Platoon Headquarters
 Four Bridge Sections
 Two Bridge Support Sections
 Support Platoon Headquarters
 Maintenance and Equipment Section
 Two Site Support Sections
 Augment

TASK: Conduct Troop-Leading Procedures (05-3-1018)
 (FM 5-10) (FM 101-5) (FM 5-71-2)
 (FM 71-1) (FM 7-7)

ITERATION: 1 2 3 4 5 M (Circle)

COMMANDER/LEADER ASSESSMENT: T P U (Circle)

CONDITIONS: The element receives a mission from a warning order (WO), a fragmentary order (FRAGO), or an operation order (OPORD). Digital units have performed functionality checks, and systems are operational. Some iterations of this task should be performed in MOPP4.

TASK STANDARDS: The unit leader gives a WO, conducts a leader's reconnaissance, issues an OPORD, and supervises the preparation for the assigned mission within the allotted time. Digital units have the ability to conduct map reconnaissance using the Digital Topographic Support System (DTSS). The Army Battle Command System (ABCS) can be used to submit reports and orders to update the common operational picture (COP) and the situational awareness (SA). The time required to perform this task is increased when conducting it in mission-oriented protection posture (MOPP) 4.

TASK STEPS AND PERFORMANCE MEASURES	GO	NO-GO
<p>* 1. The element leader receives the mission in a warning order (WO), a fragmentary order (FRAGO), or an operations order (OPORD) from its higher headquarters (HQ). He determines the mission, enemy, terrain, troops, time available, and civilian considerations (METT-TC) factors; the needed supplies and equipment; and special tasks to assign.</p> <p>NOTE: Digital units send and receive orders using the ABCS or FM means according to the unit's standing operating procedure (SOP).</p> <p>* 2. The element leader issues a WO to the subordinate leaders.</p> <ul style="list-style-type: none"> a. Stated the mission (nature of the operation). b. Identified the task organization. c. Stated the time of the operation. d. Gave any special instructions, such as drills to be rehearsed, precombat checks (PCCs), and precombat inspections (PCIs). e. Stated the element's timeline. <p>* 3. The element leader develops a tentative plan while the element prepares for the mission.</p> <ul style="list-style-type: none"> a. Developed the plan based on METT-TC factors. b. Planned the available time using the reverse-planning process. c. Used no more than one-third of the available time, leaving the remainder for subordinate element preparation. d. Ensured that subordinate leaders began the PCCs and reconfigured the equipment based on the mission, to include checking rations, water, weapons, ammunition, individual uniforms and equipment, mission-essential equipment, and the individual soldier's knowledge of the mission. 		

TASK STEPS AND PERFORMANCE MEASURES	GO	NO-GO
<p>4. The element continues assembly area activities and security.</p> <ul style="list-style-type: none"> a. Maintained equipment and weapons. b. Conducted personal hygiene. c. Resupplied equipment and materials, to include small-arms ammunition, demolitions, mines, and the refueling of vehicles. d. Rehearsed battle and crew drills. e. Conducted weapon test firing (if possible). f. Ate and rested. g. Maintained security. <p>* 5. The element leader initiates movement before completing the plan.</p> <p>NOTES:</p> <ul style="list-style-type: none"> 1. Subordinate leaders move the element in the absence of the element leader. 2. This task step may be omitted, occur in a different sequence, or be done concurrently with another task step. <p>* 6. The element leader conducts a reconnaissance.</p> <p>NOTE: Digital units request intelligence information by requesting All-Source Analysis System (ASAS) information and DTSS products from higher HQ.</p> <ul style="list-style-type: none"> a. Conducted a map reconnaissance as a minimum, along with subordinate leaders when practical. b. Conducted a ground reconnaissance (usually as part of a larger force). <ul style="list-style-type: none"> (1) Included as many subordinate leaders as practical. (2) Identified the critical areas to the mission. (3) Moved as far forward as the time and the situation permitted. <p>* 7. The element leader completes the plan.</p> <ul style="list-style-type: none"> a. Made changes to the tentative plan based on the map or ground reconnaissance. b. Made changes to the tentative plan based on available equipment, personnel, and material. c. Made changes to the tentative plan based on the intelligence gained by reconnaissance assets. <p>* 8. The element leader verbally issues the completed order, in a FRAGO or OPORD format, to subordinate and attached leaders. The order contains the following information:</p> <p>NOTE: The order may be given to the entire element at the same time.</p> <ul style="list-style-type: none"> a. SITUATION. <ul style="list-style-type: none"> (1) Enemy forces. (2) Friendly forces. (3) Attachments and detachments. b. MISSION. c. EXECUTION. <ul style="list-style-type: none"> (1) Concept of the operation. <ul style="list-style-type: none"> (a) Scheme of maneuver. (b) Fires. (c) Reconnaissance and surveillance. (d) Intelligence. (e) Engineer support. (f) Air defense. (g) Information operations. (2) Subunit tasks. (3) Coordinating instructions. At a minimum, the element leader must address the-- 		

TASK STEPS AND PERFORMANCE MEASURES	GO	NO-GO
<p>(a) Time or condition when the plan or order becomes effective. (b) Commander's critical-information requirements (CCIR). (c) Risk reduction control measures.</p> <p>NOTE: The element leader determines the risk reduction control measures by using the 5 steps of the risk management process, referring to Field Manual (FM) 101-5 for additional information.</p> <p>(d) Rules of engagement. (e) Environmental considerations. (f) Force protection.</p> <p>d. SERVICE SUPPORT. (1) Support concept. (2) Materials and services. (3) Medical evacuation and hospitalization. (4) Personnel. (5) Civil military.</p> <p>e. COMMAND and SIGNAL. (1) Command. (a) The location of the element leadership, support element leadership, and the command posts for the operation. (b) Succession of command. (If not stated in the element's SOP or tactical standing operating procedure [TACSOP]). (2) Signal. (a) Signal operation instructions (SOI) in effect. (b) Radio communication restrictions. (c) Visual and pyrotechnic signals. (d) Code words and reports specific to the operation. (e) Communications security (COMSEC) guidelines and procedures.</p> <p>* 9. Subordinate leaders complete the PCCs, and element leaders conduct the PCIs. NOTE: Subordinate leaders can conduct the PCCs on receipt of a WO or FRAGO. The element should have mission-specific PCC/PCI checklists in the unit's TACSOP.</p> <p>a. Checked/inventoried equipment, ensured that the items were serviceable and that the element had the items specified in the unit's SOP and required for the specific mission. b. Ensured that adequate resupply of ammunition, food, water, repair parts, fuel, medical supplies, obstacle material, demolitions, and mines was available. c. Conducted a communications check. d. Ensured that personnel, equipment, and carriers were camouflaged and weapons were test fired. e. Ensured that personnel understood their task and purpose and that of the element's headquarters. f. Inspected personnel, vehicles, weapons, and equipment just before starting the mission.</p> <p>*10. Leaders conduct at least one type of rehearsal according to FM 101-5.</p>		

TASK PERFORMANCE / EVALUATION SUMMARY BLOCK							
ITERATION	1	2	3	4	5	M	TOTAL
TOTAL TASK STEPS EVALUATED							
TOTAL TASK STEPS "GO"							
TRAINING STATUS "GO"/"NO-GO"							

"*" indicates a leader task step.

SUPPORTING INDIVIDUAL TASKS: NONE

SUPPORTING COLLECTIVE TASKS

Task Number	Task Title
05-3-0904.05-R01A	Establish Jobsite Security

OPFOR TASKS AND STANDARDS

TASK: Conduct Sniper Operations (5-OPFOR-0006)

CONDITION: The opposing forces (OPFOR) element has assigned snipers (regular or irregular elements) in the enemy's rear area along the main supply route (MSR) and near support sites.

STANDARD: The OPFOR element kills or wounds targets. 1. Sets up a well-concealed location. 2. Engages vehicle drivers or personnel on foot with short bursts of semiautomatic fire. 3. Kills or wounds selected targets. 4. Prevents the position from being discovered by enemy forces. 5. Evacuates the area without being spotted. 6. Reports all specified priority intelligence requirements (PIR) and other intelligence requirements to the OPFOR headquarters (HQ).

TASK: Conduct an Ambush (5-OPFOR-0007)

CONDITION: The enemy is moving in a convoy. The opposing forces (OPFOR) element is positioned along the enemy's route.

STANDARD: The OPFOR element inflicts casualties on the enemy and causes vehicle and equipment damage. 1. Prepares an ambush site before the element arrives. 2. Surprises march element forces. 3. Inflicts heavy casualties within the designated kill zone. 4. Inflicts heavy damage to vehicles and equipment within the designated kill zone. 5. Delays the march element from reaching a specified destination for a specified period of time. 6. Withdraws on order. 7. Sustains no casualties. 8. Reports actions to superiors.

TASK: Conduct an Attack (5-OPFOR-0008)

CONDITION: The enemy is conducting tactical operations. The opposing forces (OPFOR) element receives orders to attack the enemy, the area of occupation, or the main supply route (MSR) with smoke.

STANDARD: The OPFOR element disrupts the enemy's movement and smoke operations. 1. Determines the delivery method of the smoke attack. 2. Locates the target. 3. Delivers the smoke attack downwind. 4. Attacks the enemy with smoke, and surge attacks when the enemy responds to the smoke.

TASK: Conduct an Aerial Reconnaissance (5-OPFOR-0010)

CONDITION: The opposing forces (OPFOR) headquarters (HQ) element requires intelligence on the locations and identification of enemy elements. An aircraft is dispatched to take photographs and make a visual inspection of the enemy rear area.

STANDARD: The OPFOR element gathers photograph intelligence of the enemy. 1. Photographs the assigned sectors. 2. Makes quick visual checks where the ceiling is low. 3. Locates enemy positions in the area, particularly support and storage bases, and command and control (C2) facilities. 4. Sustains no loss of aircraft. 5. Reports priority intelligence requirements (PIR) and other information requirements to the OPFOR HQ.

TASK: Gather Intelligence (5-OPFOR-0011)

CONDITION: The opposing forces (OPFOR) small element, operating in the rear area, is planning attacks on enemy bases. Information is needed to complete the plans.

STANDARD: The OPFOR element infiltrates, gathers intelligence information, and submits its findings to the command. 1. Identifies all priority intelligence requirements (PIR) and other intelligence requirements. 2. Passes through any outpost, defensive wire, or warning devices undetected. 3. Moves to an observation point that offers cover and concealment and is clear enough to gather PIR and other intelligence requirements. 4. Gathers all PIR and other intelligence requirements. 5. Withdraws from the area undetected. 6. Reports all information to the OPFOR headquarters (HQ).

TASK: Surrender to the Capturing Unit on the Battlefield (5-OPFOR-0024)

CONDITION: The enemy has captured the opposing forces (OPFOR) element's soldiers, documents, and equipment sensitive to the OPFOR tactical operations.

STANDARD: The OPFOR soldiers retain or destroy documents and equipment. The OPFOR element surrenders documents and equipment of no tactical use to the enemy and attempts to conceal or destroy items of tactical value. The OPFOR element attempts escape and evasion. 1. Prevents the successful capture of documents and equipment. 2. Destroys documents and equipment. 3. Removes identifying markings from equipment. 4. Removes unit-identifying insignia. 5. Provides misleading information. 6. Plans an escape. 7. Delays movement to the nearest collection point. 8. Prevents safeguarding of enemy prisoners of war (EPWs) in order to cause embarrassment to the United States (US).

TASK: Defend a Minefield (5-OPFOR-0023)

CONDITION: The enemy is conducting a minefield sweeping operation. The opposing forces (OPFOR) element has a minefield placed in the enemy's path. The minefield is under constant observation and fire.

STANDARD: The OPFOR element defends a minefield against an enemy element conducting a minefield sweeping operation. 1. Prevents the unit from detecting the obstacle. 2. Disrupts the minefield sweeping operation. 3. Prevents the unit from conducting the minefield sweeping operation, prevents the unit from moving all personnel through the breach or delays the completion of the minefield sweeping operation for more than 45 minutes.

TASK: Disrupt a Route Reconnaissance (5-OPFOR-0021)

CONDITION: The enemy is conducting a route reconnaissance. The opposing forces (OPFOR) element is positioned along the enemy's route.

STANDARD: The OPFOR element attempts to disrupt a squad/section conducting a route reconnaissance. 1. Prevents the unit from meeting its specified time schedule. 2. Forces the unit to deviate from its specified route. 3. Prevents the unit from reaching its assigned destination. 4. Surprises the squad/section. 5. Inflicts casualties on the unit.

TASK: Maintain Contact (5-OPFOR-0003)

CONDITION: The opposing forces (OPFOR) element is engaged with enemy base defense forces. The enemy forces are withdrawing under pressure.

STANDARD: The OPFOR element maintains enemy contact while the enemy withdraws. 1. Engages the enemy forces decisively. 2. Advances the OPFOR as the enemy forces withdraw. 3. Inflicts heavy casualties. 4. Captures the members of the enemy force. 5. Captures documents and equipment. 6. Safeguards captured documents, equipment, and personnel.

TASK: Conduct a Raid (5-OPFOR-0004)

CONDITION: The opposing forces (OPFOR) element has occupied an objective rally point and has orders to conduct a raid on a combat service support (CSS) base.

STANDARD: The OPFOR element infiltrates the enemy's base and destroys all of the targets. 1. Surprises the enemy forces. 2. Assaults the support base and accomplishes the assigned tasks. 3. Destroys the specified equipment and supplies. 4. Avoids being decisively engaged. 5. Withdraws all personnel from the objective areas within the time prescribed. 6. Obtains all priority intelligence requirements (PIR) from the raid site. 7. Sustains only light casualties from enemy fire.

TASK: Disrupt a Net Control Station (NCS) (5-OPFOR-0019)

CONDITION: The enemy has established a NCS. The opposing forces (OPFOR) element has radio and jamming equipment.

STANDARD: The OPFOR element attempts to disrupt an NCS. 1. Attempts to locate the radio frequency that the unit is operating on. 2. Attempts to enter the radio net. 3. Attempts to issue "bogus" orders to a unit on the net. 4. Jams the radio frequency and forces the unit to go to an alternate frequency.

TASK: Disrupt Construction of Vehicle Fighting Positions (5-OPFOR-0020)

CONDITION: The opposing forces (OPFOR) element has located the enemy. The priority intelligence requirements (PIR) and other intelligence obtained by OPFOR patrols indicate the enemy is constructing vehicle fighting positions within its defensive area. The OPFOR element has automatic and antiarmor weapons and light mortars.

STANDARD: The OPFOR element attempts to disrupt the enemy's efforts to establish vehicle fighting positions. 1. Locates the defensive area. 2. Surprises the main body. 3. Penetrates the defensive area with squad-size probes. 4. Inflicts casualties on the unit. 5. Destroys vehicles. 6. Disrupts the unit's preparations (prevents or delays beyond the unit's allotted time).

TASK: Defeat Obstacles (5-OPFOR-0009)

CONDITION: The opposing forces (OPFOR) element encounters an obstacle that blocks the avenue of approach as it advances upon the enemy forces.

STANDARD: The OPFOR element bypasses or breaches the enemy obstacle. 1. Detects the obstacle before halting its main body. 2. Defeats the obstacle. a. Bypasses the obstacle without entering the engagement areas. b. Breaches the obstacle within 45 minutes and passes its entire force through the obstacle. 3. Does not incur degradation to the point that the mission must be discontinued.

TASK: Disrupt an Engineer Reconnaissance (5-OPFOR-0022)

CONDITION: The enemy is conducting an engineer reconnaissance. The opposing forces (OPFOR) element is positioned along the enemy's route.

STANDARD: The OPFOR element disrupts an engineer reconnaissance. 1. Prevents the unit from meeting its specified time schedule. 2. Forces the unit to deviate from its specified route. 3. Prevents the unit from accomplishing its assigned engineer reconnaissance. 4. Surprises the unit conducting the reconnaissance.

TASK: Conduct Terrorist and Saboteur Attacks (5-OPFOR-0005)

CONDITION: The opposing forces (OPFOR) element dispatches small teams into the enemy's rear area to disrupt combat service support (CSS) operations.

STANDARD: The enemy sustains disrupted command and control (C2), destroyed equipment and supplies, and light casualties. 1. Locates rear support bases and C2 facilities. 2. Delays and disrupts CSS operations through probes. 3. Infiltrates CSS bases to conduct sabotage and terrorist activities. 4. Inflicts light casualties. 5. Destroys supplies and equipment.

TASK: Disrupt Defensive Preparations (5-OPFOR-0018)

CONDITION: The opposing forces (OPFOR) element has located the enemy. Priority intelligence requirements (PIR) and other intelligence requirements obtained by OPFOR patrols indicate that the enemy elements are establishing defensive positions. The OPFOR element has automatic and antiarmor weapons and light mortars.

STANDARD: The OPFOR element disrupts and delays the enemy's defensive preparations. 1. Locates and penetrates the enemy's security system. 2. Forces the enemy to delay defensive preparations. 3. Disrupts the enemy's obstacle preparations.

TASK: Disrupt Quartering Party Operations (5-OPFOR-0017)

CONDITION: The enemy is conducting quartering party operations. It has established an assembly area (AA) but has not moved in the main body.

STANDARD: The opposing forces (OPFOR) element attempts to disrupt quartering party operations and infiltrate the enemy's AA. 1. Locates the quartering party and the AA. 2. Surprises the main body. 3. Penetrates the AA with squad-size probes. 4. Inflicts personnel casualties and vehicle damage. 5. Disrupts the unit's preparations (prevents or delays beyond the unit's allotted time).

TASK: Disrupt Enemy Movement and Operations Using Tactical Nuclear Weapons (5-OPFOR-0016)

CONDITION: The opposing forces (OPFOR) element has located the enemy. Priority intelligence requirements (PIR) and other intelligence requirements have been obtained by OPFOR patrols. Tactical nuclear weapons are employed against key locations in the rear area.

STANDARD: The OPFOR element disrupts enemy movement and operations. 1. Disrupts or delays the movement of the enemy's equipment and supplies to the forward areas. 2. Destroys enemy equipment and supplies. 3. Inflicts a high rate of nuclear casualties among the enemy forces. 4. Denies the enemy the use of specified areas. 5. Contaminates the enemy's equipment and supplies.

TASK: Disrupt Enemy Movement and Operations Using Persistent and Nonpersistent Chemical Weapons (5-OPFOR-0015)

CONDITION: The opposing forces (OPFOR) element has located the enemy. Priority intelligence requirements (PIR) and other intelligence requirements have been obtained by OPFOR patrols. The OPFOR units deliver chemical agents, by means of conventional artillery weapons or aircraft, along selected supply routes and key bases in the rear area.

STANDARD: The OPFOR element disrupts enemy movement and operations using persistent and nonpersistent chemical weapons. 1. Delivers chemical agents in low and densely wooded areas. 2. Delays the movement of enemy supplies and equipment to the forward areas. 3. Restricts the movement of the enemy units in the rear area. 4. Channels the movement of enemy units into predesignated ambush areas. 5. Contaminates enemy supplies and equipment. 6. Inflicts a high rate of casualties on enemy forces.

TASK: Counter Passage of Lines (5-OPFOR-0012)

CONDITION: Enemy forces are in defensive positions, but they are expected to attempt passage-of-lines operations. The opposing forces (OPFOR) received orders to disrupt enemy passage-of-lines operations.

STANDARD: The OPFOR element delays or prevents enemy passage of lines. 1. Delays the passage. 2. Prevents the company from moving all personnel through the stationary unit. 3. Engages the main body of either the moving or the stationary unit.

TASK: Disrupt Movement (5-OPFOR-0014)

CONDITION: The enemy is expected to move through the opposing forces (OPFOR) element's area of operations. The OPFOR element has received an operation order (OPORD) or fragmentary order (FRAGO) to disrupt enemy movement. The enemy has the capability to defend with direct fire and antiarmor weapons.

STANDARD: The OPFOR element delays enemy movement. 1. Delays the element. 2. Forces the element to deviate from its route. 3. Prevents the element from reaching its destination. 4. Surprises the element's main body.

TASK: Disrupt Assembly Area (AA) Activities (5-OPFOR-0013)

CONDITION: Intelligence reports indicate that platoon- and company-size enemy units are operating in the opposing forces (OPFOR) area of operations. Enemy units can defend from AAs with direct fire, antiarmor weapons, and indirect fire. The enemy has close air support (CAS) and nuclear, biological, and chemical (NBC) capabilities.

STANDARD: The OPFOR element locates and disrupts the enemy's AA activities. 1. Locates the element's AA. 2. Probes the AA with squad- or team-size elements. 3. Inflicts more than 5 percent casualties on the element. 4. Disrupts the element's preparations (prevents or delays beyond the element's allotted time).

TASK: Conduct Air Attacks (5-OPFOR-0002)

CONDITION: The opposing forces (OPFOR) element in the rear area has forwarded the positions of the enemy support sites or the locations of moving elements. The OPFOR aircraft have been dispatched to attack enemy installations or convoys.

STANDARD: The OPFOR element attempts to delay, disrupt, or damage the enemy targets by air. 1. Locates the target (support sites or convoys). 2. Makes attack runs on the designated targets. 3. Inflicts heavy damage to the selected target. 4. Sustains no loss of aircraft. 5. Delays moving the force for more than one hour.

TASK: Attack (5-OPFOR-0001)

CONDITION: The opposing forces (OPFOR) element has located the enemy. The priority intelligence requirements (PIR) and other intelligence requirements have been obtained by OPFOR patrols. The OPFOR element has automatic and antiarmor weapons and light mortars.

STANDARD: The OPFOR element attempts to seize the terrain, vehicles, or equipment. 1. Develops an attack plan. 2. Surprises the enemy unit's main body. 3. Initiates the attack using a scheme of maneuver that exploits the enemy's flanks, gaps, and weaknesses. 4. Uses covered and concealed routes to approach the enemy forces' flanks, gaps, or weakly held areas. 5. Employs indirect fire to support the attack. 6. Penetrates enemy defenses. 7. Destroys equipment and supplies. 8. Inflicts heavy casualties. 9. Isolates the combat service support (CSS) base by blocking reinforcements. 10. Forces enemy units to displace. 11. Avoids being fixed in one position. 12. Withdraws before the CSS base is reinforced with tactical combat forces.

ELEMENTS: Company Headquarters
 Two Float Bridge Platoon Headquarters
 Four Bridge Sections
 Two Bridge Support Sections
 Support Platoon Headquarters
 Two Site Support Sections
 Augment

TASK: Plan and Control Indirect Fire (05-3-1239)
 (FM 6-30)

ITERATION: 1 2 3 4 5 M (Circle)

COMMANDER/LEADER ASSESSMENT: T P U (Circle)

CONDITIONS: The platoon is supporting a maneuver task force (TF) and receives a mobility or countermobility mission. Indirect fire is available through the maneuver TF. Digital units have performed functionality checks, and systems are operational. Some iterations of this task should be performed in MOPP4.

TASK STANDARDS: The platoon leader prepares a target list and calls for indirect fire to suppress or destroy the enemy. The platoon leader adjusts fire within two minutes. Digital units send and receive reports and orders using frequency-modulated (FM) or digital means. The time required to perform this task is increased when conducting it in mission-oriented protection posture (MOPP) 4.

TASK STEPS AND PERFORMANCE MEASURES	GO	NO-GO
<ul style="list-style-type: none"> * 1. The element leader analyzes the assigned mission. <ul style="list-style-type: none"> a. Conducted a map reconnaissance from the unit's equipment to identify mobility or countermobility mission locations. b. Conducted a ground reconnaissance with the supported unit's commander and the fire support team (FIST). c. Identified mission locations and indirect-fire targets (8-digit grid coordinates). * 2. The element leader coordinates with the FIST. <ul style="list-style-type: none"> a. Requested survey teams through the TF fire support officer (FSO) to survey mission locations. b. Assigned target numbers for each mobility or countermobility mission location to facilitate indirect-fire missions. * 3. The element leader coordinates with the FSO. <ul style="list-style-type: none"> a. Ensured that the target numbers were listed on the TF target list. b. Planned the employment of artillery-delivered scatterable minefields as follows: <ul style="list-style-type: none"> (1) Plotted the proposed minefield centerline and the right and left boundaries with 8-digit grid coordinates. (2) Selected mines: remote antiarmor mine (RAAM) for armored vehicles or area denial artillery munition (ADAM) for dismounted troops. (3) Selected the minefield density for: <ul style="list-style-type: none"> (a) Harassment: RAAM - 0.001, ADAM - 0.005. (b) Minefields covered by heavy direct fire: RAAM - 0.002, ADAM - 0.001. (c) Minefields covered by light direct fire: RAAM - 0.004, ADAM - 0.002. 		

TASK STEPS AND PERFORMANCE MEASURES	GO	NO-GO
<p>* 4. The element leader calls for and controls indirect fire through the fire direction center (FDC).</p> <p>a. Determined the method of target location as follows:</p> <p>(1) Polar plot. The FDC knows the observer's location.</p> <p>(2) Grid coordinates. The FDC does not know the observer's location; however, the observer can locate the target to within 100 meters on a map.</p> <p>(3) Shift from a known point. Both the observer and the FDC know one or more easily identifiable points.</p> <p>b. Transmitted a fire mission request through the FDC in three parts as follows:</p> <p>(1) Observer identification and warning order.</p> <p>(2) Target location.</p> <p>(3) Target description: the method of engagement, the method of fire and control, and adjustment procedures based on the target location method.</p> <p>5. The element uses indirect fire until the enemy is suppressed or destroyed.</p> <p>NOTE: Digital units send requests for fires through FM means or the Force XXI Battle Command Brigade and Below (FBCB2) System, using the combat short-form message request according to the unit's standing operating procedure (SOP).</p>		

TASK PERFORMANCE / EVALUATION SUMMARY BLOCK							
ITERATION	1	2	3	4	5	M	TOTAL
TOTAL TASK STEPS EVALUATED							
TOTAL TASK STEPS "GO"							
TRAINING STATUS "GO"/"NO-GO"							

"*" indicates a leader task step.

SUPPORTING INDIVIDUAL TASKS: NONE

SUPPORTING COLLECTIVE TASKS

Task Number	Task Title
05-2-0100	Coordinate the Synchronization and Integration of Fire Support (FS)

OPFOR TASKS AND STANDARDS

TASK: Surrender to the Capturing Unit on the Battlefield (5-OPFOR-0024)

CONDITION: The enemy has captured the opposing forces (OPFOR) element's soldiers, documents, and equipment sensitive to the OPFOR tactical operations.

STANDARD: The OPFOR soldiers retain or destroy documents and equipment. The OPFOR element surrenders documents and equipment of no tactical use to the enemy and attempts to conceal or destroy items of tactical value. The OPFOR element attempts escape and evasion. 1. Prevents the successful capture of documents and equipment. 2. Destroys documents and equipment. 3. Removes identifying markings from equipment. 4. Removes unit-identifying insignia. 5. Provides misleading information. 6. Plans an escape. 7. Delays movement to the nearest collection point. 8. Prevents safeguarding of enemy prisoners of war (EPWs) in order to cause embarrassment to the United States (US).

TASK: Conduct a Raid (5-OPFOR-0004)

CONDITION: The opposing forces (OPFOR) element has occupied an objective rally point and has orders to conduct a raid on a combat service support (CSS) base.

STANDARD: The OPFOR element infiltrates the enemy's base and destroys all of the targets. 1. Surprises the enemy forces. 2. Assaults the support base and accomplishes the assigned tasks. 3. Destroys the specified equipment and supplies. 4. Avoids being decisively engaged. 5. Withdraws all personnel from the objective areas within the time prescribed. 6. Obtains all priority intelligence requirements (PIR) from the raid site. 7. Sustains only light casualties from enemy fire.

TASK: Conduct an Aerial Reconnaissance (5-OPFOR-0010)

CONDITION: The opposing forces (OPFOR) headquarters (HQ) element requires intelligence on the locations and identification of enemy elements. An aircraft is dispatched to take photographs and make a visual inspection of the enemy rear area.

STANDARD: The OPFOR element gathers photograph intelligence of the enemy. 1. Photographs the assigned sectors. 2. Makes quick visual checks where the ceiling is low. 3. Locates enemy positions in the area, particularly support and storage bases, and command and control (C2) facilities. 4. Sustains no loss of aircraft. 5. Reports priority intelligence requirements (PIR) and other information requirements to the OPFOR HQ.

TASK: Disrupt Construction of Vehicle Fighting Positions (5-OPFOR-0020)

CONDITION: The opposing forces (OPFOR) element has located the enemy. The priority intelligence requirements (PIR) and other intelligence obtained by OPFOR patrols indicate the enemy is constructing vehicle fighting positions within its defensive area. The OPFOR element has automatic and antiarmor weapons and light mortars.

STANDARD: The OPFOR element attempts to disrupt the enemy's efforts to establish vehicle fighting positions. 1. Locates the defensive area. 2. Surprises the main body. 3. Penetrates the defensive area with squad-size probes. 4. Inflicts casualties on the unit. 5. Destroys vehicles. 6. Disrupts the unit's preparations (prevents or delays beyond the unit's allotted time).

TASK: Defeat Obstacles (5-OPFOR-0009)

CONDITION: The opposing forces (OPFOR) element encounters an obstacle that blocks the avenue of approach as it advances upon the enemy forces.

STANDARD: The OPFOR element bypasses or breaches the enemy obstacle. 1. Detects the obstacle before halting its main body. 2. Defeats the obstacle. a. Bypasses the obstacle without entering the engagement areas. b. Breaches the obstacle within 45 minutes and passes its entire force through the obstacle. 3. Does not incur degradation to the point that the mission must be discontinued.

TASK: Conduct an Attack (5-OPFOR-0008)

CONDITION: The enemy is conducting tactical operations. The opposing forces (OPFOR) element receives orders to attack the enemy, the area of occupation, or the main supply route (MSR) with smoke.

STANDARD: The OPFOR element disrupts the enemy's movement and smoke operations. 1. Determines the delivery method of the smoke attack. 2. Locates the target. 3. Delivers the smoke attack downwind. 4. Attacks the enemy with smoke, and surge attacks when the enemy responds to the smoke.

TASK: Disrupt an Engineer Reconnaissance (5-OPFOR-0022)

CONDITION: The enemy is conducting an engineer reconnaissance. The opposing forces (OPFOR) element is positioned along the enemy's route.

STANDARD: The OPFOR element disrupts an engineer reconnaissance. 1. Prevents the unit from meeting its specified time schedule. 2. Forces the unit to deviate from its specified route. 3. Prevents the unit from accomplishing its assigned engineer reconnaissance. 4. Surprises the unit conducting the reconnaissance.

TASK: Conduct Terrorist and Saboteur Attacks (5-OPFOR-0005)

CONDITION: The opposing forces (OPFOR) element dispatches small teams into the enemy's rear area to disrupt combat service support (CSS) operations.

STANDARD: The enemy sustains disrupted command and control (C2), destroyed equipment and supplies, and light casualties. 1. Locates rear support bases and C2 facilities. 2. Delays and disrupts CSS operations through probes. 3. Infiltrates CSS bases to conduct sabotage and terrorist activities. 4. Inflicts light casualties. 5. Destroys supplies and equipment.

TASK: Maintain Contact (5-OPFOR-0003)

CONDITION: The opposing forces (OPFOR) element is engaged with enemy base defense forces. The enemy forces are withdrawing under pressure.

STANDARD: The OPFOR element maintains enemy contact while the enemy withdraws. 1. Engages the enemy forces decisively. 2. Advances the OPFOR as the enemy forces withdraw. 3. Inflicts heavy casualties. 4. Captures the members of the enemy force. 5. Captures documents and equipment. 6. Safeguards captured documents, equipment, and personnel.

TASK: Conduct an Ambush (5-OPFOR-0007)

CONDITION: The enemy is moving in a convoy. The opposing forces (OPFOR) element is positioned along the enemy's route.

STANDARD: The OPFOR element inflicts casualties on the enemy and causes vehicle and equipment damage. 1. Prepares an ambush site before the element arrives. 2. Surprises march element forces. 3. Inflicts heavy casualties within the designated kill zone. 4. Inflicts heavy damage to vehicles and equipment within the designated kill zone. 5. Delays the march element from reaching a specified destination for a specified period of time. 6. Withdraws on order. 7. Sustains no casualties. 8. Reports actions to superiors.

TASK: Disrupt a Route Reconnaissance (5-OPFOR-0021)

CONDITION: The enemy is conducting a route reconnaissance. The opposing forces (OPFOR) element is positioned along the enemy's route.

STANDARD: The OPFOR element attempts to disrupt a squad/section conducting a route reconnaissance. 1. Prevents the unit from meeting its specified time schedule. 2. Forces the unit to deviate from its specified route. 3. Prevents the unit from reaching its assigned destination. 4. Surprises the squad/section. 5. Inflicts casualties on the unit.

TASK: Disrupt a Net Control Station (NCS) (5-OPFOR-0019)

CONDITION: The enemy has established a NCS. The opposing forces (OPFOR) element has radio and jamming equipment.

STANDARD: The OPFOR element attempts to disrupt an NCS. 1. Attempts to locate the radio frequency that the unit is operating on. 2. Attempts to enter the radio net. 3. Attempts to issue "bogus" orders to a unit on the net. 4. Jams the radio frequency and forces the unit to go to an alternate frequency.

TASK: Disrupt Defensive Preparations (5-OPFOR-0018)

CONDITION: The opposing forces (OPFOR) element has located the enemy. Priority intelligence requirements (PIR) and other intelligence requirements obtained by OPFOR patrols indicate that the enemy elements are establishing defensive positions. The OPFOR element has automatic and antiarmor weapons and light mortars.

STANDARD: The OPFOR element disrupts and delays the enemy's defensive preparations. 1. Locates and penetrates the enemy's security system. 2. Forces the enemy to delay defensive preparations. 3. Disrupts the enemy's obstacle preparations.

TASK: Disrupt Quarters Party Operations (5-OPFOR-0017)

CONDITION: The enemy is conducting quarters party operations. It has established an assembly area (AA) but has not moved in the main body.

STANDARD: The opposing forces (OPFOR) element attempts to disrupt quarters party operations and infiltrate the enemy's AA. 1. Locates the quarters party and the AA. 2. Surprises the main body. 3. Penetrates the AA with squad-size probes. 4. Inflicts personnel casualties and vehicle damage. 5. Disrupts the unit's preparations (prevents or delays beyond the unit's allotted time).

TASK: Disrupt Enemy Movement and Operations Using Tactical Nuclear Weapons (5-OPFOR-0016)

CONDITION: The opposing forces (OPFOR) element has located the enemy. Priority intelligence requirements (PIR) and other intelligence requirements have been obtained by OPFOR patrols. Tactical nuclear weapons are employed against key locations in the rear area.

STANDARD: The OPFOR element disrupts enemy movement and operations. 1. Disrupts or delays the movement of the enemy's equipment and supplies to the forward areas. 2. Destroys enemy equipment and supplies. 3. Inflicts a high rate of nuclear casualties among the enemy forces. 4. Denies the enemy the use of specified areas. 5. Contaminates the enemy's equipment and supplies.

TASK: Disrupt Enemy Movement and Operations Using Persistent and Nonpersistent Chemical Weapons (5-OPFOR-0015)

CONDITION: The opposing forces (OPFOR) element has located the enemy. Priority intelligence requirements (PIR) and other intelligence requirements have been obtained by OPFOR patrols. The OPFOR units deliver chemical agents, by means of conventional artillery weapons or aircraft, along selected supply routes and key bases in the rear area.

STANDARD: The OPFOR element disrupts enemy movement and operations using persistent and nonpersistent chemical weapons. 1. Delivers chemical agents in low and densely wooded areas. 2. Delays the movement of enemy supplies and equipment to the forward areas. 3. Restricts the movement of the enemy units in the rear area. 4. Channels the movement of enemy units into predesignated ambush areas. 5. Contaminates enemy supplies and equipment. 6. Inflicts a high rate of casualties on enemy forces.

TASK: Counter Passage of Lines (5-OPFOR-0012)

CONDITION: Enemy forces are in defensive positions, but they are expected to attempt passage-of-lines operations. The opposing forces (OPFOR) received orders to disrupt enemy passage-of-lines operations.

STANDARD: The OPFOR element delays or prevents enemy passage of lines. 1. Delays the passage. 2. Prevents the company from moving all personnel through the stationary unit. 3. Engages the main body of either the moving or the stationary unit.

TASK: Disrupt Movement (5-OPFOR-0014)

CONDITION: The enemy is expected to move through the opposing forces (OPFOR) element's area of operations. The OPFOR element has received an operation order (OPORD) or fragmentary order (FRAGO) to disrupt enemy movement. The enemy has the capability to defend with direct fire and antiarmor weapons.

STANDARD: The OPFOR element delays enemy movement. 1. Delays the element. 2. Forces the element to deviate from its route. 3. Prevents the element from reaching its destination. 4. Surprises the element's main body.

TASK: Disrupt Assembly Area (AA) Activities (5-OPFOR-0013)

CONDITION: Intelligence reports indicate that platoon- and company-size enemy units are operating in the opposing forces (OPFOR) area of operations. Enemy units can defend from AAs with direct fire, antiarmor weapons, and indirect fire. The enemy has close air support (CAS) and nuclear, biological, and chemical (NBC) capabilities.

STANDARD: The OPFOR element locates and disrupts the enemy's AA activities. 1. Locates the element's AA. 2. Probes the AA with squad- or team-size elements. 3. Inflicts more than 5 percent casualties on the element. 4. Disrupts the element's preparations (prevents or delays beyond the element's allotted time).

TASK: Conduct Sniper Operations (5-OPFOR-0006)

CONDITION: The opposing forces (OPFOR) element has assigned snipers (regular or irregular elements) in the enemy's rear area along the main supply route (MSR) and near support sites.

STANDARD: The OPFOR element kills or wounds targets. 1. Sets up a well-concealed location. 2. Engages vehicle drivers or personnel on foot with short bursts of semiautomatic fire. 3. Kills or wounds selected targets. 4. Prevents the position from being discovered by enemy forces. 5. Evacuates the area without being spotted. 6. Reports all specified priority intelligence requirements (PIR) and other intelligence requirements to the OPFOR headquarters (HQ).

TASK: Conduct Air Attacks (5-OPFOR-0002)

CONDITION: The opposing forces (OPFOR) element in the rear area has forwarded the positions of the enemy support sites or the locations of moving elements. The OPFOR aircraft have been dispatched to attack enemy installations or convoys.

STANDARD: The OPFOR element attempts to delay, disrupt, or damage the enemy targets by air. 1. Locates the target (support sites or convoys). 2. Makes attack runs on the designated targets. 3. Inflicts heavy damage to the selected target. 4. Sustains no loss of aircraft. 5. Delays moving the force for more than one hour.

TASK: Attack (5-OPFOR-0001)

CONDITION: The opposing forces (OPFOR) element has located the enemy. The priority intelligence requirements (PIR) and other intelligence requirements have been obtained by OPFOR patrols. The OPFOR element has automatic and antiarmor weapons and light mortars.

STANDARD: The OPFOR element attempts to seize the terrain, vehicles, or equipment. 1. Develops an attack plan. 2. Surprises the enemy unit's main body. 3. Initiates the attack using a scheme of maneuver that exploits the enemy's flanks, gaps, and weaknesses. 4. Uses covered and concealed routes to approach the enemy forces' flanks, gaps, or weakly held areas. 5. Employs indirect fire to support the attack. 6. Penetrates enemy defenses. 7. Destroys equipment and supplies. 8. Inflicts heavy casualties. 9. Isolates the combat service support (CSS) base by blocking reinforcements. 10. Forces enemy units to displace. 11. Avoids being fixed in one position. 12. Withdraws before the CSS base is reinforced with tactical combat forces.

TASK: Defend a Minefield (5-OPFOR-0023)

CONDITION: The enemy is conducting a minefield sweeping operation. The opposing forces (OPFOR) element has a minefield placed in the enemy's path. The minefield is under constant observation and fire.

STANDARD: The OPFOR element defends a minefield against an enemy element conducting a minefield sweeping operation. 1. Prevents the unit from detecting the obstacle. 2. Disrupts the minefield sweeping operation. 3. Prevents the unit from conducting the minefield sweeping operation, prevents the unit from moving all personnel through the breach or delays the completion of the minefield sweeping operation for more than 45 minutes.

- ELEMENTS:** Company Headquarters
 Two Float Bridge Platoon Headquarters
 Four Bridge Sections
 Two Bridge Support Sections
 Support Platoon Headquarters
 Maintenance and Equipment Section
 Two Site Support Sections
 Augment

TASK: Establish and Operate a Single-Channel Voice Radio Net (11-3-0214.05-T01A)
 (FM 24-18) (FM 24-1) (FM 24-19)
 (FM 24-33)

ITERATION: 1 2 3 4 5 M (Circle)

COMMANDER/LEADER ASSESSMENT: T P U (Circle)

CONDITIONS: The element is tactically deployed and must establish the communications network. Digital units have performed functionality checks, and systems are operational. The operators have been briefed and issued extracts from the signal operation instructions (SOI), the signal supplemental instructions (SSI), the numerical cipher, the authenticated system, the operations codes, and the brevity lists. Situational hazards exist, such as nuclear, biological, and chemical (NBC) conditions; opposing forces (OPFOR); electronic warfare (EW); and directional finding ability. Some iterations of this task should be performed in MOPP4.

TASK STANDARDS: The operators establish and enter a radio net no later than the time prescribed in the operation order (OPORD) or the operation plan (OPLAN). Digital units send and receive reports using frequency-modulated (FM) or digital means. The net is not compromised. The time required to perform this task is increased when conducting it in mission-oriented protection posture (MOPP) 4.

TASK STEPS AND PERFORMANCE MEASURES	GO	NO-GO
<ol style="list-style-type: none"> 1. Radio operators install a radio set for operation. <ol style="list-style-type: none"> a. Secured radios in the mount. b. Connected audio accessories. c. Installed antennas. d. Performed before-operation, preventive-maintenance checks and services (PMCS). e. Performed radio operational checks. 2. Radio operators make initial entry into the nets. <ol style="list-style-type: none"> a. Obtained appropriate call signs, suffixes, and frequencies from the SOI/SSI. b. Entered a radio net. c. Authenticated when challenged by the net control station (NCS). 3. Radio operators recognize frequency interference. <ol style="list-style-type: none"> a. Recognized jamming or interference. b. Determined if the interference was internal or external. c. Determined if the interference was intentional or unintentional. 4. Radio operators initiate prescribed electronic counter-countermeasures (ECCM). <ol style="list-style-type: none"> a. Continued to operate. b. Increased the transmit power. c. Tuned the receiver for max signal. d. Relocated the antenna. e. Requested a change of frequency. 		

TASK STEPS AND PERFORMANCE MEASURES	GO	NO-GO
f. Reported suspected jamming to the immediate supervisor. g. Submitted meaconing, intrusion, jamming, and interference (MIJI) feeder reports. 5. Radio operators employ preventive ECCM and radio procedures. a. Used communications security (COMSEC) equipment (secure), if available (transmission security [TSEC]/KY-38 or TSEC/KY-57). b. Loaded the appropriate key variables using KYK-13 or KOI-15. c. Used only approved radiotelephone procedures as required by the SOI/SSI. d. Encrypted and decrypted grid coordinates using the SOI/SSI (not necessary in secure voice operation). e. Kept the length (not more than 20 seconds per transmission) and the number of transmissions to a minimum. f. Used the lowest power setting required to communicate with desired stations. g. Used the correct call signs and frequencies. h. Observed periods of radio-listening silence. i. Adhered to net discipline.		

TASK PERFORMANCE / EVALUATION SUMMARY BLOCK							
ITERATION	1	2	3	4	5	M	TOTAL
TOTAL TASK STEPS EVALUATED							
TOTAL TASK STEPS "GO"							
TRAINING STATUS "GO"/"NO-GO"							

"*" indicates a leader task step.

SUPPORTING INDIVIDUAL TASKS: NONE

SUPPORTING COLLECTIVE TASKS: NONE

OPFOR TASKS AND STANDARDS

TASK: Disrupt a Route Reconnaissance (5-OPFOR-0021)

CONDITION: The enemy is conducting a route reconnaissance. The opposing forces (OPFOR) element is positioned along the enemy's route.

STANDARD: The OPFOR element attempts to disrupt a squad/section conducting a route reconnaissance. 1. Prevents the unit from meeting its specified time schedule. 2. Forces the unit to deviate from its specified route. 3. Prevents the unit from reaching its assigned destination. 4. Surprises the squad/section. 5. Inflicts casualties on the unit.

TASK: Conduct an Aerial Reconnaissance (5-OPFOR-0010)

CONDITION: The opposing forces (OPFOR) headquarters (HQ) element requires intelligence on the locations and identification of enemy elements. An aircraft is dispatched to take photographs and make a visual inspection of the enemy rear area.

STANDARD: The OPFOR element gathers photograph intelligence of the enemy. 1. Photographs the assigned sectors. 2. Makes quick visual checks where the ceiling is low. 3. Locates enemy positions in the area, particularly support and storage bases, and command and control (C2) facilities. 4. Sustains no loss of aircraft. 5. Reports priority intelligence requirements (PIR) and other information requirements to the OPFOR HQ.

TASK: Conduct a Raid (5-OPFOR-0004)

CONDITION: The opposing forces (OPFOR) element has occupied an objective rally point and has orders to conduct a raid on a combat service support (CSS) base.

STANDARD: The OPFOR element infiltrates the enemy's base and destroys all of the targets. 1. Surprises the enemy forces. 2. Assaults the support base and accomplishes the assigned tasks. 3. Destroys the specified equipment and supplies. 4. Avoids being decisively engaged. 5. Withdraws all personnel from the objective areas within the time prescribed. 6. Obtains all priority intelligence requirements (PIR) from the raid site. 7. Sustains only light casualties from enemy fire.

TASK: Defeat Obstacles (5-OPFOR-0009)

CONDITION: The opposing forces (OPFOR) element encounters an obstacle that blocks the avenue of approach as it advances upon the enemy forces.

STANDARD: The OPFOR element bypasses or breaches the enemy obstacle. 1. Detects the obstacle before halting its main body. 2. Defeats the obstacle. a. Bypasses the obstacle without entering the engagement areas. b. Breaches the obstacle within 45 minutes and passes its entire force through the obstacle. 3. Does not incur degradation to the point that the mission must be discontinued.

TASK: Conduct an Attack (5-OPFOR-0008)

CONDITION: The enemy is conducting tactical operations. The opposing forces (OPFOR) element receives orders to attack the enemy, the area of occupation, or the main supply route (MSR) with smoke.

STANDARD: The OPFOR element disrupts the enemy's movement and smoke operations. 1. Determines the delivery method of the smoke attack. 2. Locates the target. 3. Delivers the smoke attack downwind. 4. Attacks the enemy with smoke, and surge attacks when the enemy responds to the smoke.

TASK: Disrupt Construction of Vehicle Fighting Positions (5-OPFOR-0020)

CONDITION: The opposing forces (OPFOR) element has located the enemy. The priority intelligence requirements (PIR) and other intelligence obtained by OPFOR patrols indicate the enemy is constructing vehicle fighting positions within its defensive area. The OPFOR element has automatic and antiarmor weapons and light mortars.

STANDARD: The OPFOR element attempts to disrupt the enemy's efforts to establish vehicle fighting positions. 1. Locates the defensive area. 2. Surprises the main body. 3. Penetrates the defensive area with squad-size probes. 4. Inflicts casualties on the unit. 5. Destroys vehicles. 6. Disrupts the unit's preparations (prevents or delays beyond the unit's allotted time).

TASK: Disrupt an Engineer Reconnaissance (5-OPFOR-0022)

CONDITION: The enemy is conducting an engineer reconnaissance. The opposing forces (OPFOR) element is positioned along the enemy's route.

STANDARD: The OPFOR element disrupts an engineer reconnaissance. 1. Prevents the unit from meeting its specified time schedule. 2. Forces the unit to deviate from its specified route. 3. Prevents the unit from accomplishing its assigned engineer reconnaissance. 4. Surprises the unit conducting the reconnaissance.

TASK: Conduct Terrorist and Saboteur Attacks (5-OPFOR-0005)

CONDITION: The opposing forces (OPFOR) element dispatches small teams into the enemy's rear area to disrupt combat service support (CSS) operations.

STANDARD: The enemy sustains disrupted command and control (C2), destroyed equipment and supplies, and light casualties. 1. Locates rear support bases and C2 facilities. 2. Delays and disrupts CSS operations through probes. 3. Infiltrates CSS bases to conduct sabotage and terrorist activities. 4. Inflicts light casualties. 5. Destroys supplies and equipment.

TASK: Defend a Minefield (5-OPFOR-0023)

CONDITION: The enemy is conducting a minefield sweeping operation. The opposing forces (OPFOR) element has a minefield placed in the enemy's path. The minefield is under constant observation and fire.

STANDARD: The OPFOR element defends a minefield against an enemy element conducting a minefield sweeping operation. 1. Prevents the unit from detecting the obstacle. 2. Disrupts the minefield sweeping operation. 3. Prevents the unit from conducting the minefield sweeping operation, prevents the unit from moving all personnel through the breach or delays the completion of the minefield sweeping operation for more than 45 minutes.

TASK: Conduct Sniper Operations (5-OPFOR-0006)

CONDITION: The opposing forces (OPFOR) element has assigned snipers (regular or irregular elements) in the enemy's rear area along the main supply route (MSR) and near support sites.

STANDARD: The OPFOR element kills or wounds targets. 1. Sets up a well-concealed location. 2. Engages vehicle drivers or personnel on foot with short bursts of semiautomatic fire. 3. Kills or wounds selected targets. 4. Prevents the position from being discovered by enemy forces. 5. Evacuates the area without being spotted. 6. Reports all specified priority intelligence requirements (PIR) and other intelligence requirements to the OPFOR headquarters (HQ).

TASK: Conduct an Ambush (5-OPFOR-0007)

CONDITION: The enemy is moving in a convoy. The opposing forces (OPFOR) element is positioned along the enemy's route.

STANDARD: The OPFOR element inflicts casualties on the enemy and causes vehicle and equipment damage. 1. Prepares an ambush site before the element arrives. 2. Surprises march element forces. 3. Inflicts heavy casualties within the designated kill zone. 4. Inflicts heavy damage to vehicles and equipment within the designated kill zone. 5. Delays the march element from reaching a specified destination for a specified period of time. 6. Withdraws on order. 7. Sustains no casualties. 8. Reports actions to superiors.

TASK: Maintain Contact (5-OPFOR-0003)

CONDITION: The opposing forces (OPFOR) element is engaged with enemy base defense forces. The enemy forces are withdrawing under pressure.

STANDARD: The OPFOR element maintains enemy contact while the enemy withdraws. 1. Engages the enemy forces decisively. 2. Advances the OPFOR as the enemy forces withdraw. 3. Inflicts heavy casualties. 4. Captures the members of the enemy force. 5. Captures documents and equipment. 6. Safeguards captured documents, equipment, and personnel.

TASK: Surrender to the Capturing Unit on the Battlefield (5-OPFOR-0024)

CONDITION: The enemy has captured the opposing forces (OPFOR) element's soldiers, documents, and equipment sensitive to the OPFOR tactical operations.

STANDARD: The OPFOR soldiers retain or destroy documents and equipment. The OPFOR element surrenders documents and equipment of no tactical use to the enemy and attempts to conceal or destroy items of tactical value. The OPFOR element attempts escape and evasion. 1. Prevents the successful capture of documents and equipment. 2. Destroys documents and equipment. 3. Removes identifying markings from equipment. 4. Removes unit-identifying insignia. 5. Provides misleading information. 6. Plans an escape. 7. Delays movement to the nearest collection point. 8. Prevents safeguarding of enemy prisoners of war (EPWs) in order to cause embarrassment to the United States (US).

TASK: Disrupt a Net Control Station (NCS) (5-OPFOR-0019)

CONDITION: The enemy has established a NCS. The opposing forces (OPFOR) element has radio and jamming equipment.

STANDARD: The OPFOR element attempts to disrupt an NCS. 1. Attempts to locate the radio frequency that the unit is operating on. 2. Attempts to enter the radio net. 3. Attempts to issue "bogus" orders to a unit on the net. 4. Jams the radio frequency and forces the unit to go to an alternate frequency.

TASK: Disrupt Defensive Preparations (5-OPFOR-0018)

CONDITION: The opposing forces (OPFOR) element has located the enemy. Priority intelligence requirements (PIR) and other intelligence requirements obtained by OPFOR patrols indicate that the enemy elements are establishing defensive positions. The OPFOR element has automatic and antiarmor weapons and light mortars.

STANDARD: The OPFOR element disrupts and delays the enemy's defensive preparations. 1. Locates and penetrates the enemy's security system. 2. Forces the enemy to delay defensive preparations. 3. Disrupts the enemy's obstacle preparations.

TASK: Disrupt Enemy Movement and Operations Using Tactical Nuclear Weapons (5-OPFOR-0016)

CONDITION: The opposing forces (OPFOR) element has located the enemy. Priority intelligence requirements (PIR) and other intelligence requirements have been obtained by OPFOR patrols. Tactical nuclear weapons are employed against key locations in the rear area.

STANDARD: The OPFOR element disrupts enemy movement and operations. 1. Disrupts or delays the movement of the enemy's equipment and supplies to the forward areas. 2. Destroys enemy equipment and supplies. 3. Inflicts a high rate of nuclear casualties among the enemy forces. 4. Denies the enemy the use of specified areas. 5. Contaminates the enemy's equipment and supplies.

TASK: Disrupt Quartering Party Operations (5-OPFOR-0017)

CONDITION: The enemy is conducting quartering party operations. It has established an assembly area (AA) but has not moved in the main body.

STANDARD: The opposing forces (OPFOR) element attempts to disrupt quartering party operations and infiltrate the enemy's AA. 1. Locates the quartering party and the AA. 2. Surprises the main body. 3. Penetrates the AA with squad-size probes. 4. Inflicts personnel casualties and vehicle damage. 5. Disrupts the unit's preparations (prevents or delays beyond the unit's allotted time).

TASK: Disrupt Enemy Movement and Operations Using Persistent and Nonpersistent Chemical Weapons (5-OPFOR-0015)

CONDITION: The opposing forces (OPFOR) element has located the enemy. Priority intelligence requirements (PIR) and other intelligence requirements have been obtained by OPFOR patrols. The OPFOR units deliver chemical agents, by means of conventional artillery weapons or aircraft, along selected supply routes and key bases in the rear area.

STANDARD: The OPFOR element disrupts enemy movement and operations using persistent and nonpersistent chemical weapons. 1. Delivers chemical agents in low and densely wooded areas. 2. Delays the movement of enemy supplies and equipment to the forward areas. 3. Restricts the movement of the enemy units in the rear area. 4. Channels the movement of enemy units into predesignated ambush areas. 5. Contaminates enemy supplies and equipment. 6. Inflicts a high rate of casualties on enemy forces.

TASK: Disrupt Movement (5-OPFOR-0014)

CONDITION: The enemy is expected to move through the opposing forces (OPFOR) element's area of operations. The OPFOR element has received an operation order (OPORD) or fragmentary order (FRAGO) to disrupt enemy movement. The enemy has the capability to defend with direct fire and antiarmor weapons.

STANDARD: The OPFOR element delays enemy movement. 1. Delays the element. 2. Forces the element to deviate from its route. 3. Prevents the element from reaching its destination. 4. Surprises the element's main body.

TASK: Counter Passage of Lines (5-OPFOR-0012)

CONDITION: Enemy forces are in defensive positions, but they are expected to attempt passage-of-lines operations. The opposing forces (OPFOR) received orders to disrupt enemy passage-of-lines operations.

STANDARD: The OPFOR element delays or prevents enemy passage of lines. 1. Delays the passage. 2. Prevents the company from moving all personnel through the stationary unit. 3. Engages the main body of either the moving or the stationary unit.

TASK: Disrupt Assembly Area (AA) Activities (5-OPFOR-0013)

CONDITION: Intelligence reports indicate that platoon- and company-size enemy units are operating in the opposing forces (OPFOR) area of operations. Enemy units can defend from AAs with direct fire, antiarmor weapons, and indirect fire. The enemy has close air support (CAS) and nuclear, biological, and chemical (NBC) capabilities.

STANDARD: The OPFOR element locates and disrupts the enemy's AA activities. 1. Locates the element's AA. 2. Probes the AA with squad- or team-size elements. 3. Inflicts more than 5 percent casualties on the element. 4. Disrupts the element's preparations (prevents or delays beyond the element's allotted time).

TASK: Attack (5-OPFOR-0001)

CONDITION: The opposing forces (OPFOR) element has located the enemy. The priority intelligence requirements (PIR) and other intelligence requirements have been obtained by OPFOR patrols. The OPFOR element has automatic and antiarmor weapons and light mortars.

STANDARD: The OPFOR element attempts to seize the terrain, vehicles, or equipment. 1. Develops an attack plan. 2. Surprises the enemy unit's main body. 3. Initiates the attack using a scheme of maneuver that exploits the enemy's flanks, gaps, and weaknesses. 4. Uses covered and concealed routes to approach the enemy forces' flanks, gaps, or weakly held areas. 5. Employs indirect fire to support the attack. 6. Penetrates enemy defenses. 7. Destroys equipment and supplies. 8. Inflicts heavy casualties. 9. Isolates the combat service support (CSS) base by blocking reinforcements. 10. Forces enemy units to displace. 11. Avoids being fixed in one position. 12. Withdraws before the CSS base is reinforced with tactical combat forces.

TASK: Conduct Air Attacks (5-OPFOR-0002)

CONDITION: The opposing forces (OPFOR) element in the rear area has forwarded the positions of the enemy support sites or the locations of moving elements. The OPFOR aircraft have been dispatched to attack enemy installations or convoys.

STANDARD: The OPFOR element attempts to delay, disrupt, or damage the enemy targets by air. 1. Locates the target (support sites or convoys). 2. Makes attack runs on the designated targets. 3. Inflicts heavy damage to the selected target. 4. Sustains no loss of aircraft. 5. Delays moving the force for more than one hour.

- ELEMENTS:** Company Headquarters
 Two Float Bridge Platoon Headquarters
 Four Bridge Sections
 Two Bridge Support Sections
 Support Platoon Headquarters
 Maintenance and Equipment Section
 Two Site Support Sections
 Augment

TASK: Install, Operate, and Maintain a Single-Channel, Ground and Airborne Radio System (SINGGARS) Frequency Hopping (FH) Net (11-5-1102.05-T01A)

(FM 24-19) (FM 20-3) (FM 24-18)
 (FM 24-33) (FM 24-35) (FM 24-35-1)

ITERATION: 1 2 3 4 5 M (Circle)

COMMANDER/LEADER ASSESSMENT: T P U (Circle)

CONDITIONS: The team has been briefed and has extracts from the signal operation instructions (SOI) and the signal supplemental instructions (SSI), the appropriate loading devices with keys, a radio net diagram, maps, and grid coordinates. Subtasks 1 through 4 are done in the motor pool or staging area before going to the field location. Some iterations of this task should be performed in MOPP4.

TASK STANDARDS: The SINGGARS radio sets are operational according to the tactical standing operating procedure (TACSOP) and the operation plan (OPLAN) or operation order (OPORD). The time required to perform this task is increased when conducting it in mission-oriented protection posture (MOPP) 4.

TASK STEPS AND PERFORMANCE MEASURES	GO	NO-GO
<p>* 1. The supervisor checks all radios for completeness and operability.</p> <ul style="list-style-type: none"> a. Ensured that the vehicular and manpack systems were assembled correctly. <p>WARNING: HIGH VOLTAGES EXIST AT CONNECTOR J1 ON THE MOUNTING ADAPTER. BE SURE THAT J1 IS COVERED OR CAPPED WHEN NOT IN USE.</p> <ul style="list-style-type: none"> b. Ensured that the operator logged the amp hours (manpack system only). c. Ensured that the preventive-maintenance checks and services (PMCS) were completed. <p>* 2. The supervisor selects the site.</p> <ul style="list-style-type: none"> a. Selected the primary and alternate locations within the general site. b. Established and maintained camouflage discipline. c. Ensured that the location provided effective use of the terrain in an electronic warfare (EW) environment. d. Ensured that the location avoided interference from power lines and other friendly sources of frequency interference. <p>3. Net members perform pre-mission checks for a SINGGARS FH cold-start net opening.</p> <ul style="list-style-type: none"> a. Performed before-operation PMCS. b. Loaded the transmission security key (TSK) using MX-10579 or MS-18290 (nonintegrated communications security [non-ICOM] only). c. Loaded the hop set using MX-18290 (integrated communications security [ICOM] only). d. Loaded the traffic encryption key (TEK) using KYK-13. 		

TASK STEPS AND PERFORMANCE MEASURES	GO	NO-GO
<p>4. The net control station (NCS) performs pre-mission checks for SINCGARS FH cold-start net opening.</p> <ol style="list-style-type: none"> Performed preoperational PMCS. Loaded the TSK and the hop set using MX-10579 or MX18290 (non-ICOM only). Loaded the hop set using MX-18290 (ICOM only). Loaded the TEK using KYK-13. Loaded the FH sync-time according to the SOI/SSI. Loaded the cue frequency. Directed the alternate NCS to load the cue frequency as required. Changed the net identification according to the SOI/SSI. <p>5. The NCS opens the net.</p> <ol style="list-style-type: none"> Issued the net call in the secure mode on the MAN channel. Issued and sent the electronic counter countermeasures [ECCM] remote fill (ERF) instructions. Set the channel switch to the hop set channel and issued the net call. Opened the net. Reset the channel switch to MAN and called missing net members. Repeated the cold start. Set the FCTN switch to SQ ON. <p>6. Net members enter the net.</p> <ol style="list-style-type: none"> Responded in the correct sequence to the net call. Stored the ERF, set the channel switch to the hop set channel, reset the channel switch to MAN, and set the FCTN switch to SQ ON. Responded in sequence to the NCS call. Reset the channel switch to MAN and the FCTN switch to LO if the member missed the ERF or heard no communications on the hop set channel. Responded in sequence to the NCS call. <p>7. Net members perform the late net entry (LNE), cue, and ERF method.</p> <ol style="list-style-type: none"> Performed pre-mission checks for an FH cold start. Loaded the cue frequency according to the SOI/SSI. Initiated the cue call. Reported into the net. Switched to the MAN channel and conducted the cold-start net opening. <p>8. Net members use proper radio procedures.</p> <ol style="list-style-type: none"> Kept the length and the number of transmissions to a minimum. Used the lowest power setting required to communicate. Used authorized call signs and frequencies. Observed periods of radio-listening silence. Operated on a random schedule. Adhered to net discipline. <p>9. Team members recognize different types of interference.</p> <ol style="list-style-type: none"> Checked the RT signal (SIG) display when it was not transmitting. If the display was constantly or intermittently higher than 1, then the members disconnected the antenna to determine if the interference was internal or external. Initiated the ECCM for external symptoms. <p>10. Team members initiate ECCM actions.</p> <ol style="list-style-type: none"> Continued to operate. 		

TASK STEPS AND PERFORMANCE MEASURES	GO	NO-GO
<p>b. Did not disclose the effectiveness of the jamming in the clear. c. Reduced the transmission speed. d. Increased the transmitter power. e. Relocated the antenna. f. Prepared and forwarded a meaconing, intrusion, jamming, and interference (MIJI) feeder report to the supervisor in the United States message text format (USMTF).</p> <p>11. Team members extend the range of the radio station. a. Inspected the OE-254 for serviceability. b. Installed the OE-254 antenna using the team method. c. Accomplished the transaction from the whip antenna to the OE-254 without unnecessary interruption of service.</p> <p>12. The retransmission team establishes a retransmission site. a. Installed and connected the OE-254 antennas. b. Performed preoperational PMCS. c. Loaded the CMD NET MAN frequency in radio C. d. Loaded the CMD NET MAN and cue frequencies in radio D. e. Loaded the TSK and the TEK into both radios (non-ICOM only). f. Loaded the hop set and the TEK into both radios (ICOM only). g. Cued the LNE using radio D. h. Stored the ERF into both radios. i. Changed radio D to RTS MAN and cue frequencies and TRS net ID. j. Set the FCTN switches of radios C and D to RXMT.</p> <p>13. Team members initiate the net radio interface (NRI) call. a. Called the NRI operator on the NRI hop set channel, or initiated a cue call on the net control interface (NCI) cue channel, as required. b. Switched to NRI MAN channel. c. Established communications on the NRI hop set channel. d. Identified the telephone subscriber by call sign or telephone number.</p> <p>14. Team members maintain the SINCGARS radio net. a. Performed PMCS, as required. b. Performed fault isolation, as required. c. Performed user-level maintenance, as required. d. Evacuated the faulty equipment, as required. e. Completed the necessary entries in the maintenance record. f. Reported all uncorrected deficiencies to the immediate supervisor.</p> <p>15. The NCS closes the net. a. Called the net and issued closedown instructions. b. Acknowledged the net members. c. Received acknowledgement in the correct sequence. d. Performed after-operation PMCS.</p>		

TASK PERFORMANCE / EVALUATION SUMMARY BLOCK							
ITERATION	1	2	3	4	5	M	TOTAL
TOTAL TASK STEPS EVALUATED							
TOTAL TASK STEPS "GO"							
TRAINING STATUS "GO"/"NO-GO"							

"*" indicates a leader task step.

SUPPORTING INDIVIDUAL TASKS: NONE

SUPPORTING COLLECTIVE TASKS

Task Number	Task Title
05-4-1005	Perform Preventive-Maintenance Checks and Services (PMCS)

OPFOR TASKS AND STANDARDS

TASK: Disrupt a Route Reconnaissance (5-OPFOR-0021)

CONDITION: The enemy is conducting a route reconnaissance. The opposing forces (OPFOR) element is positioned along the enemy's route.

STANDARD: The OPFOR element attempts to disrupt a squad/section conducting a route reconnaissance. 1. Prevents the unit from meeting its specified time schedule. 2. Forces the unit to deviate from its specified route. 3. Prevents the unit from reaching its assigned destination. 4. Surprises the squad/section. 5. Inflicts casualties on the unit.

TASK: Conduct an Aerial Reconnaissance (5-OPFOR-0010)

CONDITION: The opposing forces (OPFOR) headquarters (HQ) element requires intelligence on the locations and identification of enemy elements. An aircraft is dispatched to take photographs and make a visual inspection of the enemy rear area.

STANDARD: The OPFOR element gathers photograph intelligence of the enemy. 1. Photographs the assigned sectors. 2. Makes quick visual checks where the ceiling is low. 3. Locates enemy positions in the area, particularly support and storage bases, and command and control (C2) facilities. 4. Sustains no loss of aircraft. 5. Reports priority intelligence requirements (PIR) and other information requirements to the OPFOR HQ.

TASK: Conduct a Raid (5-OPFOR-0004)

CONDITION: The opposing forces (OPFOR) element has occupied an objective rally point and has orders to conduct a raid on a combat service support (CSS) base.

STANDARD: The OPFOR element infiltrates the enemy's base and destroys all of the targets. 1. Surprises the enemy forces. 2. Assaults the support base and accomplishes the assigned tasks. 3. Destroys the specified equipment and supplies. 4. Avoids being decisively engaged. 5. Withdraws all personnel from the objective areas within the time prescribed. 6. Obtains all priority intelligence requirements (PIR) from the raid site. 7. Sustains only light casualties from enemy fire.

TASK: Defeat Obstacles (5-OPFOR-0009)

CONDITION: The opposing forces (OPFOR) element encounters an obstacle that blocks the avenue of approach as it advances upon the enemy forces.

STANDARD: The OPFOR element bypasses or breaches the enemy obstacle. 1. Detects the obstacle before halting its main body. 2. Defeats the obstacle. a. Bypasses the obstacle without entering the engagement areas. b. Breaches the obstacle within 45 minutes and passes its entire force through the obstacle. 3. Does not incur degradation to the point that the mission must be discontinued.

TASK: Conduct an Attack (5-OPFOR-0008)

CONDITION: The enemy is conducting tactical operations. The opposing forces (OPFOR) element receives orders to attack the enemy, the area of occupation, or the main supply route (MSR) with smoke.

STANDARD: The OPFOR element disrupts the enemy's movement and smoke operations. 1. Determines the delivery method of the smoke attack. 2. Locates the target. 3. Delivers the smoke attack downwind. 4. Attacks the enemy with smoke, and surge attacks when the enemy responds to the smoke.

TASK: Disrupt Construction of Vehicle Fighting Positions (5-OPFOR-0020)

CONDITION: The opposing forces (OPFOR) element has located the enemy. The priority intelligence requirements (PIR) and other intelligence obtained by OPFOR patrols indicate the enemy is constructing vehicle fighting positions within its defensive area. The OPFOR element has automatic and antiarmor weapons and light mortars.

STANDARD: The OPFOR element attempts to disrupt the enemy's efforts to establish vehicle fighting positions. 1. Locates the defensive area. 2. Surprises the main body. 3. Penetrates the defensive area with squad-size probes. 4. Inflicts casualties on the unit. 5. Destroys vehicles. 6. Disrupts the unit's preparations (prevents or delays beyond the unit's allotted time).

TASK: Disrupt an Engineer Reconnaissance (5-OPFOR-0022)

CONDITION: The enemy is conducting an engineer reconnaissance. The opposing forces (OPFOR) element is positioned along the enemy's route.

STANDARD: The OPFOR element disrupts an engineer reconnaissance. 1. Prevents the unit from meeting its specified time schedule. 2. Forces the unit to deviate from its specified route. 3. Prevents the unit from accomplishing its assigned engineer reconnaissance. 4. Surprises the unit conducting the reconnaissance.

TASK: Conduct Terrorist and Saboteur Attacks (5-OPFOR-0005)

CONDITION: The opposing forces (OPFOR) element dispatches small teams into the enemy's rear area to disrupt combat service support (CSS) operations.

STANDARD: The enemy sustains disrupted command and control (C2), destroyed equipment and supplies, and light casualties. 1. Locates rear support bases and C2 facilities. 2. Delays and disrupts CSS operations through probes. 3. Infiltrates CSS bases to conduct sabotage and terrorist activities. 4. Inflicts light casualties. 5. Destroys supplies and equipment.

TASK: Defend a Minefield (5-OPFOR-0023)

CONDITION: The enemy is conducting a minefield sweeping operation. The opposing forces (OPFOR) element has a minefield placed in the enemy's path. The minefield is under constant observation and fire.

STANDARD: The OPFOR element defends a minefield against an enemy element conducting a minefield sweeping operation. 1. Prevents the unit from detecting the obstacle. 2. Disrupts the minefield sweeping operation. 3. Prevents the unit from conducting the minefield sweeping operation, prevents the unit from moving all personnel through the breach or delays the completion of the minefield sweeping operation for more than 45 minutes.

TASK: Conduct an Ambush (5-OPFOR-0007)

CONDITION: The enemy is moving in a convoy. The opposing forces (OPFOR) element is positioned along the enemy's route.

STANDARD: The OPFOR element inflicts casualties on the enemy and causes vehicle and equipment damage. 1. Prepares an ambush site before the element arrives. 2. Surprises march element forces. 3. Inflicts heavy casualties within the designated kill zone. 4. Inflicts heavy damage to vehicles and equipment within the designated kill zone. 5. Delays the march element from reaching a specified destination for a specified period of time. 6. Withdraws on order. 7. Sustains no casualties. 8. Reports actions to superiors.

TASK: Maintain Contact (5-OPFOR-0003)

CONDITION: The opposing forces (OPFOR) element is engaged with enemy base defense forces. The enemy forces are withdrawing under pressure.

STANDARD: The OPFOR element maintains enemy contact while the enemy withdraws. 1. Engages the enemy forces decisively. 2. Advances the OPFOR as the enemy forces withdraw. 3. Inflicts heavy casualties. 4. Captures the members of the enemy force. 5. Captures documents and equipment. 6. Safeguards captured documents, equipment, and personnel.

TASK: Surrender to the Capturing Unit on the Battlefield (5-OPFOR-0024)

CONDITION: The enemy has captured the opposing forces (OPFOR) element's soldiers, documents, and equipment sensitive to the OPFOR tactical operations.

STANDARD: The OPFOR soldiers retain or destroy documents and equipment. The OPFOR element surrenders documents and equipment of no tactical use to the enemy and attempts to conceal or destroy items of tactical value. The OPFOR element attempts escape and evasion. 1. Prevents the successful capture of documents and equipment. 2. Destroys documents and equipment. 3. Removes identifying markings from equipment. 4. Removes unit-identifying insignia. 5. Provides misleading information. 6. Plans an escape. 7. Delays movement to the nearest collection point. 8. Prevents safeguarding of enemy prisoners of war (EPWs) in order to cause embarrassment to the United States (US).

TASK: Disrupt a Net Control Station (NCS) (5-OPFOR-0019)

CONDITION: The enemy has established a NCS. The opposing forces (OPFOR) element has radio and jamming equipment.

STANDARD: The OPFOR element attempts to disrupt an NCS. 1. Attempts to locate the radio frequency that the unit is operating on. 2. Attempts to enter the radio net. 3. Attempts to issue "bogus" orders to a unit on the net. 4. Jams the radio frequency and forces the unit to go to an alternate frequency.

TASK: Disrupt Defensive Preparations (5-OPFOR-0018)

CONDITION: The opposing forces (OPFOR) element has located the enemy. Priority intelligence requirements (PIR) and other intelligence requirements obtained by OPFOR patrols indicate that the enemy elements are establishing defensive positions. The OPFOR element has automatic and antiarmor weapons and light mortars.

STANDARD: The OPFOR element disrupts and delays the enemy's defensive preparations. 1. Locates and penetrates the enemy's security system. 2. Forces the enemy to delay defensive preparations. 3. Disrupts the enemy's obstacle preparations.

TASK: Disrupt Enemy Movement and Operations Using Tactical Nuclear Weapons (5-OPFOR-0016)

CONDITION: The opposing forces (OPFOR) element has located the enemy. Priority intelligence requirements (PIR) and other intelligence requirements have been obtained by OPFOR patrols. Tactical nuclear weapons are employed against key locations in the rear area.

STANDARD: The OPFOR element disrupts enemy movement and operations. 1. Disrupts or delays the movement of the enemy's equipment and supplies to the forward areas. 2. Destroys enemy equipment and supplies. 3. Inflicts a high rate of nuclear casualties among the enemy forces. 4. Denies the enemy the use of specified areas. 5. Contaminates the enemy's equipment and supplies.

TASK: Disrupt Quartering Party Operations (5-OPFOR-0017)

CONDITION: The enemy is conducting quartering party operations. It has established an assembly area (AA) but has not moved in the main body.

STANDARD: The opposing forces (OPFOR) element attempts to disrupt quartering party operations and infiltrate the enemy's AA. 1. Locates the quartering party and the AA. 2. Surprises the main body. 3. Penetrates the AA with squad-size probes. 4. Inflicts personnel casualties and vehicle damage. 5. Disrupts the unit's preparations (prevents or delays beyond the unit's allotted time).

TASK: Disrupt Enemy Movement and Operations Using Persistent and Nonpersistent Chemical Weapons (5-OPFOR-0015)

CONDITION: The opposing forces (OPFOR) element has located the enemy. Priority intelligence requirements (PIR) and other intelligence requirements have been obtained by OPFOR patrols. The OPFOR units deliver chemical agents, by means of conventional artillery weapons or aircraft, along selected supply routes and key bases in the rear area.

STANDARD: The OPFOR element disrupts enemy movement and operations using persistent and nonpersistent chemical weapons. 1. Delivers chemical agents in low and densely wooded areas. 2. Delays the movement of enemy supplies and equipment to the forward areas. 3. Restricts the movement of the enemy units in the rear area. 4. Channels the movement of enemy units into predesignated ambush areas. 5. Contaminates enemy supplies and equipment. 6. Inflicts a high rate of casualties on enemy forces.

TASK: Disrupt Movement (5-OPFOR-0014)

CONDITION: The enemy is expected to move through the opposing forces (OPFOR) element's area of operations. The OPFOR element has received an operation order (OPORD) or fragmentary order (FRAGO) to disrupt enemy movement. The enemy has the capability to defend with direct fire and antiarmor weapons.

STANDARD: The OPFOR element delays enemy movement. 1. Delays the element. 2. Forces the element to deviate from its route. 3. Prevents the element from reaching its destination. 4. Surprises the element's main body.

TASK: Counter Passage of Lines (5-OPFOR-0012)

CONDITION: Enemy forces are in defensive positions, but they are expected to attempt passage-of-lines operations. The opposing forces (OPFOR) received orders to disrupt enemy passage-of-lines operations.

STANDARD: The OPFOR element delays or prevents enemy passage of lines. 1. Delays the passage. 2. Prevents the company from moving all personnel through the stationary unit. 3. Engages the main body of either the moving or the stationary unit.

TASK: Disrupt Assembly Area (AA) Activities (5-OPFOR-0013)

CONDITION: Intelligence reports indicate that platoon- and company-size enemy units are operating in the opposing forces (OPFOR) area of operations. Enemy units can defend from AAs with direct fire, antiarmor weapons, and indirect fire. The enemy has close air support (CAS) and nuclear, biological, and chemical (NBC) capabilities.

STANDARD: The OPFOR element locates and disrupts the enemy's AA activities. 1. Locates the element's AA. 2. Probes the AA with squad- or team-size elements. 3. Inflicts more than 5 percent casualties on the element. 4. Disrupts the element's preparations (prevents or delays beyond the element's allotted time).

TASK: Attack (5-OPFOR-0001)

CONDITION: The opposing forces (OPFOR) element has located the enemy. The priority intelligence requirements (PIR) and other intelligence requirements have been obtained by OPFOR patrols. The OPFOR element has automatic and antiarmor weapons and light mortars.

STANDARD: The OPFOR element attempts to seize the terrain, vehicles, or equipment. 1. Develops an attack plan. 2. Surprises the enemy unit's main body. 3. Initiates the attack using a scheme of maneuver that exploits the enemy's flanks, gaps, and weaknesses. 4. Uses covered and concealed routes to approach the enemy forces' flanks, gaps, or weakly held areas. 5. Employs indirect fire to support the attack. 6. Penetrates enemy defenses. 7. Destroys equipment and supplies. 8. Inflicts heavy casualties. 9. Isolates the combat service support (CSS) base by blocking reinforcements. 10. Forces enemy units to displace. 11. Avoids being fixed in one position. 12. Withdraws before the CSS base is reinforced with tactical combat forces.

TASK: Conduct Sniper Operations (5-OPFOR-0006)

CONDITION: The opposing forces (OPFOR) element has assigned snipers (regular or irregular elements) in the enemy's rear area along the main supply route (MSR) and near support sites.

STANDARD: The OPFOR element kills or wounds targets. 1. Sets up a well-concealed location. 2. Engages vehicle drivers or personnel on foot with short bursts of semiautomatic fire. 3. Kills or wounds selected targets. 4. Prevents the position from being discovered by enemy forces. 5. Evacuates the area without being spotted. 6. Reports all specified priority intelligence requirements (PIR) and other intelligence requirements to the OPFOR headquarters (HQ).

TASK: Conduct Air Attacks (5-OPFOR-0002)

CONDITION: The opposing forces (OPFOR) element in the rear area has forwarded the positions of the enemy support sites or the locations of moving elements. The OPFOR aircraft have been dispatched to attack enemy installations or convoys.

STANDARD: The OPFOR element attempts to delay, disrupt, or damage the enemy targets by air. 1. Locates the target (support sites or convoys). 2. Makes attack runs on the designated targets. 3. Inflicts heavy damage to the selected target. 4. Sustains no loss of aircraft. 5. Delays moving the force for more than one hour.

ELEMENTS: Company
Company Headquarters

TASK: Maintain Company Strength (12-2-0321.05-T01A)
(FM 12-6) (FM 101-5)

ITERATION: 1 2 3 4 5 M (Circle)

COMMANDER/LEADER ASSESSMENT: T P U (Circle)

CONDITIONS: The company has resumed combat operations. Casualties have occurred and replacements are arriving. During operations, the unit may encounter separate or multiple air; Level I threat; nuclear, biological, and chemical (NBC); and terrorist attacks. Casualty processing and replacement actions continue during lulls in combat operations. The task may occur in a field environment or during military operations on urbanized terrain (MOUT). A tactical standing operating procedure (TACSOP) is available. Digital units have performed functionality checks, and systems are operational. Some iterations of this task should be performed in MOPP4.

TASK STANDARDS: The personnel situation report (SITREP), which accounts for all company personnel, is reported daily or as required. Digital units send and receive reports using frequency-modulated (FM) or digital means to update the common operational picture (COP) and situational awareness (SA). The time required to perform this task is increased when conducting it in mission-oriented protection posture (MOPP) 4.

TASK STEPS AND PERFORMANCE MEASURES	GO	NO-GO
<ol style="list-style-type: none"> 1. The headquarters (HQ) element collects strength information reports from subordinate sections. <ol style="list-style-type: none"> a. Logged the SITREP and other personnel information. b. Verified strength data. c. Corrected erroneous and incomplete data. 2. The HQ element processes information. <ol style="list-style-type: none"> a. Consolidated the personnel information of subordinate elements. b. Determined critical shortages and cross-leveling requirements. c. Updated the battle roster. d. Prepared hasty personnel status report (PSR) strength reports. e. Submitted PSR to higher HQ in accordance with unit SOP. 3. The HQ element processes replacements. <ol style="list-style-type: none"> a. Briefed replacements on the mission, the tactical situation, company policies and procedures, specific duties, and site or company orientation. b. Added soldiers' names to the battle roster. c. Inspected critical clothing and equipment for shortages. d. Coordinated the issue of needed items. e. Arranged the movement of replacements to the platoon of assignment. * 4. The first sergeant (1SG) disseminates strength information. <ol style="list-style-type: none"> a. Briefed the commander on the unit's strength and replacement status. b. Forwarded the personnel SITREP or hasty strength reports, casualty feeder reports, and witness statements to the supporting Adjutant (US Army) (S1) section. c. Informed subordinate sections of projected replacements. * 5. The company commander performs strength management functions. <ol style="list-style-type: none"> a. Directed cross leveling. 		

TASK STEPS AND PERFORMANCE MEASURES	GO	NO-GO
b. Verified combat critical personnel requirements. c. Reviewed strength management reports. d. Spot-checked strength information processing. e. Briefed superiors on the unit's strength and replacement status.		

TASK PERFORMANCE / EVALUATION SUMMARY BLOCK							
ITERATION	1	2	3	4	5	M	TOTAL
TOTAL TASK STEPS EVALUATED							
TOTAL TASK STEPS "GO"							
TRAINING STATUS "GO"/"NO-GO"							

"*" indicates a leader task step.

SUPPORTING INDIVIDUAL TASKS: NONE

SUPPORTING COLLECTIVE TASKS: NONE

OPFOR TASKS AND STANDARDS

TASK: Surrender to the Capturing Unit on the Battlefield (5-OPFOR-0024)

CONDITION: The enemy has captured the opposing forces (OPFOR) element's soldiers, documents, and equipment sensitive to the OPFOR tactical operations.

STANDARD: The OPFOR soldiers retain or destroy documents and equipment. The OPFOR element surrenders documents and equipment of no tactical use to the enemy and attempts to conceal or destroy items of tactical value. The OPFOR element attempts escape and evasion. 1. Prevents the successful capture of documents and equipment. 2. Destroys documents and equipment. 3. Removes identifying markings from equipment. 4. Removes unit-identifying insignia. 5. Provides misleading information. 6. Plans an escape. 7. Delays movement to the nearest collection point. 8. Prevents safeguarding of enemy prisoners of war (EPWs) in order to cause embarrassment to the United States (US).

TASK: Disrupt a Route Reconnaissance (5-OPFOR-0021)

CONDITION: The enemy is conducting a route reconnaissance. The opposing forces (OPFOR) element is positioned along the enemy's route.

STANDARD: The OPFOR element attempts to disrupt a squad/section conducting a route reconnaissance. 1. Prevents the unit from meeting its specified time schedule. 2. Forces the unit to deviate from its specified route. 3. Prevents the unit from reaching its assigned destination. 4. Surprises the squad/section. 5. Inflicts casualties on the unit.

TASK: Conduct a Raid (5-OPFOR-0004)

CONDITION: The opposing forces (OPFOR) element has occupied an objective rally point and has orders to conduct a raid on a combat service support (CSS) base.

STANDARD: The OPFOR element infiltrates the enemy's base and destroys all of the targets. 1. Surprises the enemy forces. 2. Assaults the support base and accomplishes the assigned tasks. 3. Destroys the specified equipment and supplies. 4. Avoids being decisively engaged. 5. Withdraws all personnel from the objective areas within the time prescribed. 6. Obtains all priority intelligence requirements (PIR) from the raid site. 7. Sustains only light casualties from enemy fire.

TASK: Conduct an Aerial Reconnaissance (5-OPFOR-0010)

CONDITION: The opposing forces (OPFOR) headquarters (HQ) element requires intelligence on the locations and identification of enemy elements. An aircraft is dispatched to take photographs and make a visual inspection of the enemy rear area.

STANDARD: The OPFOR element gathers photograph intelligence of the enemy. 1. Photographs the assigned sectors. 2. Makes quick visual checks where the ceiling is low. 3. Locates enemy positions in the area, particularly support and storage bases, and command and control (C2) facilities. 4. Sustains no loss of aircraft. 5. Reports priority intelligence requirements (PIR) and other information requirements to the OPFOR HQ.

TASK: Defeat Obstacles (5-OPFOR-0009)

CONDITION: The opposing forces (OPFOR) element encounters an obstacle that blocks the avenue of approach as it advances upon the enemy forces.

STANDARD: The OPFOR element bypasses or breaches the enemy obstacle. 1. Detects the obstacle before halting its main body. 2. Defeats the obstacle. a. Bypasses the obstacle without entering the engagement areas. b. Breaches the obstacle within 45 minutes and passes its entire force through the obstacle. 3. Does not incur degradation to the point that the mission must be discontinued.

TASK: Conduct an Attack (5-OPFOR-0008)

CONDITION: The enemy is conducting tactical operations. The opposing forces (OPFOR) element receives orders to attack the enemy, the area of occupation, or the main supply route (MSR) with smoke.

STANDARD: The OPFOR element disrupts the enemy's movement and smoke operations. 1. Determines the delivery method of the smoke attack. 2. Locates the target. 3. Delivers the smoke attack downwind. 4. Attacks the enemy with smoke, and surge attacks when the enemy responds to the smoke.

TASK: Disrupt Construction of Vehicle Fighting Positions (5-OPFOR-0020)

CONDITION: The opposing forces (OPFOR) element has located the enemy. The priority intelligence requirements (PIR) and other intelligence obtained by OPFOR patrols indicate the enemy is constructing vehicle fighting positions within its defensive area. The OPFOR element has automatic and antiarmor weapons and light mortars.

STANDARD: The OPFOR element attempts to disrupt the enemy's efforts to establish vehicle fighting positions. 1. Locates the defensive area. 2. Surprises the main body. 3. Penetrates the defensive area with squad-size probes. 4. Inflicts casualties on the unit. 5. Destroys vehicles. 6. Disrupts the unit's preparations (prevents or delays beyond the unit's allotted time).

TASK: Disrupt an Engineer Reconnaissance (5-OPFOR-0022)

CONDITION: The enemy is conducting an engineer reconnaissance. The opposing forces (OPFOR) element is positioned along the enemy's route.

STANDARD: The OPFOR element disrupts an engineer reconnaissance. 1. Prevents the unit from meeting its specified time schedule. 2. Forces the unit to deviate from its specified route. 3. Prevents the unit from accomplishing its assigned engineer reconnaissance. 4. Surprises the unit conducting the reconnaissance.

TASK: Defend a Minefield (5-OPFOR-0023)

CONDITION: The enemy is conducting a minefield sweeping operation. The opposing forces (OPFOR) element has a minefield placed in the enemy's path. The minefield is under constant observation and fire.

STANDARD: The OPFOR element defends a minefield against an enemy element conducting a minefield sweeping operation. 1. Prevents the unit from detecting the obstacle. 2. Disrupts the minefield sweeping operation. 3. Prevents the unit from conducting the minefield sweeping operation, prevents the unit from moving all personnel through the breach or delays the completion of the minefield sweeping operation for more than 45 minutes.

TASK: Conduct Terrorist and Saboteur Attacks (5-OPFOR-0005)

CONDITION: The opposing forces (OPFOR) element dispatches small teams into the enemy's rear area to disrupt combat service support (CSS) operations.

STANDARD: The enemy sustains disrupted command and control (C2), destroyed equipment and supplies, and light casualties. 1. Locates rear support bases and C2 facilities. 2. Delays and disrupts CSS operations through probes. 3. Infiltrates CSS bases to conduct sabotage and terrorist activities. 4. Inflicts light casualties. 5. Destroys supplies and equipment.

TASK: Conduct Sniper Operations (5-OPFOR-0006)

CONDITION: The opposing forces (OPFOR) element has assigned snipers (regular or irregular elements) in the enemy's rear area along the main supply route (MSR) and near support sites.

STANDARD: The OPFOR element kills or wounds targets. 1. Sets up a well-concealed location. 2. Engages vehicle drivers or personnel on foot with short bursts of semiautomatic fire. 3. Kills or wounds selected targets. 4. Prevents the position from being discovered by enemy forces. 5. Evacuates the area without being spotted. 6. Reports all specified priority intelligence requirements (PIR) and other intelligence requirements to the OPFOR headquarters (HQ).

TASK: Maintain Contact (5-OPFOR-0003)

CONDITION: The opposing forces (OPFOR) element is engaged with enemy base defense forces. The enemy forces are withdrawing under pressure.

STANDARD: The OPFOR element maintains enemy contact while the enemy withdraws. 1. Engages the enemy forces decisively. 2. Advances the OPFOR as the enemy forces withdraw. 3. Inflicts heavy casualties. 4. Captures the members of the enemy force. 5. Captures documents and equipment. 6. Safeguards captured documents, equipment, and personnel.

TASK: Conduct an Ambush (5-OPFOR-0007)

CONDITION: The enemy is moving in a convoy. The opposing forces (OPFOR) element is positioned along the enemy's route.

STANDARD: The OPFOR element inflicts casualties on the enemy and causes vehicle and equipment damage. 1. Prepares an ambush site before the element arrives. 2. Surprises march element forces. 3. Inflicts heavy casualties within the designated kill zone. 4. Inflicts heavy damage to vehicles and equipment within the designated kill zone. 5. Delays the march element from reaching a specified destination for a specified period of time. 6. Withdraws on order. 7. Sustains no casualties. 8. Reports actions to superiors.

TASK: Disrupt a Net Control Station (NCS) (5-OPFOR-0019)

CONDITION: The enemy has established a NCS. The opposing forces (OPFOR) element has radio and jamming equipment.

STANDARD: The OPFOR element attempts to disrupt an NCS. 1. Attempts to locate the radio frequency that the unit is operating on. 2. Attempts to enter the radio net. 3. Attempts to issue "bogus" orders to a unit on the net. 4. Jams the radio frequency and forces the unit to go to an alternate frequency.

TASK: Disrupt Defensive Preparations (5-OPFOR-0018)

CONDITION: The opposing forces (OPFOR) element has located the enemy. Priority intelligence requirements (PIR) and other intelligence requirements obtained by OPFOR patrols indicate that the enemy elements are establishing defensive positions. The OPFOR element has automatic and antiarmor weapons and light mortars.

STANDARD: The OPFOR element disrupts and delays the enemy's defensive preparations. 1. Locates and penetrates the enemy's security system. 2. Forces the enemy to delay defensive preparations. 3. Disrupts the enemy's obstacle preparations.

TASK: Disrupt Enemy Movement and Operations Using Tactical Nuclear Weapons (5-OPFOR-0016)

CONDITION: The opposing forces (OPFOR) element has located the enemy. Priority intelligence requirements (PIR) and other intelligence requirements have been obtained by OPFOR patrols. Tactical nuclear weapons are employed against key locations in the rear area.

STANDARD: The OPFOR element disrupts enemy movement and operations. 1. Disrupts or delays the movement of the enemy's equipment and supplies to the forward areas. 2. Destroys enemy equipment and supplies. 3. Inflicts a high rate of nuclear casualties among the enemy forces. 4. Denies the enemy the use of specified areas. 5. Contaminates the enemy's equipment and supplies.

TASK: Disrupt Quartering Party Operations (5-OPFOR-0017)

CONDITION: The enemy is conducting quartering party operations. It has established an assembly area (AA) but has not moved in the main body.

STANDARD: The opposing forces (OPFOR) element attempts to disrupt quartering party operations and infiltrate the enemy's AA. 1. Locates the quartering party and the AA. 2. Surprises the main body. 3. Penetrates the AA with squad-size probes. 4. Inflicts personnel casualties and vehicle damage. 5. Disrupts the unit's preparations (prevents or delays beyond the unit's allotted time).

TASK: Disrupt Enemy Movement and Operations Using Persistent and Nonpersistent Chemical Weapons (5-OPFOR-0015)

CONDITION: The opposing forces (OPFOR) element has located the enemy. Priority intelligence requirements (PIR) and other intelligence requirements have been obtained by OPFOR patrols. The OPFOR units deliver chemical agents, by means of conventional artillery weapons or aircraft, along selected supply routes and key bases in the rear area.

STANDARD: The OPFOR element disrupts enemy movement and operations using persistent and nonpersistent chemical weapons. 1. Delivers chemical agents in low and densely wooded areas. 2. Delays the movement of enemy supplies and equipment to the forward areas. 3. Restricts the movement of the enemy units in the rear area. 4. Channels the movement of enemy units into predesignated ambush areas. 5. Contaminates enemy supplies and equipment. 6. Inflicts a high rate of casualties on enemy forces.

TASK: Disrupt Movement (5-OPFOR-0014)

CONDITION: The enemy is expected to move through the opposing forces (OPFOR) element's area of operations. The OPFOR element has received an operation order (OPORD) or fragmentary order (FRAGO) to disrupt enemy movement. The enemy has the capability to defend with direct fire and antiarmor weapons.

STANDARD: The OPFOR element delays enemy movement. 1. Delays the element. 2. Forces the element to deviate from its route. 3. Prevents the element from reaching its destination. 4. Surprises the element's main body.

TASK: Counter Passage of Lines (5-OPFOR-0012)

CONDITION: Enemy forces are in defensive positions, but they are expected to attempt passage-of-lines operations. The opposing forces (OPFOR) received orders to disrupt enemy passage-of-lines operations.

STANDARD: The OPFOR element delays or prevents enemy passage of lines. 1. Delays the passage. 2. Prevents the company from moving all personnel through the stationary unit. 3. Engages the main body of either the moving or the stationary unit.

TASK: Disrupt Assembly Area (AA) Activities (5-OPFOR-0013)

CONDITION: Intelligence reports indicate that platoon- and company-size enemy units are operating in the opposing forces (OPFOR) area of operations. Enemy units can defend from AAs with direct fire, antiarmor weapons, and indirect fire. The enemy has close air support (CAS) and nuclear, biological, and chemical (NBC) capabilities.

STANDARD: The OPFOR element locates and disrupts the enemy's AA activities. 1. Locates the element's AA. 2. Probes the AA with squad- or team-size elements. 3. Inflicts more than 5 percent casualties on the element. 4. Disrupts the element's preparations (prevents or delays beyond the element's allotted time).

TASK: Attack (5-OPFOR-0001)

CONDITION: The opposing forces (OPFOR) element has located the enemy. The priority intelligence requirements (PIR) and other intelligence requirements have been obtained by OPFOR patrols. The OPFOR element has automatic and antiarmor weapons and light mortars.

STANDARD: The OPFOR element attempts to seize the terrain, vehicles, or equipment. 1. Develops an attack plan. 2. Surprises the enemy unit's main body. 3. Initiates the attack using a scheme of maneuver that exploits the enemy's flanks, gaps, and weaknesses. 4. Uses covered and concealed routes to approach the enemy forces' flanks, gaps, or weakly held areas. 5. Employs indirect fire to support the attack. 6. Penetrates enemy defenses. 7. Destroys equipment and supplies. 8. Inflicts heavy casualties. 9. Isolates the combat service support (CSS) base by blocking reinforcements. 10. Forces enemy units to displace. 11. Avoids being fixed in one position. 12. Withdraws before the CSS base is reinforced with tactical combat forces.

TASK: Conduct Air Attacks (5-OPFOR-0002)

CONDITION: The opposing forces (OPFOR) element in the rear area has forwarded the positions of the enemy support sites or the locations of moving elements. The OPFOR aircraft have been dispatched to attack enemy installations or convoys.

STANDARD: The OPFOR element attempts to delay, disrupt, or damage the enemy targets by air. 1. Locates the target (support sites or convoys). 2. Makes attack runs on the designated targets. 3. Inflicts heavy damage to the selected target. 4. Sustains no loss of aircraft. 5. Delays moving the force for more than one hour.

ELEMENTS: Company
Company Headquarters

TASK: Maintain Troop Morale and Combat Capability (12-2-0338.05-T01A)
(FM 22-51) (AR 27-1) (AR 600-15)
(AR 608-99) (FM 21-20) (FM 6-22.5)

ITERATION: 1 2 3 4 5 M (Circle)

COMMANDER/LEADER ASSESSMENT: T P U (Circle)

CONDITIONS: The company is preparing to resume combat operations. During preparations, the unit may encounter separate or multiple air; Level 1 threat; nuclear, biological, and chemical (NBC); and terrorist attacks. Preparations occur during lulls in combat operations. Digital units have performed functionality checks, and systems are operational. The task may occur in a field environment or during military operations on urbanized terrain (MOUT). The tactical standing operating procedure (TACSOP) is available. Some iterations of this task should be performed in MOPP4.

TASK STANDARDS: The company follows and applies techniques to counter performance degradation and to enhance combat effectiveness. Digital units send and receive reports using frequency-modulated (FM) or digital means to maintain and inform subordinate units of the common operational picture (COP) and maintain situational awareness (SA). The time required to perform this task is increased when conducting it in mission-oriented protection posture (MOPP) 4.

TASK STEPS AND PERFORMANCE MEASURES	GO	NO-GO
<ul style="list-style-type: none"> * 1. The company commander executes actions to keep soldiers informed. <ul style="list-style-type: none"> a. Issued warning orders, operation orders (OPORDs), and fragmentary orders (FRAGOs) to the lowest possible level. b. Provided soldiers with an accurate assessment of the friendly and enemy situations. c. Told the soldiers of the leaders' intentions. d. Spoke positively concerning the unit's mission, purpose, and abilities. e. Encouraged a positive attitude throughout the unit. f. Quelled and prevented rumors. g. Disseminated command information to include the availability of religious support. * 2. The company commander or first sergeant (1SG) implements the unit's sleep plan. <ul style="list-style-type: none"> a. Developed the unit's sleep plan. b. Provided safe, secure areas away from vehicles and other activities for sleep. c. Provided an opportunity for the maximum number of soldiers to sleep or rest where possible. d. Specified and provided time for leaders to sleep or rest. e. Adjusted the plan to the tactical situation. * 3. All leaders implement task rotation restructuring procedures. <ul style="list-style-type: none"> a. Cross trained soldiers on critical tasks. b. Developed plans for the rotation of soldiers between demanding and nondemanding tasks. c. Assigned two soldiers to function independently on tasks requiring a high degree of accuracy, such as mathematical computations (duplicate efforts). * 4. All leaders implement stress-coping and stress management techniques. 		

TASK STEPS AND PERFORMANCE MEASURES	GO	NO-GO
<p>a. Taught soldiers relaxation techniques before deployment.</p> <p>b. Ensured that the unit implemented a buddy system to observe signs of stress or battle fatigue among soldiers and leaders.</p> <p>c. Ensured that soldiers used relaxation techniques when needed.</p> <p>d. Facilitated the acceptance of newly arrived soldiers into the unit.</p> <p>e. Reintegrated returned-to-duty, stressed, or battle-fatigued soldiers into the unit.</p> <p>* 5. The company commander or 1SG implements stress treatment techniques.</p> <p>a. Developed a plan to deal with mild and more serious stress or battle-fatigue cases.</p> <p>b. Assigned soldiers who showed signs of stress or battle fatigue to the performance of simpler tasks.</p> <p>c. Ensured that soldiers were supportive in speech and behavior toward soldiers suffering from stress or battle fatigue.</p> <p>d. Moved stressed or battle-fatigued soldiers (who did not show improvement after resting) to unit trains, supporting units, or medical facilities.</p> <p>e. Referred for medical evaluation or care, those soldiers who had serious signs of stress or battle fatigue or were not recuperating.</p> <p>* 6. The company command group provides morale, welfare, and recreation (MWR) support.</p> <p>a. Implemented sports programs as the situation allowed.</p> <p>b. Provided hot rations.</p> <p>c. Coordinated postal support.</p> <p>d. Coordinated combat payments.</p> <p>e. Coordinated clothing exchange and bath support.</p> <p>f. Coordinated the issue and sale of soldier comfort, morale, and welfare items.</p> <p>g. Coordinated legal support.</p> <p>h. Advised higher headquarters on the unit's MWR status.</p> <p>* 7. All leaders maintain soldiers' fitness.</p> <p>a. Monitored soldiers' fitness.</p> <p>b. Conducted physical training (as the time and combat situation allowed).</p> <p>c. Implemented personal hygiene and field sanitation procedures.</p> <p>d. Corrected problem areas.</p> <p>e. Briefed the commander on the soldiers' fitness status.</p> <p>* 8. The company commander administers the Uniform Code of Military Justice (UCMJ).</p> <p>a. Evaluated evidence and determined the appropriate disposition of reported violations of the UCMJ.</p> <p>b. Administered nonjudicial punishment.</p> <p>c. Forwarded charges for trial by court-martial.</p> <p>* 9. The company commander disposes of disciplinary infractions and misconduct by other-than-judicial or nonjudicial proceedings.</p> <p>a. Counseled soldiers for indebtedness.</p> <p>b. Counseled soldiers for nonsupport of dependents.</p> <p>c. Initiated letters of reprimand or admonition.</p> <p>d. Initiated administrative separations.</p>		

TASK PERFORMANCE / EVALUATION SUMMARY BLOCK							
ITERATION	1	2	3	4	5	M	TOTAL
TOTAL TASK STEPS EVALUATED							
TOTAL TASK STEPS "GO"							
TRAINING STATUS "GO"/"NO-GO"							

"*" indicates a leader task step.

SUPPORTING INDIVIDUAL TASKS: NONE

SUPPORTING COLLECTIVE TASKS: NONE

OPFOR TASKS AND STANDARDS

TASK: Surrender to the Capturing Unit on the Battlefield (5-OPFOR-0024)

CONDITION: The enemy has captured the opposing forces (OPFOR) element's soldiers, documents, and equipment sensitive to the OPFOR tactical operations.

STANDARD: The OPFOR soldiers retain or destroy documents and equipment. The OPFOR element surrenders documents and equipment of no tactical use to the enemy and attempts to conceal or destroy items of tactical value. The OPFOR element attempts escape and evasion. 1. Prevents the successful capture of documents and equipment. 2. Destroys documents and equipment. 3. Removes identifying markings from equipment. 4. Removes unit-identifying insignia. 5. Provides misleading information. 6. Plans an escape. 7. Delays movement to the nearest collection point. 8. Prevents safeguarding of enemy prisoners of war (EPWs) in order to cause embarrassment to the United States (US).

TASK: Disrupt a Route Reconnaissance (5-OPFOR-0021)

CONDITION: The enemy is conducting a route reconnaissance. The opposing forces (OPFOR) element is positioned along the enemy's route.

STANDARD: The OPFOR element attempts to disrupt a squad/section conducting a route reconnaissance. 1. Prevents the unit from meeting its specified time schedule. 2. Forces the unit to deviate from its specified route. 3. Prevents the unit from reaching its assigned destination. 4. Surprises the squad/section. 5. Inflicts casualties on the unit.

TASK: Conduct a Raid (5-OPFOR-0004)

CONDITION: The opposing forces (OPFOR) element has occupied an objective rally point and has orders to conduct a raid on a combat service support (CSS) base.

STANDARD: The OPFOR element infiltrates the enemy's base and destroys all of the targets. 1. Surprises the enemy forces. 2. Assaults the support base and accomplishes the assigned tasks. 3. Destroys the specified equipment and supplies. 4. Avoids being decisively engaged. 5. Withdraws all personnel from the objective areas within the time prescribed. 6. Obtains all priority intelligence requirements (PIR) from the raid site. 7. Sustains only light casualties from enemy fire.

TASK: Conduct an Aerial Reconnaissance (5-OPFOR-0010)

CONDITION: The opposing forces (OPFOR) headquarters (HQ) element requires intelligence on the locations and identification of enemy elements. An aircraft is dispatched to take photographs and make a visual inspection of the enemy rear area.

STANDARD: The OPFOR element gathers photograph intelligence of the enemy. 1. Photographs the assigned sectors. 2. Makes quick visual checks where the ceiling is low. 3. Locates enemy positions in the area, particularly support and storage bases, and command and control (C2) facilities. 4. Sustains no loss of aircraft. 5. Reports priority intelligence requirements (PIR) and other information requirements to the OPFOR HQ.

TASK: Defeat Obstacles (5-OPFOR-0009)

CONDITION: The opposing forces (OPFOR) element encounters an obstacle that blocks the avenue of approach as it advances upon the enemy forces.

STANDARD: The OPFOR element bypasses or breaches the enemy obstacle. 1. Detects the obstacle before halting its main body. 2. Defeats the obstacle. a. Bypasses the obstacle without entering the engagement areas. b. Breaches the obstacle within 45 minutes and passes its entire force through the obstacle. 3. Does not incur degradation to the point that the mission must be discontinued.

TASK: Conduct an Attack (5-OPFOR-0008)

CONDITION: The enemy is conducting tactical operations. The opposing forces (OPFOR) element receives orders to attack the enemy, the area of occupation, or the main supply route (MSR) with smoke.

STANDARD: The OPFOR element disrupts the enemy's movement and smoke operations. 1. Determines the delivery method of the smoke attack. 2. Locates the target. 3. Delivers the smoke attack downwind. 4. Attacks the enemy with smoke, and surge attacks when the enemy responds to the smoke.

TASK: Disrupt Construction of Vehicle Fighting Positions (5-OPFOR-0020)

CONDITION: The opposing forces (OPFOR) element has located the enemy. The priority intelligence requirements (PIR) and other intelligence obtained by OPFOR patrols indicate the enemy is constructing vehicle fighting positions within its defensive area. The OPFOR element has automatic and antiarmor weapons and light mortars.

STANDARD: The OPFOR element attempts to disrupt the enemy's efforts to establish vehicle fighting positions. 1. Locates the defensive area. 2. Surprises the main body. 3. Penetrates the defensive area with squad-size probes. 4. Inflicts casualties on the unit. 5. Destroys vehicles. 6. Disrupts the unit's preparations (prevents or delays beyond the unit's allotted time).

TASK: Disrupt an Engineer Reconnaissance (5-OPFOR-0022)

CONDITION: The enemy is conducting an engineer reconnaissance. The opposing forces (OPFOR) element is positioned along the enemy's route.

STANDARD: The OPFOR element disrupts an engineer reconnaissance. 1. Prevents the unit from meeting its specified time schedule. 2. Forces the unit to deviate from its specified route. 3. Prevents the unit from accomplishing its assigned engineer reconnaissance. 4. Surprises the unit conducting the reconnaissance.

TASK: Defend a Minefield (5-OPFOR-0023)

CONDITION: The enemy is conducting a minefield sweeping operation. The opposing forces (OPFOR) element has a minefield placed in the enemy's path. The minefield is under constant observation and fire.

STANDARD: The OPFOR element defends a minefield against an enemy element conducting a minefield sweeping operation. 1. Prevents the unit from detecting the obstacle. 2. Disrupts the minefield sweeping operation. 3. Prevents the unit from conducting the minefield sweeping operation, prevents the unit from moving all personnel through the breach or delays the completion of the minefield sweeping operation for more than 45 minutes.

TASK: Conduct Terrorist and Saboteur Attacks (5-OPFOR-0005)

CONDITION: The opposing forces (OPFOR) element dispatches small teams into the enemy's rear area to disrupt combat service support (CSS) operations.

STANDARD: The enemy sustains disrupted command and control (C2), destroyed equipment and supplies, and light casualties. 1. Locates rear support bases and C2 facilities. 2. Delays and disrupts CSS operations through probes. 3. Infiltrates CSS bases to conduct sabotage and terrorist activities. 4. Inflicts light casualties. 5. Destroys supplies and equipment.

TASK: Conduct Sniper Operations (5-OPFOR-0006)

CONDITION: The opposing forces (OPFOR) element has assigned snipers (regular or irregular elements) in the enemy's rear area along the main supply route (MSR) and near support sites.

STANDARD: The OPFOR element kills or wounds targets. 1. Sets up a well-concealed location. 2. Engages vehicle drivers or personnel on foot with short bursts of semiautomatic fire. 3. Kills or wounds selected targets. 4. Prevents the position from being discovered by enemy forces. 5. Evacuates the area without being spotted. 6. Reports all specified priority intelligence requirements (PIR) and other intelligence requirements to the OPFOR headquarters (HQ).

TASK: Maintain Contact (5-OPFOR-0003)

CONDITION: The opposing forces (OPFOR) element is engaged with enemy base defense forces. The enemy forces are withdrawing under pressure.

STANDARD: The OPFOR element maintains enemy contact while the enemy withdraws. 1. Engages the enemy forces decisively. 2. Advances the OPFOR as the enemy forces withdraw. 3. Inflicts heavy casualties. 4. Captures the members of the enemy force. 5. Captures documents and equipment. 6. Safeguards captured documents, equipment, and personnel.

TASK: Conduct an Ambush (5-OPFOR-0007)

CONDITION: The enemy is moving in a convoy. The opposing forces (OPFOR) element is positioned along the enemy's route.

STANDARD: The OPFOR element inflicts casualties on the enemy and causes vehicle and equipment damage. 1. Prepares an ambush site before the element arrives. 2. Surprises march element forces. 3. Inflicts heavy casualties within the designated kill zone. 4. Inflicts heavy damage to vehicles and equipment within the designated kill zone. 5. Delays the march element from reaching a specified destination for a specified period of time. 6. Withdraws on order. 7. Sustains no casualties. 8. Reports actions to superiors.

TASK: Disrupt a Net Control Station (NCS) (5-OPFOR-0019)

CONDITION: The enemy has established a NCS. The opposing forces (OPFOR) element has radio and jamming equipment.

STANDARD: The OPFOR element attempts to disrupt an NCS. 1. Attempts to locate the radio frequency that the unit is operating on. 2. Attempts to enter the radio net. 3. Attempts to issue "bogus" orders to a unit on the net. 4. Jams the radio frequency and forces the unit to go to an alternate frequency.

TASK: Disrupt Defensive Preparations (5-OPFOR-0018)

CONDITION: The opposing forces (OPFOR) element has located the enemy. Priority intelligence requirements (PIR) and other intelligence requirements obtained by OPFOR patrols indicate that the enemy elements are establishing defensive positions. The OPFOR element has automatic and antiarmor weapons and light mortars.

STANDARD: The OPFOR element disrupts and delays the enemy's defensive preparations. 1. Locates and penetrates the enemy's security system. 2. Forces the enemy to delay defensive preparations. 3. Disrupts the enemy's obstacle preparations.

TASK: Disrupt Enemy Movement and Operations Using Tactical Nuclear Weapons (5-OPFOR-0016)

CONDITION: The opposing forces (OPFOR) element has located the enemy. Priority intelligence requirements (PIR) and other intelligence requirements have been obtained by OPFOR patrols. Tactical nuclear weapons are employed against key locations in the rear area.

STANDARD: The OPFOR element disrupts enemy movement and operations. 1. Disrupts or delays the movement of the enemy's equipment and supplies to the forward areas. 2. Destroys enemy equipment and supplies. 3. Inflicts a high rate of nuclear casualties among the enemy forces. 4. Denies the enemy the use of specified areas. 5. Contaminates the enemy's equipment and supplies.

TASK: Disrupt Quarters Party Operations (5-OPFOR-0017)

CONDITION: The enemy is conducting quarters party operations. It has established an assembly area (AA) but has not moved in the main body.

STANDARD: The opposing forces (OPFOR) element attempts to disrupt quarters party operations and infiltrate the enemy's AA. 1. Locates the quarters party and the AA. 2. Surprises the main body. 3. Penetrates the AA with squad-size probes. 4. Inflicts personnel casualties and vehicle damage. 5. Disrupts the unit's preparations (prevents or delays beyond the unit's allotted time).

TASK: Disrupt Enemy Movement and Operations Using Persistent and Nonpersistent Chemical Weapons (5-OPFOR-0015)

CONDITION: The opposing forces (OPFOR) element has located the enemy. Priority intelligence requirements (PIR) and other intelligence requirements have been obtained by OPFOR patrols. The OPFOR units deliver chemical agents, by means of conventional artillery weapons or aircraft, along selected supply routes and key bases in the rear area.

STANDARD: The OPFOR element disrupts enemy movement and operations using persistent and nonpersistent chemical weapons. 1. Delivers chemical agents in low and densely wooded areas. 2. Delays the movement of enemy supplies and equipment to the forward areas. 3. Restricts the movement of the enemy units in the rear area. 4. Channels the movement of enemy units into predesignated ambush areas. 5. Contaminates enemy supplies and equipment. 6. Inflicts a high rate of casualties on enemy forces.

TASK: Disrupt Movement (5-OPFOR-0014)

CONDITION: The enemy is expected to move through the opposing forces (OPFOR) element's area of operations. The OPFOR element has received an operation order (OPORD) or fragmentary order (FRAGO) to disrupt enemy movement. The enemy has the capability to defend with direct fire and antiarmor weapons.

STANDARD: The OPFOR element delays enemy movement. 1. Delays the element. 2. Forces the element to deviate from its route. 3. Prevents the element from reaching its destination. 4. Surprises the element's main body.

TASK: Counter Passage of Lines (5-OPFOR-0012)

CONDITION: Enemy forces are in defensive positions, but they are expected to attempt passage-of-lines operations. The opposing forces (OPFOR) received orders to disrupt enemy passage-of-lines operations.

STANDARD: The OPFOR element delays or prevents enemy passage of lines. 1. Delays the passage. 2. Prevents the company from moving all personnel through the stationary unit. 3. Engages the main body of either the moving or the stationary unit.

TASK: Disrupt Assembly Area (AA) Activities (5-OPFOR-0013)

CONDITION: Intelligence reports indicate that platoon- and company-size enemy units are operating in the opposing forces (OPFOR) area of operations. Enemy units can defend from AAs with direct fire, antiarmor weapons, and indirect fire. The enemy has close air support (CAS) and nuclear, biological, and chemical (NBC) capabilities.

STANDARD: The OPFOR element locates and disrupts the enemy's AA activities. 1. Locates the element's AA. 2. Probes the AA with squad- or team-size elements. 3. Inflicts more than 5 percent casualties on the element. 4. Disrupts the element's preparations (prevents or delays beyond the element's allotted time).

TASK: Attack (5-OPFOR-0001)

CONDITION: The opposing forces (OPFOR) element has located the enemy. The priority intelligence requirements (PIR) and other intelligence requirements have been obtained by OPFOR patrols. The OPFOR element has automatic and antiarmor weapons and light mortars.

STANDARD: The OPFOR element attempts to seize the terrain, vehicles, or equipment. 1. Develops an attack plan. 2. Surprises the enemy unit's main body. 3. Initiates the attack using a scheme of maneuver that exploits the enemy's flanks, gaps, and weaknesses. 4. Uses covered and concealed routes to approach the enemy forces' flanks, gaps, or weakly held areas. 5. Employs indirect fire to support the attack. 6. Penetrates enemy defenses. 7. Destroys equipment and supplies. 8. Inflicts heavy casualties. 9. Isolates the combat service support (CSS) base by blocking reinforcements. 10. Forces enemy units to displace. 11. Avoids being fixed in one position. 12. Withdraws before the CSS base is reinforced with tactical combat forces.

TASK: Conduct Air Attacks (5-OPFOR-0002)

CONDITION: The opposing forces (OPFOR) element in the rear area has forwarded the positions of the enemy support sites or the locations of moving elements. The OPFOR aircraft have been dispatched to attack enemy installations or convoys.

STANDARD: The OPFOR element attempts to delay, disrupt, or damage the enemy targets by air. 1. Locates the target (support sites or convoys). 2. Makes attack runs on the designated targets. 3. Inflicts heavy damage to the selected target. 4. Sustains no loss of aircraft. 5. Delays moving the force for more than one hour.

CHAPTER 6

External Evaluation

6-1. General. An external evaluation assesses the unit's ability to perform its mission. Using units may modify this evaluation based on the METT-TC and other considerations as deemed appropriate by the commander. Selected T&EOs from Chapter 5 that involve the total unit and employ a realistic OPFOR and the use of the MILES are used for the evaluation. At the completion of the evaluation, the commander can identify the strengths and weaknesses of his unit. These strengths and weakness are the basis for future training and resource allocations.

6-2. Preparing the Evaluation. The commander must standardize evaluation procedures to accurately measure the unit's capabilities. Table 6-1 is a sample evaluation scenario that contains the mission as well as the appropriate tasks necessary to develop the scenario and execute the evaluation. Figure 6-1 is a graphic representation of the scenario. Selective tailoring is required because it is not possible to evaluate every task. The following procedures are suggested for developing the evaluation:

Table 6-1. Sample Evaluation Scenario

Event	Action	Proposed Time Frame	Estimated Time Allotted
1	Conduct Preevaluation Operations	Before start time	
2	Conduct Troop-Leading Procedures		
3	Issue a Road March Order	Day 1 - 0200 hours	2 hours
4	Conduct a Tactical Road March	0400 hours	5 hours
5	Occupy an Assembly Area	0900 hours	3 hours
	Module 1		
6	Receive a Warning Order (WO)	1200 hours	2 hours
7	Support Combat Operations (Mobility)		
8	Conduct Unit Support Operations		
9	Perform Unit Maintenance Operations		
10	Conduct Administrative Operations		
11	Conduct Intelligence Operations		
	Module 2		
12	Conduct Unit Support Operations	Day 2 - 1400 hours	
13	Receive a Warning Order		
14	Support Combat Operations (Counter mobility)		
15	Perform Unit Maintenance Operations		
16	Move to an AAR Site and Conduct an AAR		
17	End Exercise (ENDEX)		

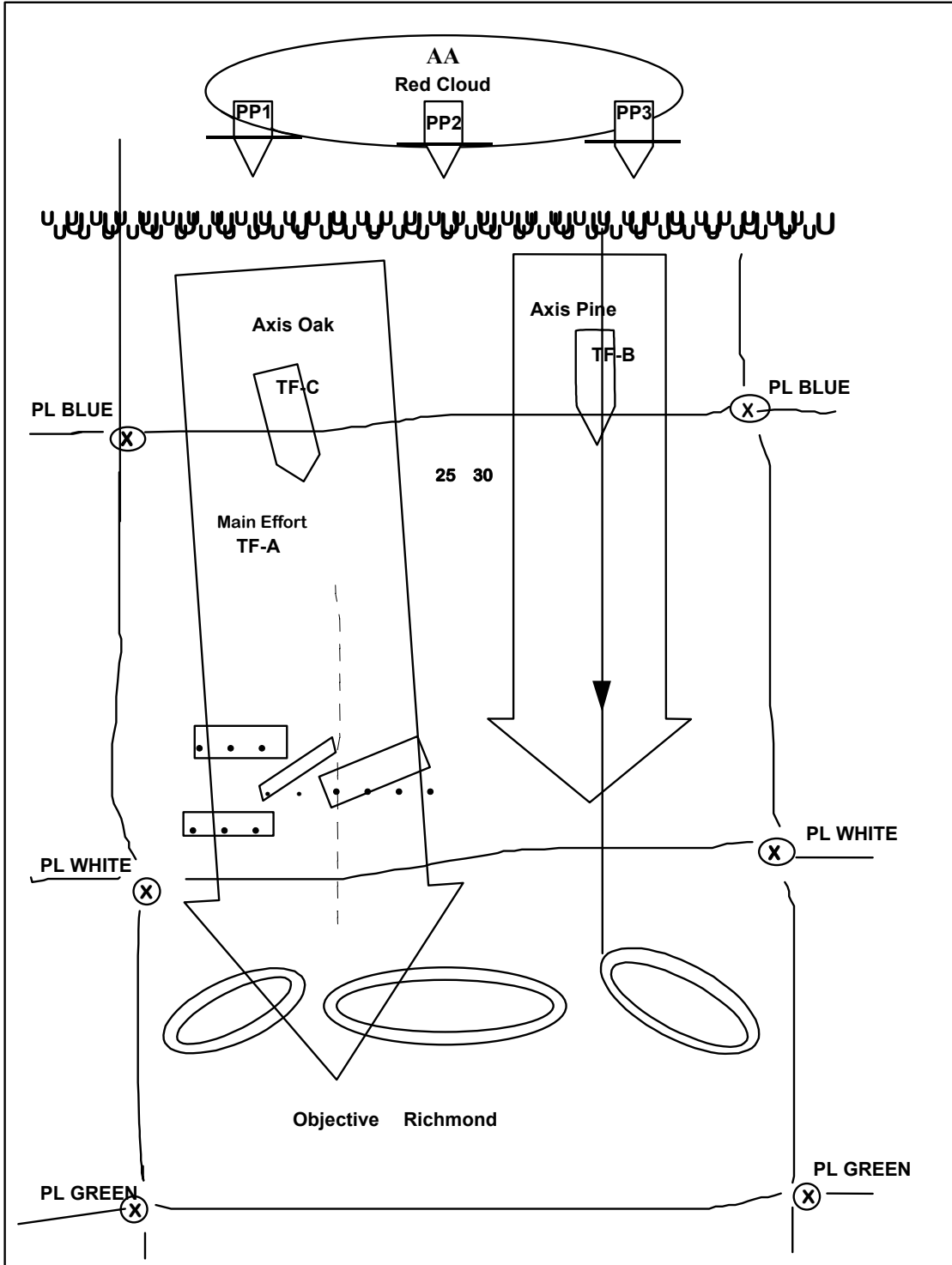


Figure 6-1. Sample Graphic Illustration Scenario

a. Identify the missions for evaluating each element, using Figure 2-2 in Chapter 2. Record the selected missions on the unit proficiency work sheet (UPW) (Figure 6-2).

Unit: _____		Date: _____				Unit Overall Rating and Remarks
Number	Unit Mission/Task	Section/Squad	Section/Squad	Section/Squad	Section/Squad	
		GO	GO	GO	GO	
		NO-GO	NO-GO	NO-GO	NO-GO	
		GO	GO	GO	GO	
		NO-GO	NO-GO	NO-GO	NO-GO	
		GO	GO	GO	GO	
		NO-GO	NO-GO	NO-GO	NO-GO	
		GO	GO	GO	GO	
		NO-GO	NO-GO	NO-GO	NO-GO	
		GO	GO	GO	GO	
		NO-GO	NO-GO	NO-GO	NO-GO	
		GO	GO	GO	GO	
		NO-GO	NO-GO	NO-GO	NO-GO	
		GO	GO	GO	GO	
		NO-GO	NO-GO	NO-GO	NO-GO	
		GO	GO	GO	GO	
		NO-GO	NO-GO	NO-GO	NO-GO	
		GO	GO	GO	GO	
		NO-GO	NO-GO	NO-GO	NO-GO	
		GO	GO	GO	GO	
		NO-GO	NO-GO	NO-GO	NO-GO	
		GO	GO	GO	GO	
		NO-GO	NO-GO	NO-GO	NO-GO	
		GO	GO	GO	GO	
		NO-GO	NO-GO	NO-GO	NO-GO	
NOTE: If more space is required for remarks, use the back side of this form.						

Figure 6-2. Sample Unit Proficiency Work Sheet

c. Select the tasks for the evaluation of every mission. List the selected tasks on the task summary sheet, which is used for recording the results of the evaluation.

d. Compile the selected missions and tasks in the order that they logically occur in the detailed scenario (Table 6-1). Group the selected missions and tasks into parts for continuous operations. The parts can be interrupted at logical points to assess the MILES casualties and to conduct in-process AARs.

6-3. Resource Requirements and Planning Considerations. Adequate training ammunition, equipment, and supplies must be forecasted and requisitioned. Table 6-2 is a consolidated list of the support requirements for this evaluation. It is based on experience with the scenario in Table 6-1. The evaluating HQ must prepare its own consolidated support requirements.

Table 6-2. Sample Consolidated Support Requirements

CONSOLIDATED SUPPORT REQUIREMENTS FOR FTX 5-1-E0001			
Ammunition	DODIC	40Estimated Basic Load	
5.56 mm	A080	150 rounds per rifle	
7.62 mm	A111	400 rounds per M60	
5.56 mm	A075	250 rounds per SAW	
Caliber .50	A598	250 rounds per M2	
ATWESS (AT-4)	L367	15 each per company (inert)	
Hand grenade, body, M69	G811	2 per man	
Hand grenade, fuse (practice)	G878	2 per man	
Simulators, projectile, ground burst	L598	50 per exercise	
Simulator, hand grenade, M116 series	L601	20 per squad (without live demolitions to simulate demolition) or 6 per squad	
Demolitions (See note below.)			
MICLIC		4 per company with 2 reloads	
Bangalore torpedo kit		1 per squad	
Charge, block TNT		50 per squad	
MDI M11, 12, 13, 14		15 each (total 60) per platoon	
MDI igniters		60 each platoon	
Time fuse		500 feet per platoon	
Satchel charge, M183		30 per platoon	
40-pound shape charge		12 per platoon	
Smoke grenades, white		60 per platoon	
Smoke pot, ground		10 per platoon	
Other Items			
Batteries, BA 200 (6-volt)		50 each	
Batteries, BA 3090 (9-volt)		400 each	
Class IV			
Concertina wire			
Mines			
MILES Equipment	Company	Evaluators	OPFOR
APC	13		13/4
Caliber .50 system	15		13/4
M240 system	2		
M19 blank firing adapter	15		13/4
M16 system	120		120/28
M60 machine-gun system	13		13/2
Controller guns		8	
Small-arms alignment fixture		2	
NOTE: Ammunition and demolitions are basic loads and should be restocked (according to their use) during the exercise.			

6-4. Selecting and Training Observers/Controllers. A successful evaluation depends heavily on selecting Os/Cs with the proper experience, training them to fulfill their responsibilities, and supervising them throughout the conduct of the evaluation.

a. A six-person O/C team comprised of the following personnel is suggested for performing an external evaluation:

- (1) Senior O/C.
- (2) Staff O/C.
- (3) Operations O/C.
- (4) Administration O/C.
- (5) Logistics O/C.
- (6) NBC O/C.

b. A thorough knowledge of the unit's mission, organization, equipment, and doctrine is required by the Os/Cs. They must understand the overall operation of the unit and how it is integrated into and supports force-projection operations. Team members must have a working knowledge of the common individual and collective tasks in areas such as local-defense convoy procedures, communications, and NBC. One member of the team must have detailed expertise in the NBC and local-defense, common-task areas. The Os/Cs should be equal in grade to the person in charge of the element they are evaluating, and they should have previous experience in the position being evaluated. All team members must be able to make objective evaluations, function effectively as a team member, and state their findings in writing and briefings.

c. O/C training focuses on providing Os/Cs with a general understanding of the overall evaluation, providing each O/C with a detailed understanding of the specific duties and responsibilities, and building a spirit of teamwork. O/C training includes--

- (1) The overall evaluation design, general scenario, master-events list, and the specific evaluation purposes and objectives.
- (2) The unit's METL and its linkage to the T&EOs and other materials contained in this ARTEP MTP.
- (3) The O/C team composition and general duties and responsibilities of each team member.
- (4) The detailed responsibilities of individual team members, with special emphasis on the master-events list items that are their responsibility. This includes--
 - (a) A review of written instructions and materials contained in the Os/Cs folders.
 - (b) A detailed reconnaissance of the area used for the evaluation.
 - (c) The O/C communications, and command and control (C²) systems.
 - (d) Safety procedures.
 - (e) Evaluation data-collection OPLAN and procedures.
 - (f) AAR procedures and techniques.

(5) A talk-through of the entire evaluation, which includes war-gaming all items on the master-events list in order of their occurrence, and a review of each team member's responsibilities and anticipated problems.

d. The senior O/C supervises the operation of the team. He provides the team leadership, focuses his efforts on ensuring that the Os/Cs fulfill their responsibilities and adhere to the evaluation plan, resolves problems, synchronizes the efforts of the team members, ensures close coordination among team members, holds periodic team-coordination meetings, plans and orchestrates the unit's AAR, and conducts specific evaluation-team AARs.

6-5. Selecting and Training Opposing Forces. The OPFOR support for an external evaluation of the unit is limited to two squads of dismounted infantry and two to five individuals who serve as enemy agents. Although OPFOR support is only used for some tasks, proper training and employment of this force is important to ensure a proper assessment of the unit's capabilities.

a. The OPFOR commander should be a company grade officer or a senior NCO who is well trained in OPFOR tactics and operations. In addition to the duties and responsibilities in leading various OPFOR elements, the OPFOR commander serves as a part-time member of the O/C team. In order to fulfill O/C responsibilities, the OPFOR commander must participate in O/C planning and training activities. He must be present during AARs.

b. OPFOR elements are trained, organized, and equipped to operate in a manner that depicts threat forces as realistically as possible. Their training includes--

- (1) Threat tactics and rules for engagement.
- (2) OPFOR missions and responsibilities.
- (3) OPFOR tasks and standards.
- (4) Threat weapons and equipment, if available.
- (5) C².
- (6) Safety.

6-6. Conducting the Evaluation. The senior O/C has overall responsibility for conducting the evaluation. He orchestrates the overall evaluation and the support provided by various individuals and elements that are specially selected and trained to fulfill designated functions and responsibilities.

a. Os/Cs must be free to observe, report, and record the actions of the unit.

b. The HQ two echelons above the unit being evaluated should select and train the control element for the evaluation. It issues orders, receives reports, provides feeder information, and controls the OPFOR.

c. All exercise participants and supporting personnel must ensure that every facet of the evaluation is conducted in a safe manner. Personnel observing unsafe conditions must take prompt action to halt them and must advise their superiors of the situation.

6-7. Recording External Evaluation Information.

a. The senior O/C is responsible for implementing the evaluation scoring system. Although the final evaluation is made up by the senior O/C, the full team participates in this process. Their reports reflect the overall ability of the combat engineer unit to accomplish its wartime missions.

b. The evaluation scoring system is based on an evaluation of the unit's performance of each mission-essential task and any other collective task contained in the overall evaluation plan. Use the following four steps for the evaluation:

(1) Identify the ARTEP MTP T&EOs that correspond to each of the evaluation plan tasks.

(2) Use T&EO standards to evaluate the unit's performances of the tasks. This is done for each evaluation plan task.

(3) Record on the T&EO a GO for each performance measure performed to standard and a NO-GO for each performance measure not performed to standard.

(4) Record the unit's overall capability to perform the task by using GO/NO-GO information recorded on each T&EO. Use the following definitions as guidance in making this determination:

(a) GO - The unit successfully accomplished the task or performance measure to standards.

(b) NO-GO - The unit did not accomplish the task or performance measure to standard.

c. Use other locally designed reports that are approved by the senior O/C and prescribed in the evaluation plan to collect the evaluation information. These reports assist the team in recording the information concerning the unit's capability to perform its wartime mission according to the established standards. This information will assist the senior O/C to determine the unit's overall final rating. The reports listed below can be used to collect the information.

(1) Unit data sheet (Figure 6-4). This report records personnel and equipment status.

(2) Environmental data sheet (Figure 6-5). This report records information concerning weather and terrain conditions present during the evaluation period.

(3) Personnel and equipment loss report (Figure 6-6). This report records information concerning the element's personnel and equipment losses during OPFOR engagements.

UNIT DATA SHEET						
1. Unit designation:				Date:		
2. Unit leaders: (Circle the most correct answer.)						
Position	Rank	Time in unit (months)				
Commander	LTC/MAJ	1-3	4-6	7-12	13-18	>19
Executive Officer	MAJ/CPT	1-3	4-6	7-12	13-18	>19
Battalion S3	CPT/1LT	1-3	4-6	7-12	13-18	>19
Battalion S2	CPT/1LT	1-3	4-6	7-12	13-18	>19
Battalion S1	CPT/1LT	1-3	4-6	7-12	13-18	>19
Battalion S4	CPT/1LT	1-3	4-6	7-12	13-18	>19
Battalion maintenance officer	CPT/1LT	1-3	4-6	7-12	13-18	>19
A Company commander	CPT/1LT	1-3	4-6	7-12	13-18	>19
B Company commander	CPT/1LT	1-3	4-6	7-12	13-18	>19
C Company commander	CPT/1LT	1-3	4-6	7-12	13-18	>19
3. Unit strength (excluding leaders):						
4. Equipment shortages (major items):						
5. Comments:						
Observer/controller's signature:						

Figure 6-4. Sample Unit Data Sheet

ENVIRONMENTAL DATA SHEET						
Exercise number and description:						
Date and time the exercise started:						
Date and time the exercise ended:						
1. Weather conditions: (Circle the appropriate description.)						
Clear	Partly Cloudy	Cloudy	Hazy	Rain	Snow	Fog
Other:						
Temperature:						
2. Ground conditions: (Circle the appropriate description.)						
Dry	Wet	Ice	Snow			
Other:						
3. Light conditions: (Circle the appropriate description.)						
Day	Night					
Moon phase	None	1/4	1/2	3/4	Full	
Average range of visibility due to light:						
4. Terrain: (Circle the appropriate description.)						
Flat	Rolling	Mountains	Jungle	Desert	Urban	Artic
Other:						
Top Soil: Sandy Rocky Clay Other:						
Average range of visibility due to terrain:						
5. Remarks:						

Figure 6-5. Sample Environmental Data Sheet

PERSONNEL AND EQUIPMENT LOSS REPORT					
Mission Title or Task Number	Date and Time of Enemy Contact	Friendly KIA/WIA	Enemy KIA/WIA	Friendly Vehicles Destroyed	Enemy Vehicles Destroyed
Comments:					

Figure 6-6. Sample Personnel and Equipment Loss Report

6-8. After-Action Reviews. AARs provide direct feedback to unit members by involving them in the diagnosis process and by enabling them to discover for themselves what happened during the evaluation. In this way, participants identify errors and seek solutions that increase the value of the training and reinforce learning.

a. The senior O/C is responsible for the AAR process. He coordinates the entire AAR program from the initial planning of the evaluation through the after-actions phases.

b. Key steps in the AAR process are--

(1) Planning. Planning for AARs is started in the exercise preparation activities long before the start of the action evaluation. AARs are integrated into the general scenario at logical breakpoints and into the detailed evaluation scenario that is developed subsequently. Qualified Os/Cs are selected and trained in the AAR process as part of O/C training. This phase also includes the identification of potential AAR sites and the requisition of equipment and supplies needed to conduct the AAR.

(2) Preparation. AAR preparation starts with the beginning of the actual evaluation. In addition to observing the unit performing its critical tasks, this phase includes the review of the training objectives, orders, and doctrine. Final AAR site selection is completed and times and attendance are established. AAR information is gathered from applicable Os/Cs and unit personnel. The AAR is organized and rehearsed.

(3) Conduct. AARs are conducted at logical breakpoints in the exercise and at the end of the evaluation. When AAR participants have assembled, the AAR begins with the senior O/C introducing the session with a statement of the AAR purpose, the establishment of the AAR ground rules and procedures, and a restatement of the training and evaluation objectives. A successful AAR include the following guidelines:

(a) AARs are not critiques, but are professional discussions of training events.

(b) The senior O/C guides the discussion in a manner that ensures that participants openly discuss the lessons.

(c) Dialogue is encouraged among Os/Cs and unit personnel.

(d) All individuals who participated in the evaluation are present for the AAR, if possible. As a minimum, every unit or element that participates in the exercise is represented.

(e) Participants discuss not only what happened, but also how it happened and how it could have been done better.

(f) Participants review the sequence of the events associated with the hazards and the risk assessment made before the exercise. As a minimum, the review should address hazards that presented themselves (but were not identified) and each incident of fratricide or near fratricide and how it could be avoided in the future.

(g) Events not directly related to major events are not examined.

(h) Participants do not offer self-serving excuses for inappropriate actions.

(i) The AAR end result is that soldiers and leaders, through discovery learning, gain a better understanding of their individual and collective strengths and weaknesses and become more proficient in training for and performing their critical tasks.

NOTE: Reference materials for conducting an AAR are Training Circulars (TC) 25-6 and 25-20, and FM 25-101.

APPENDIX A - EXERCISE OPERATION ORDER (OPORD)

For use of the OPORD, refer to the exercise outlined in Chapter 4 and to Figure A-1.

OPERATION ORDER	
(classification) FOR TRAINING PURPOSES ONLY	
Operation Order _____ 20_____	Copy ___ of ___ copies 25th Engineer Battalion
Task Organization:	
1. SITUATION.	
<p>a. Enemy Forces. Contact with the enemy has been broken. The enemy has withdrawn deep to the rear. He being reinforced with motorized rifle forces and is preparing to counterattack within 24 hours. The enemy is expected to use nonpersistent nerve agents. Enemy air is expected to be active in the area. Latest INTSUM indicates that the enemy may have a platoon-size combat outpost in the battalion sector. Enemy units occupying the combat outpost are half strength. Counterattacking forces are expected to be full strength.</p>	
<p>b. Friendly Forces. 1st Brigade conducts a passage of lines to seize Objective Richmond. On order, 1st Brigade continues the attack forward of PL Green.</p>	
<p>(1) Missions of units on left and right flanks, as required.</p>	
<p>(2) Supporting engineer unit missions, as required.</p>	
<p>(3) Supporting fires: 2nd Battalion, 61st Field Artillery, is in direct support.</p>	
2. MISSION. The TF conducts a passage of lines and attacks to seize and secure objective Richmond no later than 090600Z. On order, the TF prepares to continue movement forward of PL Green.	
3. EXECUTION.	
<p>a. Concept of the Operation: See overlay developed by the trainer in the field.</p>	
<p>(1) Maneuver. TF 1-25 departs AA Red Cloud with two company teams abreast and two teams following. Team A leads on Axis Oak and is the main attack. Team B leads on Axis Pine and is supporting the attack. Teams C and D follow on Axis Oak and Pine respectively. The commander's intent is to gain contact with the enemy, and locate and fix the enemy's main body so that the brigade can conduct envelopments to destroy the enemy. It is necessary to destroy the enemies combat outposts. The unit must quickly reorganize and continue movement until the unit finds the main body. The company team that makes initial contact will attempt to fight through and destroy the enemy. If the unit cannot, they will provide a base of fire for maneuver with the remaining TF. The unit will continue movement to PL Green if no contact is gained. The unit will continue movement past PL Green on order.</p>	
<p>(2) Fire support. The priority of fires is to Team A initially and then to the team that is in contact (once contact is made).</p>	

Figure A-1. Sample OPORD

(3) Mines, obstacles, and fortifications. Critical checkpoints and identified obstacles are shown on the obstacle overlay.

b. Subunit Missions (as required).

c. Engineer. Priority of support is to the two lead teams. On order, conduct breaching operations in support of the team in contact. Be prepared to support hasty defense on order.

d. Coordinating Instructions.

(1) Report all enemy contact.

(2) Report all enemy obstacles.

(3) Report crossing of the PLs.

(4) Additional information, as required.

4. SERVICE AND SUPPORT. Per the brigade's SOP.

5. COMMAND AND SIGNAL.

a. Command.

b. Signal.

(1) Current SOI.

(2) Radio-listening silence until initial contact is made with the enemy.

FOR TRAINING PURPOSES ONLY
(classification)

Figure A-1. Sample OPORD (continued)

APPENDIX B - THREAT ANALYSIS

B-1. Introduction.

a. Dramatic changes in Europe and within the former Soviet Union have reduced the likelihood of an east-west military confrontation in Europe. The threat in Europe has not gone away completely, but it is less immediate and changed in nature. Despite reductions, Russia will still have the largest army in Europe. Regardless of the stated peaceful intentions of current Russian political leaders, the Russian Armed Forces still possesses formidable capabilities, and those capabilities will remain, should conditions and intentions change. Other former Soviet republics are forming their own armed forces and could pose threats to each other or to other countries in the region. In this time of turmoil and uncertainty, the former Soviet military power remains a potentially dangerous challenge to US and North Atlantic Treaty Organization (NATO) security. However, this remnant of the former Soviet threat is just one of many.

b. Many other nations are obtaining or developing sophisticated weaponry. Various regional conflicts could cause the US to intervene bilaterally or as part of a multinational coalition to protect our interests or those of our allies. Other potential conflict areas could call for a variety of responses by either the US or the former Soviet republics or both. The threat may come in an organized military form, which may or may not follow the former Soviet model. It may also come in the form of insurgencies, terrorism, or narcotics trafficking. The US Army needs to be prepared to respond to this broad spectrum of potential threats that it could encounter in various contingencies.

B-2. Global Threats. Modern weapons and the capability to project military power to great distances beyond its own national borders would characterize a global-type threat, such as the former Soviet one. Against such a potential adversary, the threat to rear operations would include the following:

- Armored or mechanized forces breaking into our rear area.
- Airborne, airmobile, or amphibious assault forces inserted into our rear area.
- Long-range artillery, surface-to-surface missiles, or air strikes targeting rear-area assets.
- NBC weapons.
- Radio-electronic combat aimed at jamming or destroying our communications means and disrupting our C².
- Agents and saboteurs.

B-3. Regional Threats. Regional threats, such as Iraq or North Korea, have less capability to project power. However, they may have some of the same weapons and organizations as a global threat. In fact, lessening superpower tensions are contributing significantly to the proliferation of sophisticated weaponry to emerging nations. This applies not only to conventional ground and air weapons, but also to chemical and nuclear weapons and missile systems. A mature regional power, possibly with a global power as a major source of its military hardware, emphasizes the ability to project its forces throughout a given region.

B-4. Local Threats. Local threats have even more localized objectives and little capability to project power beyond their own borders or their immediate neighbors. They generally have less modern equipment than global or regional threat powers or at least a limited variety of modern weapons. Their equipment may include modern small arms and light artillery (mortars, howitzers, gun-howitzers, and rocket launchers), but often does not include sophisticated weapons such as long-range conventional artillery or high-performance aircraft. A local threat may be heavily supported by a regional threat or even by a global power. In the past, for example, Cuba assisted Soviet-backed movements in Angola, Nicaragua, and Ethiopia. This outside influence will often be reflected in the equipment, organization, or tactics of the local threat forces. However, the actions of a local threat are often limited to insurgencies,

civil wars, or border disputes. Insurgents, especially those with outside help, may be able to purchase modern weapons, but may not have developed a logistics base able to sustain continuous conflict. Therefore, they often concentrate on guerrilla tactics, sabotage, assassinations, booby traps, or explosives to achieve their objectives.

B-5. Special Situations.

a. The threat in special situations includes terrorism. Terrorism may satisfy the objectives of different types of threats discussed above. Terrorists are the least likely threat to use conventional forces and thus are the hardest to anticipate or to train against. Terrorist tactics include the following:

- Assassinating or maiming.
- Arson.
- Bombing.
- Hijacking, kidnapping, or hostage-taking.
- Raids and seizure of facilities.
- Sabotage.
- Hoaxes (such as bomb threats).

Aside from these threats, terrorists may also be able to obtain weapons of mass destruction. A political leadership that supports terrorism, as in Iraq, may control such NBC weapons. If nuclear weapons are too difficult to obtain, terrorists may instead employ chemical or biological weapons to reach their goals.

b. Narcotics trafficking is another special-condition threat. It may be supported or tolerated by a global power for political or economic reasons. It may also be tied in with regional or local threat powers or with terrorism. There is often a marriage of convenience between insurgent groups and the drug cartels. The cartels can spend significant amounts of money on the latest in technology for communications and security to protect their operations. They can also buy weapons and otherwise finance regional insurgencies and cross-border conflicts.

B-6. Bottom Line. The threat to rear operations includes all of the above categories. These threat categories are not mutually exclusive and may overlap with one another.

APPENDIX C - METRIC CONVERSION CHART**Table C-1. Metric Conversion Chart**

US Units	Multiplied By	Equals Metric Units
Length		
Feet	0.30480	Meters
Inches	2.54000	Centimeters
Inches	0.02540	Meters
Inches	25.40010	Millimeters
Miles (statute)	1.60930	Kilometers
Miles per hour	0.0447	Meters per second
Yards	0.91400	Meters
Volume		
Cubic feet	0.02830	Cubic meters
Cubic yards	0.76460	Cubic meters
Weight		
Pounds	453.59000	Grams
Pounds	0.45359	Kilograms
Length		
Centimeters	0.39370	Inches
Meters per second	2.23700	Miles per hour
Millimeters	0.03937	Inches
Kilometers	0.62137	Miles (statute)
Meters	3.28080	Feet
Meters	39.37000	Inches
Meters	1.09360	Yards
Volume		
Cubic meters	35.31440	Cubic feet
Cubic meters	1.30790	Cubic yards
Weight		
Kilograms	2.20460	Pounds

GLOSSARY

- ?**
status unknown; unknown
- 10th**
tenth
- 1LT**
first lieutenant
- 1SG**
first sergeant
- 1ST**
first
- 2LT**
second lieutenant
- 2ND**
second
- 3RD**
third
- 4th**
forth
- 5 Ss and T**
search, silence, segregate, speed, safeguard, and tag
- 5th**
fifth
- AA**
avenue of approach; assembly area; antiaircraft; anchor assembly
- AA(L)**
long link of the anchor assembly
- AA(S)**
short link of the anchor assembly
- AAR**
after-action review; after-action report
- ABCS**
Army Battle Command System
- AC**
active component
- ADAM**
area-denial artillery munition

ADC

area damage control

AF

antiflutter

AHD

antihandling device

AN/PSS-12

hand-held, portable mine-detecting set

AO

area of operation

AOAP

Army Oil Analysis Program

AP

antipersonnel

APC

armored personnel carrier

AR

Army regulation; armor; angle of repose

ARTEP

Army Training and Evaluation Program

ASAS

All Source Analysis System

AT

antiterrorism; antitank

ATWESS

antitank weapon-effect signature simulator

BCT

basic combat training; brigade combat team; battle coordination team

BDAR

battle-damage assessment and repair

BEB

bridge erection boat

BF

board feet; battle fatigue

BLTM

battalion-level training model

BMO

battalion maintenance officer

bn

battalion

BOMREP

bombing report

BOS

battlefield operating systems

BSB

bankseat beam

C2

command and control

CALFEX

combined-arms live-fire exercise

CAS

casualty; close air support

CATS

combined-arms training strategy

CCIR

commander's critical-information requirement

CCT

combat-control team

CDM

chemical downwind message

CFX

command field exercise

CH

chaplains; combat heavy; cargo helicopter

CHS

combat health support

Class I

Subsistence items (meals, ready-to-eat [MRE], T-rations, and fresh fruits and vegetables) and gratuitous-issue health and comfort items.

Class II

Clothing, individual equipment, tentage, organizational tool sets and kits, hand tools, maps, and administrative and housekeeping supplies and equipment.

Class IV

Construction materials, including installed equipment and all fortification and obstacle materials.

Class IX

Repair parts and components, to include kits, assemblies, and subassemblies (repairable or nonrepairable) required for maintenance support of all equipment.

Class V

Ammunition of all types, including chemical, bombs, explosives, mines, fuzes, detonators, pyrotechnics, missiles, rockets, propellants, and other associate items.

Class VII

Major end items such as launchers, tanks, mobile machine shops, and vehicles.

Class VIII

Medical material, including repair parts peculiar to medical equipment and the management of blood.

COA

course of action

COMEX

communications exercise

COMSEC

communications security

CONUS

continental United States

COP

common operational picture

CP

command post; checkpoint

CPR

cardiovascular pulmonary resuscitation; cardiopulmonary resuscitation

CPT

captain

CPX

command post exercise

CRB

capsill roller beam

CS

combat support; Costa Rica; o-clorobenzylidene malononitrile

CSS

combat service support

CSSCS

Combat Service Support Control System

CTA

common table of allowances; consolidated training activities

Cue

(1) A word, situation, or other signal for action. An initiating cue is a signal to begin performing a task or task performance step. An internal cue is a signal to go from one element of a task to another. A terminating cue indicates task completion. (2) Used to contact an FH radio net when you are not an active member of that net. Cue can be used if you are operating in SC and wish to contact an FH net.

DA

Department of the Army; Denmark; direct action

DD

Department of Defense

Defilade

A fighting position offering cover and concealment to its occupant.

DOD

Department of Defense

DODIC

Department of Defense identification code

DRS

direct religious support; Digital Reconnaissance System

DTSS

Digital Topographic Support System

DZ

drop zone

DZST

drop-zone support team

EA

each; engagement area

ECCM

electronic counter-countermeasures

EEFI

essential elements of friendly information

EEP

engineer-equipment park

EMO

electronic media only

EN

engineer (unit designations; graphics)

ENDEX

end exercise

EOD

explosive ordnance disposal

EPW

enemy prisoner of war

ERF

electronic remote fill; electronic counter countermeasures (ECCM) remote fill

ERP

engineer regulating point; effective radiated power; emitter receiver processor; en route reporting points; end-route rally point; enhanced radiation projectile

ETP

end taper panel (used in DS construction)

EW

electronic warfare

FBCB2

Force XXI Battle Command Brigade and Below

FDC

fire direction center

FH

field hospital; frequency hopping

Field Manual (FM)

A DA publication that contains doctrine that prescribes how the Army and its organizations function on the battlefield in terms of missions, organizations, personnel, and equipment. The level of detail should facilitate an understanding of "what" and "how" for commanders and staffs to execute the missions and tasks. The FM may also be used to publish selected alliance doctrinal publications that are not readily integrated into other doctrinal literature.

Final protection fires (FPF)

An immediately available prearranged barrier of fire designed to impede enemy movement across defensive lines or areas.

FIST

fire support team

FM

field manual; frequency modulated/modulation

FO

forward observer

FPF

final protective fire; final protection fires

FPL

final protective line

fps

feet per second

FRAGO

fragmentary order

FRAGO (fragmentary order)

An abbreviated form of an operation order (usually issued on a day-to-day basis) that eliminates the need for restating information contained in a basic operation order.

FRB

front roller beam (used in DS construction)

FS

fire support; Fort Sill; foresight

FSO

fire support officer; food service officer

FST

field sanitation team; fire support team

FTX

field training exercise

GRREG

graves registration

GSR

general support-reinforcing; ground surveillance radar

HE

high explosive

HHC

headquarters and headquarters company

HQ

headquarters

ICOM

imbedded communications; Intercommunications System; integrated communications security

IMETS

Integrated Meteorological System

INTSUM

intelligence summary

ITR

independent tank regiment

IV

intravenous; Table value 4

JP

jet petroleum; Joint Publication; junction panel

JRB

jack roller beam

KIA

killed in action

kph

kilometers per hour

LBE

load-bearing equipment

LCE

load-carrying equipment

LCM

landing craft, mechanized

LD

line of departure

LNCG

launch nose cross girder (used in DS construction and in 9- to 12-bay SS construction)

LNE

late net entry

LNH

launching-nose heavy

LNR

launching-nose roller

LOC

lines of communications

LOGPAC

logistics package; logistical package

LRP

land roller pedestal (used to receive launch nose in DS construction)

LT

Light; lieutenant; light tackle

LTC

lieutenant colonel

LTR

light tactical raft

LZ

landing zone

M4T6

a type of standard, hand-assembled military bridge.

MACOM

major Army command

MAJ

major

MANSCEN

Maneuver Support Center

MAPEX

map exercise

MCS

Maneuver Control System

MCSR

material-condition status report

MDI

modernized demolition initiator

MEDEVAC

medical evacuation

METL

mission-essential task list

METT-TC

mission, enemy, terrain, troops, time available, and civilian considerations

MGB

medium girder bridge

MHE

materials-handling equipment

MICLIC

mine clearing line charge

MIJI

meaconing, intrusion, jamming, and interference

MILES

Multiple Integrated Laser-Engagement System

Military occupational specialty (MOS)

A term used to identify a group of duty positions so closely related that they are interchangeable among soldiers so classified at any skill level.

MLC

military load classification; military load class

mm

millimeter

MO

Missouri; monthly

MOPP

mission-oriented protection posture

MOPP 2

Mask carried/worn. Protective suit and boots worn, gloves carried.

MOPP 4

Mask worn. Protective suit, boots, and gloves worn.

MORTREP

mortar bombing report

MOS

military occupational specialty; minimum operating strip

MOUT

military operations on urbanized terrain

MP

military police

MPS

meters per second

MRE

meal, ready to eat

MSR

main supply route

MSRT

mobile subscriber radiotelephone terminal

MTF

medical treatment facility

MTP

mission training plan; MOS training plan

MWR

morale, welfare, and recreation

NATO

North Atlantic Treaty Organization

NBC

nuclear, biological, chemical

NBC 1 Report

Observer's Initial Report. This report is used by the observing unit to give basic, initial, and follow-up data about an NBC attack. This report is sent by platoons and companies to the battalion headquarters or by designated observers to the division NBC Center (NBCC).

NBC 4 Report

Monitoring and Survey Report used to report NBC hazards detected by a unit through monitoring, survey, or reconnaissance. This report is prepared and submitted by company-level organizations.

NBC 5 Report

Actual Contaminated Areas Report. Once the NBC reports are posted on the situation map, the division prepares an NBC 5 report showing the contaminated area. The preferred method of dissemination is by overlay.

NCO

noncommissioned officer

NCOIC

noncommissioned officer in charge

NCS

net control station

NLT

not later than

NMC

nonmission capable

NMCS

non-mission capable supply

No.

number

non-ICOM

nonintegrated communications security

NRI

net radio interface

NVD

night vision device

O/C

observer/controller

OBM

outboard motor

OEG

operation exposure guide; operational-exposure guidance

OIC

officer in charge

OP

observation post; operational procedure

OPFOR

opposing forces

OPLAN

operation plan

OPORD

operation order

OPORD (operation order)

A directive issued by a commander to subordinate commanders for the purpose of effecting the coordinated execution of a plan of action.

OPSEC

operations security

OPTEMPO

operational tempo; operating tempo

OR

operational readiness

P

needs practice; pass; passed; barometric pressure; mean radius of curvature

PAM

pamphlet

Parapet

A wall, rampart, or elevation of earth or stone to protect soldiers.

PCC

precombat check

PCI

photo-coverage indexes; precombat inspection

PDDE

power-driven decontamination equipment

PDF

principal direction of fire

PFD

personal-flotation device

PIR

priority intelligence requirements

PL

phase line; plastic limit; Poland

PLL

prescribed load list

PMCS

preventive-maintenance checks and services

POC

point of contact

POL

petroleum, oils, and lubricants

POS/NAV

position/navigation

PSG

platoon sergeant

PSR

personnel status report

PT

physical training; point of tangency; post tensioning

pt; PT

point; part; physical training

PVNTMED

preventive medicine

PZ

pickup zone

RAAM

remote antiarmor mine

RADIAC

radiation, detection, indication, and computation

RATELO

radiotelephone operator

RB

Roller beam is used to launch SS bridge; roller beam; rubber boat

RC

rapid cure; reserve component

reg

Regiment; regulation; register

Release point

A well-defined point on a route at which the elements composing a column return under the authority of their respective commanders. Each element continues its movement toward its own appropriate destination.

RES

radiation exposure status

ROE

rules of engagement

ROI

rules of interaction

RP

Republic of Philippines; release point; rally point; reference point; red phosphorus

RRB

rear roller beam (used in DS bridge construction)

RT

radius of target; receiver/transmitter

RTD

return to duty

RXMT

retransmit

S1

Adjutant (US Army)

S2

Intelligence Officer (US Army)

S3

Operations and Training Officer (US Army)

S4

Supply Officer (US Army)

SA

semiannually; situational awareness

SALUTE

size, activity, location, unit, time, and equipment

SATRAN

satellite transmission

SATS

Standard Army Training System

SAW

squad automatic weapon

SB

Supply Bulletin; switchboard

SCATMINE

scatterable mine

SCPE

simplified collective-protection equipment

SFC

special forces command; sergeant first class

SGT

sergeant

SHELREP

shelling report

SHTU

simplified handheld terminal unit

SIG

signal

SINGARS

Single-Channel, Ground-to-Air Radio System

SITREP

situation report

Situation report (SITREP)

A report giving the situation in the area of the reporting unit or formation.

SM

soldier's manual

SMCT

soldier's manual of common tasks

SOEO

scheme of engineer operations

SOFA

Status of Forces Agreement

SOI

signal operation instructions; specific operation instructions

SOP

standing operating procedure

SOP (standing operating procedure)

A set of instructions covering those features of operations that lend themselves to a definite or standardized procedure without loss of effectiveness. The procedure is applicable unless ordered otherwise.

SP

start point; strongpoint; self-propelled; Spain

SPOTREP

spot report

SSG

staff sergeant

SSI

standing signal instructions; signal supplemental instructions

STANAG

Standardization Agreement

STB

supertropical bleach

STP

soldier training publication

STRAC

Standards in Training Commission

STX

situational training exercise

T

trained; slab thickness; deck thickness; crown thickness; geodetic azimuth; grid azimuth; slope distance; telescope above station; time; tracked

T&EO

training and evaluation outline

TACSOP

tactical standing operating procedure

TAMMS

The Army Maintenance Management System

TBP

to be printed; temporary building pedestal

TC

technical coordinator; training circular; track commander; tank commander

TEK

traffic encryption key

TEWT

tactical exercise without troops

TF

task force; total float

TG

trainer's guide

Threat Level I

1. Enemy agent activity. Missions include espionage, interdiction, and subversion. 2. Sabotage by enemy sympathizers. Missions include arson, assassination, sabotage, theft of supplies and material, and political unrest. 3. Terrorism. Actions that instill fear by violence or threats of violence to obtain political, religious, or ideological goals.

TM

team; technical manual; trademark

TNT

trinitrotoluene

TOC

tactical operations center

TOE

table(s) of organization and equipment

TRADOC

United States Army Training and Doctrine Command

TRP

target reference point

TSEC

transmission security

TSK

transmission security key

TSOP

tactical standing operating procedure

U

unclassified; up; untrained; unlocked

UAV

unmanned aerial vehicle

UCMJ

Uniform Code of Military Justice

UMCP

unit maintenance collection point

UPW

unit proficiency worksheet

US

United States

USA

United States of America; United States Army

USAREUR

United States Army, Europe

USMTF

United States message text format

UXO

unexploded ordnance

WCS

weapon control status; weapon control station

ARTEP 5-473-35-MTP

WESTCOM

United States Army, Western Command

WIA

wounded in action

WO

warrant officer; warning order

XO

executive officer

REFERENCES

Required Publications

Required publications are sources that users must read in order to understand or to comply with this publication.

Army Regulations

AR 190-8	Enemy Prisoners of War, Retained Personnel, Civilian Internees, and Other Detainees. 1 October 1997
AR 200-1	Environmental Protection and Enhancement. 21 February 1997
AR 220-1	Unit Status Reporting (This Item is Included on EM 0001) 1 September 1997
AR 27-1	Legal Services, Judge Advocate Legal Services. 3 February 1995
AR 30-1	The Army Food Service Program. 1 January 1985
AR 380-5	Department of The Army Information Security Program. 9 September 2000
AR 385-10	The Army Safety Program (This item is included on EM 0001). 23 May 1988
AR 385-40	Accident Reporting and Records (This Item is Included on EM 0001) 1 November 1994
AR 40-5	Preventive Medicine. 15 October 1990
AR 530-1	Operations Security (OPSEC). 3 March 1995
AR 600-15	Indebtedness of Military Personnel. 14 March 1986
AR 608-99	Family Support, Child Custody, and Paternity. 1 November 1994
AR 700-138	Army Logistics Readiness and Sustainability (This Item is Included on EM 0001) 16 September 1997
AR 710-2	Inventory Management Supply Policy Below the Wholesale Level (This Item is on EM 0001) 31 October 1997
AR 725-50	Requisition, Receipt, and Issue System (This Item is Included on EM 0001) 15 November 1995
AR 750-1	Army Materiel Maintenance Policy and Retail Maintenance Operations (This Item is Included on EM 0001) 1 August 1994
AR 750-43	Army Test, Measurement and Diagnostic Equipment Program (This Item Is Included on EM 0001) 28 November 1997

Army Training and Evaluation Program

ARTEP 7-10-MTP	Mission Training Plan for the Infantry Rifle Company. 3 March 2000
----------------	--

Department of Army Forms

DA FORM 1155	Witness Statement on Individual. 1 June 1966
DA FORM 1156	Casualty Feeder Report. 1 June 1966
DA FORM 1248	Road Reconnaissance Report. 1 July 1960
DA FORM 1249	Bridge Reconnaissance Report. 1 July 1960
DA FORM 1250	Tunnel Reconnaissance Report. 1 January 1955
DA FORM 1251	Ford Reconnaissance Report. 1 January 1955
DA FORM 1252	Ferry Reconnaissance Report. 1 January 1955
DA FORM 1355	Minefield Record. 1 March 1987
DA FORM 1355-1-R	Hasty Protective Row Minefield Record (LRA). 1 September 2001
DA FORM 1711-R	Engineer Reconnaissance Report. 1 May 1985

DA FORM 2203-R Demolition Reconnaissance Record. 1 June 1998
DA FORM 2406 Material Condition Status Report. 1 April 1993

Department of Army Pamphlets

DA PAM 710-2-1 Using Unit Supply System (Manual Procedures) (Standalone Pub) (This Item is on EM 0001) 31 December 1997
DA PAM 738-750 Functional Users Manual for the Army Maintenance Management System (TAMMS). 1 August 1994

Department of Defense Publications

DD FORM 2745 Enemy Prisoner of War (EPW) Capture Tag. 1 May 1996
DOD REG 4500.9-R PT III Defense Transportation Regulation Part III Mobility 1 November 2001

Field Manuals

FM 101-5 Staff Organization and Operations. 31 May 1997
FM 10-23 Basic Doctrine for Army Field Feeding and Class I Operations Management. 18 April 1996
FM 10-23-1 Commander's Guide to Food Service Operations. 17 March 1992
FM 10-27-1 Tactics, Techniques, and Procedures for Quartermaster General Support Supply Operations. 20 April 1993
FM 10-27-2 Tactics, Techniques, and Procedures for Quartermaster Direct Support Supply and Field Service Operations. 18 June 1991
FM 10-450-3 Multiservice Helicopter Sling Load: Basic Operations and Equipment 10 April 1997
FM 10-500-1 Airdrop Support Operations in a Theater of Operations. 19 June 1991
FM 10-64 Mortuary Affairs Operations. 16 February 1999
FM 12-6 Personnel Doctrine. 9 September 1994
FM 17-98 Scout Platoon. 10 April 1999
FM 20-3 Camouflage, Concealment, and Decoys. 30 August 1999
FM 20-32 Mine/Countermine Operations. 29 May 1998
FM 21-10 Field Hygiene and Sanitation. 21 June 2000
FM 21-11 First Aid for Soldiers. 27 October 1988
FM 21-16 Unexploded Ordnance (UXO) Procedures. 30 August 1994
FM 21-20 Physical Fitness Training. 30 September 1992
FM 21-75 Combat Skills of the Soldier. 3 August 1984
FM 22-51 Leaders` Manual for Combat Stress Control. 29 September 1994
FM 24-1 Signal Support in the AirLand Battle. 15 October 1990
FM 24-18 Tactical Single-Channel Radio Communications Techniques. 30 September 1987
FM 24-19 Radio Operator's Handbook. 24 May 1991
FM 24-33 Communications Techniques: Electronic Counter-Countermeasures. 17 July 1990
FM 24-35 (O) Signal Operation Instructions "The SOI". 26 October 1990
FM 24-35-1 (O) Signal Supplemental Instructions. 2 October 1990
FM 25-100 Training the Force. 15 November 1988
FM 3-0 Operations. 14 June 2001
FM 3-100 Chemical Operations Principles and Fundamentals. 8 May 1996
FM 3-11 Flame, Riot Control Agents and Herbicide Operations. 19 August 1996
FM 3-19 NBC Reconnaissance. 19 November 1993
FM 3-19.30 Physical Security. 8 January 2001

FM 3-19.4	Military Police Leaders' Handbook. 4 March 2002
FM 3-19.40 (FM 19-40)	Military Police Internment/Resettlement Operations. 1 August 2001
FM 3-3	Chemical and Biological Contamination Avoidance. 16 November 1992
FM 3-34.2	Combined-Arms Breaching Operations. 31 August 2000
FM 3-34.343	Military Nonstandard Fixed Bridging. 12 February 2002
FM 3-4	NBC Protection. 29 May 1992
FM 34-2-1	Tactics, Techniques, and Procedures for Reconnaissance and Surveillance and Intelligence Support to Counterreconnaissance. 19 June 1991
FM 34-45	Tactics, Techniques, and Procedures for Electronic Attack. 9 June 2000
FM 34-60	Counterintelligence. 3 October 1995
FM 3-5	NBC Decontamination. 28 July 2000
FM 3-50	Smoke Operations. 4 December 1990
FM 4-25.12	Unit Field Sanitation Team (FM 21-10-1). 25 January 2002
FM 4-30.3	Maintenance Operations and Procedures. 1 September 2000
FM 44-100	US Army Air and Missile Defense Operations. 15 June 2000
FM 44-64	SHORAD Battalion and Battery Operations. 5 June 1997
FM 44-8	Combined Arms for the Air Defense. 1 June 1999
FM 44-80	Visual Aircraft Recognition. 30 September 1996
FM 5-10	Combat Engineer Platoon. 3 October 1995
FM 5-100	Engineer Operations. 27 February 1996
FM 5-102	Counter mobility. 14 March 1985
FM 5-103	Survivability. 10 June 1985
FM 5-170	Engineer Reconnaissance. 5 May 1998
FM 5-212	Medium Girder Bridge. 7 February 1989
FM 5-250	Explosives and Demolitions. 30 July 1998
FM 5-277	M2 Bailey Bridge. 9 May 1986
FM 5-34	Engineer Field Data. 30 August 1999
FM 5-426	Carpentry. 3 October 1995
FM 5-446	Military Nonstandard Fixed Bridging. 3 June 1991
FM 55-30	Army Motor Transport Units and Operations. 27 June 1997
FM 55-9	Unit Air Movement Planning. 5 April 1993
FM 5-71-2	Armored Task-Force Engineer Combat Operations. 28 June 1996
FM 57-38	Pathfinder Operations. 9 April 1993
FM 6-22.5	Combat Stress. 23 June 2000
FM 6-30	Tactics, Techniques, and Procedures for Observed Fire. 16 July 1991
FM 63-1	Support Battalions and Squadrons, Separate Brigades and Armored Cavalry Regiment. 30 September 1993
FM 63-2	Division Support Command, Armored, Infantry, and Mechanized Infantry Divisions. 20 May 1991
FM 63-20	Forward Support Battalion. 26 February 1990
FM 63-21	Main Support Battalion. 7 August 1990
FM 63-3	Corps Support Command. 30 September 1993
FM 63-4	Combat Service Support Operations - Theater Army Area Command. 24 September 1984
FM 7-10	The Infantry Rifle Company. 14 December 1990
FM 71-1	Tank and Mechanized Infantry Company Team. 26 January 1998
FM 7-7	The Mechanized Infantry Platoon and Squad (APC). 15 March 1985

FM 7-7J	Mechanized Infantry Platoon and Squad (Bradley). 7 May 1993
FM 7-8	Infantry Rifle Platoon and Squad. 22 April 1992
FM 7-92	The Infantry Reconnaissance Platoon and Squad (Airborne, Air Assault, Light Infantry). 23 December 1992
FM 8-10	Health Service Support in a Theater of Operations. 1 March 1991
FM 8-10-1	The Medical Company Tactics, Techniques, and Procedures. 29 December 1994
FM 8-10-6	Medical Evacuation in a Theater of Operations, Tactics, Techniques and Procedures. 14 April 2000
FM 8-230	Medical Specialist. 24 August 1984
FM 8-285	Treatment of Chemical Agent Casualties and Conventional Military Chemical Injuries. 22 December 1995
FM 8-51	Combat Stress Control in a Theater of Operations Tactics, Techniques, and Procedures. 29 September 1994
FM 90-13	River-Crossing Operations (MCWP 3-17.1). 26 January 1998
FM 90-7	Combined Arms Obstacle Integration. 29 September 1994
FM 9-43-2	Recovery and Battlefield Damage Assessment and Repair (FMFRP 4-34; to 36-1-181). 3 October 1995

Other Product Types

STANAG 2036 (ENGR)	Land Minefield Laying, Marking, Recording, and Reporting Procedures. 12 February 1987.
UCMJ	Uniform Code of Military Justice.

Soldier Training Publications

STP 19-95B1-SM	Soldier's Manual, MOS 95B, Military Police, Skill Level 1. 21 February 1997
STP 21-1-SMCT	Soldier's Manual of Common Tasks Skill Level 1. 1 October 2001
STP 21-24-SMCT	Soldier's Manual of Common Tasks (SMCT) Skill Levels 2-4. 1 October 2001
STP 21-II-MQS	Military Qualification Standards II Manual of Common Tasks for (Lieutenants and Captains). 31 January 1991
STP 3-54B2-SM	Soldier's Manual, Chemical Operations Specialist, MOS 54B Skill Level 2. 3 October 1995
STP 5-12B24-SM-TG	MOS 12B, Combat Engineer, Skill Levels 2/3/4, Soldier's Manual and Trainer's Guide.
STP 5-62G13-SM-TG	MOS 62G, Quarrying Specialist, Skill Levels 1/2/3, Soldier's Manual and Trainer's Guide. 5 May 1986

Technical Manuals

TM 11-3895-203-15	Operator's Organizational, Direct Support, General Support and Depot Maintenance Manual for Reel Equipment, CE-11 (NSN 5805-00-407-7722). 11 April 1967
TM 11-5805-262-12	Operator's and Unit Maintenance Manual for Switchboards, Telephone, Manual, SB-22/PT (NSN 5805-00-257-3602) and SB-22A/PT (5805-00-715-6171) (Including Tone Signaling Adapter, TA-977/PT (5805-01-040-9653). 15 June 1990
TM 11-5805-294-12	Operator's and Organizational Maintenance Manual for Manual Telephone Switchboard, SB-993/GT (NSN 5805-00-708-2202). 8 September 1983
TM 5-5420-209-12	Operator's and Unit Maintenance Manual for Improved Float Bridge (Ribbon Bridge). 15 September 1993

TM 5-5420-212-10-1	Operator's Manual for Medium Girder Bridge Including Bridge Set (NSN 5420-00-172-3520) Bridge Erection Set (5420-00-172-3519) Link Reinforcement Set (5420-01-139-1503) (TM 08676A-10/1-1) (Reprinted w/Basic Incl C1) 16 February 1993
TM 5-5420-212-10-2	Operator's Manual for Medium Girder Bridge Including Bridge Set (NSN 5420-00-172-3520) Bridge Erection Set (5420-00-172-3519) Link-Reinforcement Set (5420-01-139-1503) 29 January 1993
TM 5-5420-212-23	Unit and Direct Support Maintenance Manual for Medium Girder Bridge (MGB) Including Bridge Set (NSN 5420-00-172-3520) Bridge Erection Set (5420-00-172-3519) Link-Reinforcement Set (5420-01-139-1503) (TM 08676A-23/2) 26 August 1992
TM 750-244-2	Procedures for Destruction of Electronics Materiel to Prevent Enemy Use (Electronics Command). 14 March 1972
TM 750-244-3	Procedures for Destruction of Equipment to Prevent Enemy Use (Mobility Equipment Command). 23 September 1969
TM 750-244-6	Procedures for Destruction of Tank-Automotive Equipment to Prevent Enemy Use (US Army Tank-Automotive Command). 3 October 1972
TM 750-244-7	Procedures for Destruction of Equipment in Federal Supply Classifications 1000, 1005, 1010, 1015, 1020, 1025, 1030, 1055, 1090 and 1095 to Prevent Enemy Use. 18 June 1970
TM 9-1300-214	Military Explosives. 20 September 1984
TM 9-1375-213-12	Operator's and Unit Maintenance Manual (Including Repair Parts and Special Tools List): Demolition Materials with Changes 1 - 18. 30 March 1973

Training Circulars

TC 24-20	Tactical Wire and Cable Techniques. 3 October 1988
TC 5-210	Military Float Bridging Equipment. 27 December 1988

Related Publications

Related publications are sources of additional information. They are not required in order to understand this publication.

Field Manuals

FM 3-20.15	Tank Platoon (Formerly FM 17-15). 1 November 2001
FM 5-100	Engineer Operations. 27 February 1996
FM 5-102	Countermobility. 14 March 1985
FM 5-250	Explosives and Demolitions. 30 July 1998
FM 5-34	Engineer Field Data. 30 August 1999

Army Training and Evaluation Program

ARTEP 5-335-DRILL	Engineer Drills. 11 January 2001
-------------------	----------------------------------

Department of Army Forms

DA FORM 2028	Recommended Changes to Publications and Blank Forms. 1 February 1974
--------------	--

Field Manuals

FM 101-5	Staff Organization and Operations. 31 May 1997
FM 25-100	Training the Force. 15 November 1988
FM 25-101	Battle Focused Training. 30 September 1990

Other Product Types

TRADOC PAM 11-9	Blueprint of the Battlefield. 27 April 1990
-----------------	---

Training Circulars

TC 25-20	A Leader's Guide to After Action Reviews. 30 September 1993
TC 25-6	Force-on-Force Collective Training Using the Tactical Engagement Simulation Training System. 3 October 1995

Questionnaire

MTP NUMBER _____ DATE _____

MTP TITLE _____

Request your recommendations to improve this training publication. To make it easier for you to make recommendations, a standard questionnaire has been provided. Please respond to all questions by circling your answer or providing a written response, where requested. Please make a copy of this questionnaire. Mail to: Commandant, US Army MANSCEN, ATTN: ATZT-DT-WF-E, Fort Leonard Wood, MO 65473-8600.

THE FOLLOWING QUESTIONS PERTAIN TO YOU.

1. What is your position (for example, company commander, platoon sergeant [PSG])?

2. How long have you served in this position? _____

3. How long have you served in this unit? _____

4. What is your component?

- a. Active Component
- b. Reserve Component

5. Where is your unit?

- a. Continental United States (CONUS)
- b. United States Army, Europe (USAREUR)
- c. United States Army, Western Command (WESTCOM)
- d. Eighth United States Army (USA)
- e. Other (specify)

THE FOLLOWING QUESTIONS ARE ABOUT THE MTP IN GENERAL.

6. How do you feel this document has affected training in your unit when compared to other training products?

- a. Has made training worse.
- b. Has made training better.
- c. Has had no affect on training.
- d. Do not know or do not have an opinion.

7. How easy is the document to use, compared to other training products?

- a. More difficult.
- b. Easier.
- c. About the same.
- d. Do not know or do not have an opinion.

For question numbers 8 through 11, choose one of the following answers:

- a. Chapter 1, Unit Training.
- b. Chapter 2, Training Matrixes.
- c. Chapter 3, Mission Outlines.
- d. Chapter 4, Training Exercises.
- e. Chapter 5, Training and Evaluation Outlines.
- f. Chapter 6, External Evaluation.
- g. Do not know or do not have an opinion.

8. What part of the MTP document was least useful? _____

9. What part of the MTP document was most useful? _____

10. What is the most difficult part of the MTP to understand?

11. What is the easiest part of the MTP to understand? _____

THE FOLLOWING QUESTIONS PERTAIN TO THE TRAINING EXERCISES.

12. The exercises are designed to prepare the unit to accomplish its wartime mission. In your opinion, how well do they fulfill this purpose?

- a. They do not prepare the unit at all.
- b. They help, but only provide 20 percent or less of my unit's training requirements.
- c. They help, but only provide 21 to 50 percent of my unit's training requirements.
- d. They help, but only provide between 51 to 80 percent of my unit's training requirements.
- e. They provide 81 percent or more of my unit's training requirements.

13. Would you recommend that any STX be added or deleted from the MTP? _____

14. What was the greatest problem you experienced with the exercises?

- a. Have too many pages.
- b. Are hard to read and understand.
- c. Need more illustrations.
- d. Need more information on how to set up the exercises.
- e. Need more information on leader training.
- f. Need more information on how to conduct the exercises.
- g. Need more information on support and resources.
- h. Need more information on normally attached elements.
- i. Do not interface well with other training products, such as battle drills.
- j. Do not know or do not have an opinion.

15. What was the second greatest problem you experienced with the exercises?
- a. Have too many pages.
 - b. Are hard to read and understand.
 - c. Need more illustrations.
 - d. Need more information on how to set up the exercises.
 - e. Need more information on leader training.
 - f. Need more information on how to conduct the exercises.
 - g. Need more information on support and resources.
 - h. Need more information on normally attached elements.
 - i. Do not interface well with other training products, such as battle drills.
 - j. Do not know or do not have an opinion.

16. How many STXs have you trained or participated in personally? _____

THE FOLLOWING QUESTIONS APPLY TO CHAPTERS 5 AND 6 OF THE MTP.

17. What changes would you make to Chapter 5, Training and Evaluation Outlines?
- a. Leave it out altogether.
 - b. Clarify how to use this chapter with the training exercises.
 - c. Clarify how to use this chapter with the external evaluation.
 - d. Make standards less detailed.
 - e. Make standards more detailed.
 - f. Have standards adequately address those elements that are normally attached in wartime.
 - g. Do not change, chapter is fine.
 - h. Do not know or do not have an opinion.

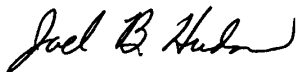
18. What changes would you make to Chapter 6, External Evaluation?
- a. Leave it out altogether.
 - b. Clarify how to use this chapter with the training exercises.
 - c. Clarify how to use this chapter with the external evaluation.
 - d. Make standards less detailed.
 - e. Make standards more detailed.
 - f. Have standards adequately address those elements that are normally attached in wartime.
 - g. Do not change, chapter is fine.
 - h. Do not know or do not have an opinion.

19. Additional comments:

By Order of the Secretary of the Army:

ERIC K. SHINSEKI
General, United States Army
Chief of Staff

Official:



JOEL B. HUDSON
Administrative Assistant to the
Secretary of the Army
0225416

DISTRIBUTION:

Active Army, Army National Guard, and US Army Reserve: Not to be distributed. Electronic media only.

PIN: 080267-000